



TEA MARKET REPORT

JOHN KEELLS PLC

SALE NO. 20 – 20TH / 21ST MAY 2024

THE MOST IMPACTFUL CONVERSATIONS SHAPING THE FUTURE OF TEA

**DON'T MISS OUT ON OUR
EARLY BIRD OFFER!**

www.ceylonteaevents.com

**JOIN DECISION MAKERS FROM
ACROSS THE TEA VALUE CHAIN TO
SHINE THE SPOTLIGHT ON TEA AS A
LIFESTYLE AND A LIVELIHOOD**



COLOMBO INTERNATIONAL
TEA CONVENTION
2024



COLOMBO INTERNATIONAL
TEA CONVENTION
2024



Tea A Lifestyle & A Livelihood

24th - 26th July

Colombo - Sri Lanka

The Colombo International Tea Convention is the place to be for insightful conversation, hard hitting dialogue and fresh perspectives on tea!

REGISTER NOW

Tea
A Lifestyle & A Livelihood

24th - 26th July

Cinnamon Grand Hotel, Colombo - Sri Lanka

teaconvention@ceylonteaevents.com
www.ceylonteaevents.com



ORDER OF SALE (SALE NO. 20 – 20TH / 21ST MAY 2024)

Main Sale Order – 1 (Leafy / Semi Leafy / Tippy / Premium / 1A)	Main Sale Order – 2 (H & M / Off Grade / Dust)	Ex-Estate
BARTLEET PRODUCE MARKETING (PVT) LTD	MERCANTILE PRODUCE BROKERS (PVT) LTD	MERCANTILE PRODUCE BROKERS (PVT) LTD
MERCANTILE PRODUCE BROKERS (PVT) LTD	FORBES & WALKER TEA BROKERS (PVT) LTD	BARTLEET PRODUCE MARKETING (PVT) LTD
FORBES & WALKER TEA BROKERS (PVT) LTD	EASTERN BROKERS. LTD.	LANKA COMMODITY BROKERS LTD
JOHN KEELLS PLC	JOHN KEELLS PLC	JOHN KEELLS PLC
EASTERN BROKERS. LTD.	CEYLON TEA BROKERS PLC	CEYLON TEA BROKERS PLC
LANKA COMMODITY BROKERS LTD	BARTLEET PRODUCE MARKETING (PVT) LTD	EASTERN BROKERS. LTD.
CEYLON TEA BROKERS PLC	ASIA SIYAKA COMMODITIES PLC.	FORBES & WALKER TEA BROKERS (PVT) LTD
ASIA SIYAKA COMMODITIES PLC.	LANKA COMMODITY BROKERS LTD	ASIA SIYAKA COMMODITIES PLC.



AUCTION DETAILS

Auction No.	20	
Dates	20 th / 21 st May 2024	
	No. of Lots	Qty – kg
Ex Estate	858	905,332
Main Sale Total	11,261	5,591,850
High & Medium	1,976	964,359
Low Grown - Leafy	2,353	1,044,636
Low Grown - Semi Leafy	1,521	693,341
Low Grown Tippy	2,183	1,122,771
Premium / Flowery	322	58,831
Off Grades	2,358	1,216,795
Dust	548	491,117
Grand Total	12,119	6,497,182
Reprints	663	329,394
Total No. of Lots Offered	12,119	
Total Quantity Offered (kg)	6,497,182	

PROMPT DATES

Auction No.	Buyers	Sellers
20	28/05/2024	29/05/2024

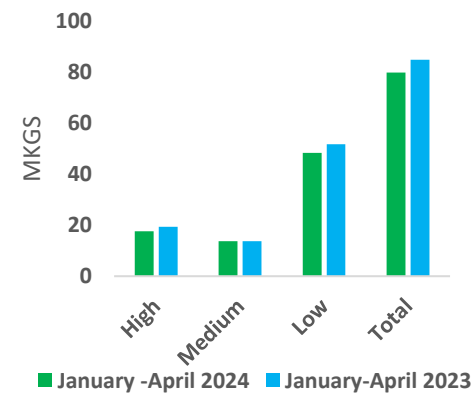
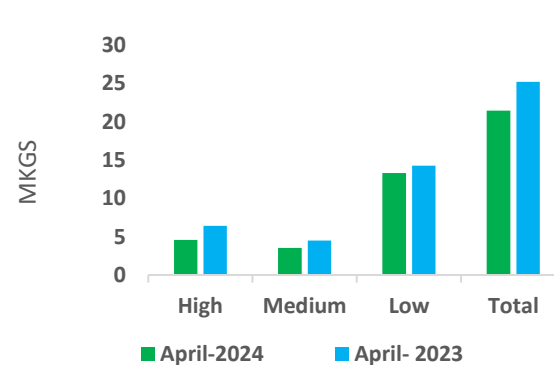
COMMENTS



Sri Lanka harvested a crop of 21.4Mkg during the Month of April 2024, which is a decline of 15% when compared to the crop harvested in April 2023.

The main contributor for the 21.4Mkg was from the Low Grown planting districts with 62.1%, followed by High Growns at 21.4% and the Medium Growns at 16.6%. When compared with the crop in April 2024, negative variances were recorded in the High Growns at 28.6%, Medium Growns at 21.3% followed by the Low Growns at 6.8%.

Tea Production April 2024								
Black Tea Production According To Elevations								
Elevation	April (Kg)				January to Date (Kg)			
	2024	2023	Change	% Change	2024	2023	Change	% Change
High	4,588,783	6,429,671	-1,840,888	-28.6%	17,656,285	19,319,398	-1,663,113	-8.6%
Medium	3,555,261	4,517,489	-962,228	-21.3%	13,719,837	13,737,987	-18,150	-0.1%
Low	13,320,564	14,290,646	-970,082	-6.8%	48,357,316	51,694,792	-3,337,476	-6.5%
Total	21,464,608	25,237,807	-3,773,199	-15.0%	79,733,439	84,752,177	-5,018,738	-5.9%



COMMENTS – Cont;



Sri Lanka Tea Exports for the month of April 2024 was recorded at 16.3Mkg which is an increase of 1.2% when compared with the same period of the previous year. The average unit FOB value per kg. was Rs.111.17 below the average unit value per kg of April 2023. The cumulative Export quantity for the year recorded a positive variance of 8.4Mkg against the corresponding period. The cumulative average FOB value recorded a decline of Rs.223.93 against last year's average FOB price. As a result, the value of Tea Exports for the period (January- April) in 2024 recorded a negative variance of Rs.749 million over the previous year. Iraq emerged as the leading importer of Sri Lanka Tea and the other major importers were U.A.E, Russia, Turkey and Iran.

The 0.90Mkg of Ex-Estate teas on offer met with irregular demand at easier levels. Select Best Western High Grown BOPs barely maintained, the below best and plainer varieties declined following quality. Select Best Western High Grown BOPFs were tending lower, the below best and plainer varieties followed a similar trend, however to a lesser extent. Nuwara Eliya BOPs were tending irregular, the BOPFs were firm. Uda Pussellawa BOPs were easier, the BOPFs too commenced lower and declined further as the sale progressed. UVA BOPs were firm, the BOPFs were firm to easier at times. Low Grown CTC BP1s were firm to irregular, the High and Medium sorts too barely maintained last levels. Low Grown CTC PF1s declined sharply from last levels, the High and Medium sorts were barely steady and mostly easier.

The 2.9Mkg of Low Grown teas on offer met with good demand. In the Leafy segment, OP/OPAs were low. OP1s declined sharply. BOP1s were irregularly lower. PEKOE1s met with less demand. In the Small Leaf segment well-made FBOPs were firm, others were lower. FBOPF1s were lower to last. BOPF.SP, BOPF, BOP.SP and BOP grades were firm. FBOPF varieties were firm. Premium Flowery teas gained following quality.

Turkey, Russia, Iran and the C.I.S countries lent fair support. Libya and Iraq were active.





MARKET DESCRIPTION

Western Teas

Select best Western High Grown BOPs were barely steady, the below best and plainer varieties declined by Rs.50/- to Rs.100/-. Select best Western High Grown BOPFs declined by Rs.50/- to Rs.100/- and more, the below best and plainer varieties too were easier by Rs.20/- to Rs.50/-. Medium BOPs declined by Rs.50/- to Rs.80/-, the BOPFs too were easier by Rs.50/- on average.

Nuwara Eliya Teas

BOPs were tending irregular, the BOPFs were firm.

Uva Teas

Uva BOPs were firm, the BOPFs were easier by Rs.20/- to Rs.30/- on average. Uda Pussellawa BOPs eased by Rs.50/- to Rs.80/-, the BOPFs were easier by Rs.40/- to Rs.60/- and declined further as the sale progressed.

CTC Teas

Low Grown CTC BP1s were firm to a little irregular at times, the High and Medium sorts too barely maintained last levels. Low Grown CTC PF1s declined by Rs.100/- and more, the High and Medium sorts were irregularly easier.

QUOTATIONS

	BOP – RS.	BOPF – RS.
Good Westerns	1220 – 1420	1300 – 1440
Average Westerns	1120 – 1200	1220 – 1260
Plainer Westerns	1040 – 1100	1160 – 1200
Western Mediums	1050 – 1800	870 – 1280
Uva Teas	1100 – 1200	920 – 1220
Nuwara Eliya Teas	1320 – 1360	1360
Uda Pussellawa Teas	920 – 1180	1080 – 1200
CTC (BP1 and PF1)	740 – 1380	700 – 1380





MARKET DESCRIPTION

Low Grown

Select best OP1s were firm on last levels, other wiry OP1s met with declining demand, below best sorts maintained last week's closing levels. Better twisted OPs were firm, below best types were irregular. Select best OPAs along with the best types declined slightly and more towards the end of the sale, others too were firm to marginally easier. Select best BOP1s were lower to last, bolder types were firm on last levels. Select best Pekoes showed a sharp decline, bolder types were easier by Rs.20/- to Rs.40/-. Shotty Pekoe1s too showed a sharp decline, secondaries were lower to last.

Select best BOPs were firm, best and below best types were lower by Rs.20/- to Rs.40/-, secondary types were firm. BOP.SP.s and BOPF.SP.s met with reasonable demand. BOPF.s followed a similar trend. Select best FBOPF1s were firm, best and below best types were lower by Rs.40/- to Rs.60/-, secondary types were lower to last. Select best and best FBOPs were firm, below best types were lower by a few rupees, secondary types were firm. FBOPF varieties were dearer by Rs.40/- to Rs.60/-. All Premium Flowery teas met with good demand.

Off Grades

Select best and best Fgs1s maintained on last levels whilst, below best and poorer sorts appreciated by Rs.20/- to Rs.30/-. Select best and best BM.s were firm on last levels, below best and poorer types were dearer by Rs.10/- to Rs.30/-. Select best and best BP.s maintained on last levels, below best and poorer varieties were dearer by Rs.10/- to Rs.20/-. Select best BOP1A.s maintained on last levels, best types were higher by Rs.50/- to Rs.100/-, below best types were lower by Rs.20/- to Rs.40/-, whilst poorer sorts were lower by Rs.10/- to Rs.20/-.

Dust

Select best and best Dust1s declined by Rs.50/- to Rs.80/- and more, below best and poorer types declined by Rs.20/- to Rs.40/-. High and Medium CTC.s declined by Rs.20/- to Rs.40/-. Low Grown CTC.s declined by Rs.50/- to Rs.70/-. Low Grown Dust / Dust1s declined by Rs.50/-.



QUOTATIONS

	Select Best	Best	Below Best	Others
LIQUORING				
DUST-1	1220.00 - 1950.00	1160.00 - 1210.00	1000.00 - 1150.00	720.00 - 990.00
OFF GRADES				
FGS1	1120.00 - 1200.00	1060.00 - 1100.00	880.00 - 1050.00	700.00 - 870.00
FGS	850.00 - 900.00	810.00 - 840.00	750.00 - 800.00	640.00 - 740.00
LOW GROWNS				
FBOPF / FFSP / FFEXSP	6000.00 - 7000.00	4000.00 - 5000.00	2500.00 - 3800.00	1200.00 - 1500.00
BOP	1800.00 - 2000.00	1550.00 - 1750.00	1300.00 - 1450.00	900.00 - 1200.00
BOPSP	1450.00 - 1800.00	1200.00 - 1400.00	900.00 - 1100.00	750.00 - 850.00
BOPF	1400.00 - 1700.00	900.00 - 1100.00	800.00 - 870.00	700.00 - 790.00
FBOPF1	1850.00 - 2000.00	1600.00 - 1750.00	1350.00 - 1500.00	900.00 - 1250.00
FBOP	2200.00 - 2500.00	1700.00 - 1850.00	1500.00 - 1650.00	1100.00 - 1300.00
BOP1	2600.00 - 3700.00	2000.00 - 2550.00	1400.00 - 1950.00	900.00 - 1350.00
OP1	3250.00 - 3950.00	2200.00 - 3200.00	1600.00 - 2150.00	800.00 - 1550.00
OP	1700.00 - 2050.00	1500.00 - 1650.00	1300.00 - 1480.00	950.00 - 1280.00
OPA	1600.00 - 2050.00	1360.00 - 1550.00	1200.00 - 1340.00	850.00 - 1180.00
PEKOE	1440.00 - 2150.00	1300.00 - 1420.00	1000.00 - 1280.00	800.00 - 980.00
PEKOE1	1550.00 - 2100.00	1400.00 - 1500.00	1100.00 - 1380.00	800.00 - 1080.00
DUST / DUST1	1000.00 - 1420.00	820.00 - 990.00	730.00 - 810.00	650.00 - 720.00



EXCHANGE RATES

The average rates currencies quoted on 21st May 2024 at 9.30 a.m. by Commercial Banks in Colombo for Telegraphic Transfers (TT).

Currency	Buy Rate	Sell Rate
USD	294.78	304.31
EURO	318.55	332.03
GBP	373.19	388.14



- **Top Prices**
- **Colombo Auction Averages**
- **Agro Climatic District Averages**
- **All Brokers Private Sale Figures**



TOP PRICES (SALE NO. 20 – 20TH / 21ST MAY 2024)

WESTERN HIGH			
BOP		Great Western	1420.00
BOPSP		Bearwell	1400.00
BOPF/BOPFSP		Wattegodde	1440.00
FBOP/FBOP1		Bambrakelly	1750.00
FBOPF/FBOPF1		Glenloch	1750.00
BOP1	*	Venture	1800.00
OP/OPA		Bambrakelly	1380.00
OP1	*	Venture	1750.00
PEKOE/PEKOE1		Frotoft Super	1600.00

UVA HIGH			
BOP	*	Glenanore	1600.00
BOPSP		Gonamotawa	1700.00
BOPF/BOPFSP		Spring Valley	1600.00
FBOP/FBOP1		Gonamotawa	2000.00
FBOPF/FBOPF1	*	Glenanore	1750.00
	*	Spring Valley	1750.00
		Ranaya	1750.00
		Gonamotawa	1750.00
BOP1		Craig	1950.00
OP/OPA	*	Mahadowa	1400.00
OP1		Gonamotawa	1850.00
PEKOE/PEKOE1		Craig	1550.00
		Battawatte	1550.00

NUWARA ELIYA			
BOP	*	Lovers Leap	1360.00
BOPSP	*	Kenmare	1100.00
BOPF/BOPFSP	*	Lovers Leap	1360.00
		Mahagastotte	1360.00
FBOP/FBOP1	*	Lovers Leap	1650.00
OP/OPA		Court Lodge	850.00
PEKOE/PEKOE1		Court Lodge	1300.00

WESTERN MEDIUM			
BOP		Harangalla	1800.00
BOPSP		Hatale	1750.00
BOPF/BOPFSP		Craighead	1550.00
FBOP/FBOP1		Craighead	2200.00
		Dartry Valley	2200.00
		Ancoombra	2200.00
FBOPF/FBOPF1		Dartry Valley	2000.00
BOP1		Harangalla	2100.00
		Dartry Valley	2100.00
OP/OPA		Dartry Valley	1400.00
		Randenigala Super	1400.00
		Hanthana Hills	1400.00
OP1	*	Kenilworth	1800.00
		Dartry Valley	1800.00
PEKOE/PEKOE1		Dartry Valley	1750.00

UVA MEDIUM			
BOP	*	Halpewatte Uva	1700.00
		Shawlands	1700.00
		Aruna Keppetipola	1700.00
BOPSP		Demodera 'S'	1700.00
BOPF/BOPFSP		Dickwella	1700.00
FBOP/FBOP1	*	Sarnia Plaiderie	1850.00
		Ambrosia Uva	1850.00
		Misty-Uva	1850.00
FBOPF/FBOPF1	*	Sarnia Plaiderie	1750.00
		Misty-Uva	1750.00
		Demodera 'S'	1750.00
		Tinioya	1750.00
		Aruna Keppetipola	1750.00
BOP1		Demodera 'S'	2000.00
OP/OPA		Aruna Passara	1440.00
OP1		Telbedde	2000.00
PEKOE/PEKOE1		Dickwella	1700.00

UDA PUSSELLAWA			
BOP		Alma	1650.00
BOPSP		Kirklees	1160.00
BOPF/BOPFSP		Luckyland	1200.00
FBOP/FBOP1		Alma	1950.00
FBOPF/FBOPF1		Alma	1700.00
		Blairlmond	1700.00
BOP1		Alma	1950.00
OP/OPA		Alma	1420.00
OP1		Alma	1650.00
PEKOE/PEKOE1		Alma	1700.00

CTC HIGH			
PF1		Dunsinane CTC	1340.00
BP1		Dunsinane CTC	1160.00
BPS		Ulugedara CTC	1120.00
OF		-	

CTC MEDIUM			
PF1		New Peacock CTC	1320.00
BP1	*	Delta CTC	1140.00
BPS		-	
OF		-	

CTC LOW			
PF1	**	Hingalgoda CTC	1380.00
BP1		Ceciliyan CTC	1380.00
BPS		Ross Feld CTC	800.00
OF		Peakwatta CTC	730.00



TOP PRICES (SALE NO. 20 – 20TH / 21ST MAY 2024)



LOW			
BOP		Golden Garden	2050.00
		Hidellana	2050.00
		New Hopewell	2000.00
	*	Lumbini	1950.00
BOPSP		Andaradeniya Super	1850.00
	*	Ceciliyan	1800.00
BOPF		Hidellana	1900.00
BOPFSP		Talgaswella	1900.00
	*	Broadlands SH	1800.00
FBOP		Sithaka	3400.00
FBOP1		Kingsbru	2250.00
FBOPF		Gunawardena	2800.00
FBOPF1		Gangaboda	2100.00
		Adams View	2100.00
		Stream Line	2100.00
BOP1		Pothotuwa	3700.00
OP1		Pothotuwa	3950.00
OP		Miriswatte	2050.00
OPA		Lucky Dais	2050.00
PEKOE		Lumbini	2150.00
PEKOE1		Galatara	2100.00
		Karagoda	2100.00

PREMIUM			
FBOPFSP		Kendalanda	7100.00
FBOPFEXSP		Suduwelipothahena Super	8000.00
FBOPFEXSP1		Kendalanda	7000.00

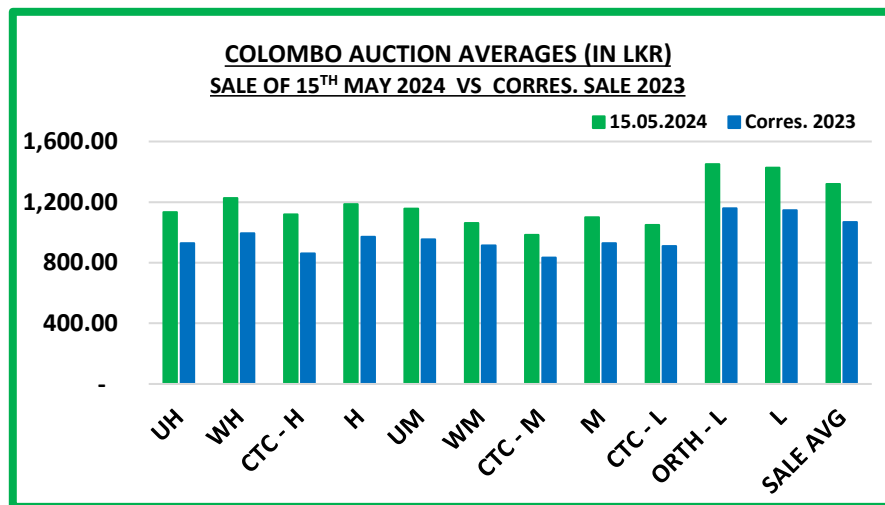
DUST			
DUST1		Mattakelle	1950.00
P.DUST		Ceciliyan CTC	1440.00

OFF GRADES			
FNGS/FNGS1		Vellai Oya	1200.00
	*	Wanarajah	1180.00
	*	Wattegodde	1180.00
		Norwood	1180.00
PFNGS	*	Hingalgoda CTC	1320.00
BM		Kurunduwatta	1320.00
BP		Chandrika Estate	1600.00
BOP1A		Chandrika Estate	1440.00

**** MORE THAN ONE TOP PRICE OBTAINED**
*** TEAS SOLD BY JOHN KEELLS PLC**
+ ALL TIME RECORD PRICE
++ ALL TIME RECORD PRICE EQUALED

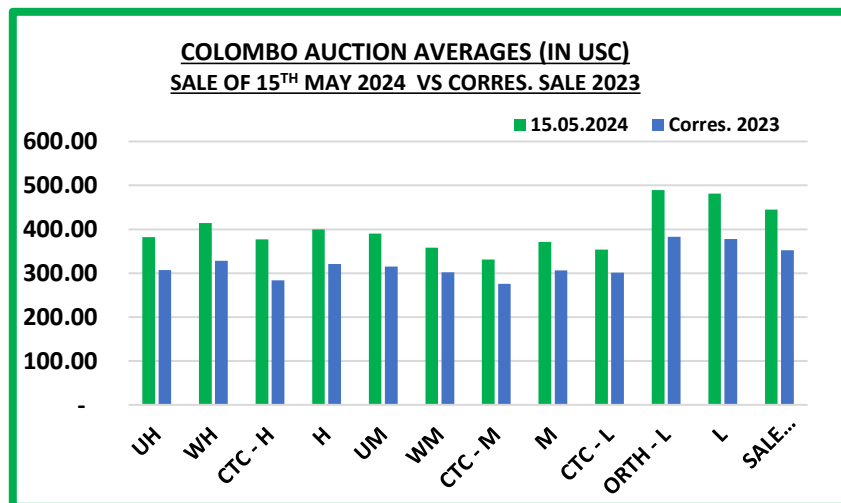


COLOMBO AUCTION AVERAGES



	Sale of 08/05/2024 In LKR	Sale of 15/05/2024 In LKR	Corres. 2023 In LKR
Uva High Grown	1135.86	1134.05	929.84
Western High Grown	1212.52	1227.46	994.93
CTC High Grown	1077.00	1119.01	860.88
Summary of High Grown	1181.48	1186.43	971.43
Uva Medium Grown	1166.32	1156.59	953.67
Western Medium Grown	1031.17	1061.16	914.58
CTC Medium Grown	972.46	983.18	834.83
Summary of Medium Grown	1084.74	1100.86	928.25
CTC Low Grown	994.37	1049.94	910.62
Orthodox Low Grown	1379.69	1450.25	1160.13
Summary of Low Grown	1350.83	1427.72	1146.25
TOTAL SALE AVERAGE	1261.40	1319.04	1067.57

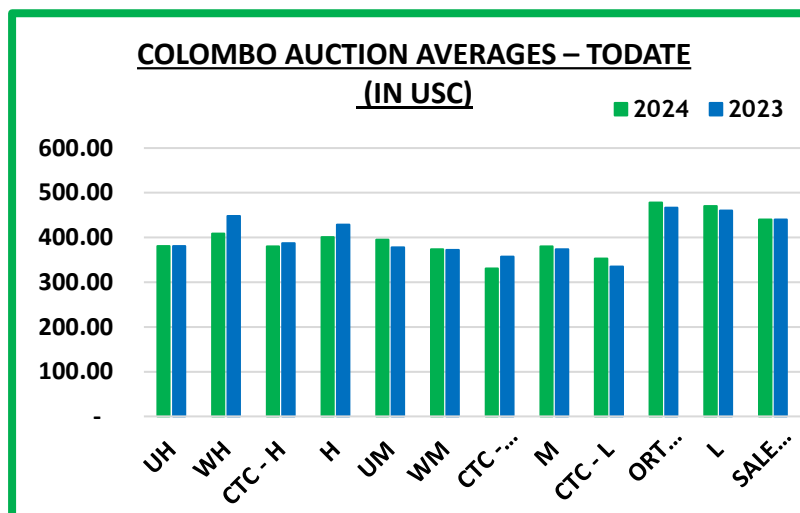
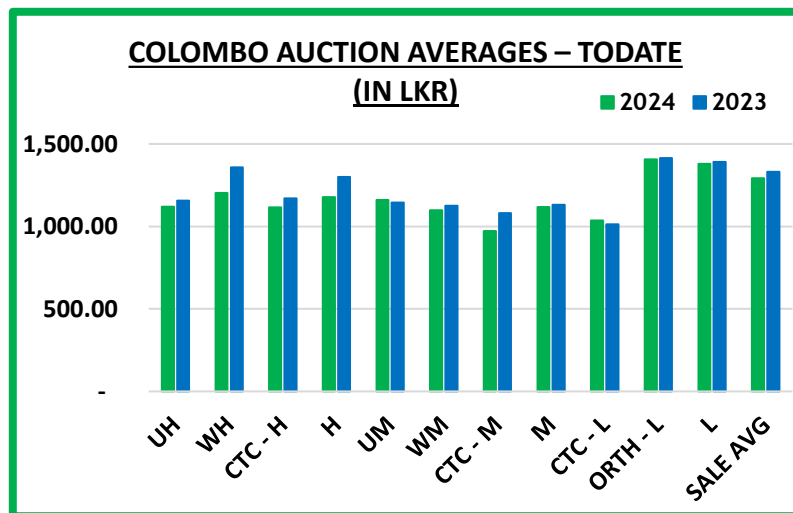
COLOMBO AUCTION AVERAGES



	Sale of 08/05/2024 In USC	Sale of 15/05/2024 In USC	Corres. 2023 In USC
Uva High Grown	386	382	307
Western High Grown	412	414	328
CTC High Grown	366	377	284
Summary of High Grown	401	400	321
Uva Medium Grown	396	390	315
Western Medium Grown	350	358	302
CTC Medium Grown	330	331	276
Summary of Medium Grown	368	371	306
CTC Low Grown	338	354	301
Orthodox Low Grown	469	489	383
Summary of Low Grown	459	481	378
TOTAL SALE AVERAGE	428	445	352



COLOMBO AUCTION AVERAGES



January to Date (Sale No.19)	2024 LKR	2023 LKR	2024 USC	2023 USC
Uva High Grown	1119.42	1155.49	381	381
Western High Grown	1203.22	1357.24	409	448
CTC High Grown	1116.55	1170.74	380	387
Summary of High Grown	1178.13	1299.19	401	429
Uva Medium Grown	1159.60	1144.08	395	378
Western Medium Grown	1097.83	1125.91	374	372
CTC Medium Grown	971.44	1081.36	331	357
Summary of Medium Grown	1117.47	1131.57	380	374
CTC Low Grown	1036.65	1013.37	353	335
Orthodox Low Grown	1405.71	1414.37	478	467
Summary of Low Grown	1380.11	1391.95	470	460
TOTAL SALE AVERAGE	1292.78	1331.78	440	440



COLOMBO AUCTION AVERAGES

FROM 01 ST TO 15 TH MAY 2024	LKR
Uva High Grown	1139.43
Western High Grown	1232.13
Summary of High Grown	1193.79
Uva Medium Grown	1166.68
Western Medium Grown	1050.77
Summary of Medium Grown	1097.91
Summary of Low Grown	1386.17
TOTAL SALE AVERAGE	1289.79



SUB DISTRICT AVERAGE PRICES DURING THE MONTH OF MARCH 2024

SUB DISTRICTS	MONTH	CUM.	SUB DISTRICTS	MONTH	CUM.
(A) NUWARA ELIYA	1261.50	1150.83	(D) UDA PUSSELLAWA		
			(i) Uda Pussellawa / Halgranoya	1,147.52	989.01
(B) WESTERNS			(ii) Maturata	1,147.26	1,019.68
(i) Ramboda	1,224.37	1,152.86			
(ii) Pundaluoya	1,092.11	1,045.33	(E) UVAS		
(iii) Agarapatana	1,086.42	1,051.90	(i) Koslanda / Haldumulla	1,411.30	1,449.17
(iv) Nanuoya/ Lindula/ Talawakelle	1,387.51	1,287.55	(ii) Haputale	1,228.21	1,141.12
(v) Patana / Kotagala	1,234.32	1,144.45	(iii) Bandarawela / Poonagalla	1,237.18	1,174.32
(vi) Hatton / Dickoya	1,188.87	1,143.39	(iv) Malwatte / Welimada	1,203.72	1,130.21
(vii) Bogawantalawa	1,338.34	1,205.34	(v) Demodara / Haliella / Badulla	1,284.82	1,189.07
(viii) Upcot / Maskeliya	1,295.36	1,188.63	(vi) Ella / Namunukula	1,089.23	1,054.30
			(vii) Passara / Lunugalla	1,211.46	1,144.48
(C) MEDIUMS			(viii) Madulsima	1,176.97	1,035.39
(i) Watawala/ Ginigathhena / Norton Bridge	1,177.72	1,095.17			
(ii) Pussellawa / Hewaheta	1,301.78	1,250.66	(F) LOW GROWNS		
(iii) Kotmale	1,343.83	1,325.79	(i) Deniyaya	1,576.32	1,585.88
(iv) Gampola / Nawalapitiya / Dolosbage	1,161.49	1,135.83	(ii) Galle	1,379.06	1,420.11
(v) Nilambe / Hantane / Galaha	1,180.98	1,187.70	(iii) Kalutara	1,245.58	1,325.42
(vi) Kadugannawa	1,065.22	1,057.21	(iv) Kegalle	1,287.93	1,260.14
(vii) Madulkelle / Knuckles / Rangala	1,136.05	1,102.11	(v) Kellani Velli	1,413.27	1,433.62
(viii) Hunnasgiriya / Matale / Yakdessa	1,037.08	953.13	(vi) Kandy/Matale/Kurunegala	1,021.35	1,003.35
(ix) Balangoda / Rakwana	1,267.52	1,232.49	(vii) Matara	1,546.13	1,552.12
			(viii) Morawaka	1,433.36	1,424.25
			(ix) Ratnapura	1,381.96	1,387.61
			(x) Balangoda	1,299.05	1,265.27
			(xi) Colombo	33,882.35	32,840.00

SOURCE : SRI LANKA TEA BOARD



SUB DISTRICT AVERAGE PRICES DURING THE MONTH OF APRIL 2024

SUB DISTRICTS	MONTH	CUM.	SUB DISTRICTS	MONTH	CUM.
(A) NUWARA ELIYA	1,138.95	1,147.71	(D) UDA PUSSELLAWA		
			(i) Uda Pussellawa / Halgranoya	1,082.30	1,021.55
(B) WESTERNS			(ii) Maturata	1,082.95	1,042.78
(i) Ramboda	1,132.23	1,148.29			
(ii) Pundaluoya	1,035.09	1,043.18	(E) UVAS		
(iii) Agarapatana	1,094.73	1,059.82	(i) Koslanda / Haldumulla	1,300.42	1,418.74
(iv) Nanuoya/ Lindula/ Talawakelle	1,271.19	1,284.32	(ii) Haputale	1,088.95	1,124.14
(v) Patana / Kotagala	1,117.84	1,139.33	(iii) Bandarawela / Poonagalla	1,138.62	1,163.62
(vi) Hatton / Dickoya	1,170.40	1,147.61	(iv) Malwatte / Welimada	1,092.63	1,117.89
(vii) Bogawantalawa	1,240.05	1,212.41	(v) Demodara / Haliella / Badulla	1,189.01	1,189.05
(viii) Upcot / Maskeliya	1,222.36	1,196.07	(vi) Ella / Namunukula	944.12	1,023.21
			(vii) Passara / Lunugalla	1,124.70	1,138.28
(C) MEDIUMS			(viii) Madulsima	1,048.56	1,039.58
(i) Watawala/ Ginigathhena / Norton Bridge	1,127.11	1,103.06			
(ii) Pussellawa / Hewaheta	1,178.21	1,232.98	(F) LOW GROWNS		
(iii) Kotmale	1,162.02	1,288.63	(i) Deniyaya	1,536.59	1,575.34
(iv) Gampola / Nawalapitiya / Dolosbage	1,062.43	1,117.83	(ii) Galle	1,339.75	1,404.33
(v) Nilambe / Hantane / Galaha	1,018.10	1,137.47	(iii) Kalutara	1,205.22	1,300.98
(vi) Kadugannawa	984.70	1,043.49	(iv) Kegalle	1,179.52	1,241.69
(vii) Madulkelle / Knuckles / Rangala	1,017.41	1,079.60	(v) Kellani Velli	1,276.24	1,398.92
(viii) Hunnasgiriya / Matale / Yakdessa	940.06	949.61	(vi) Kandy/Matale/Kurunegala	968.16	994.98
(ix) Balangoda / Rakwana	1,203.26	1,224.51	(vii) Matara	1,466.99	1,535.92
			(viii) Morawaka	1,365.80	1,413.15
			(ix) Ratnapura	1,313.08	1,371.02
			(x) Balangoda	1,217.39	1,252.55
			(xi) Colombo	34,717.39	33,739.58

SOURCE : SRI LANKA TEA BOARD



ALL BROKERS PRIVATE SALE FIGURES (FOR THE PERIOD – 13TH TO 18TH MAY 2024)

	WEEKLY	TODATE
High & Medium	70,396.10	1,190,669.50
Low	7,807.00	278,733.00
Green Tea	44,590.00	719,987.00
Organic Tea	11,122.00	154,567.00
BMF	64,303.00	939,716.00
Direct Sales	-	-
Forward Contract	39,240.00	588,940.00





- **Crop and Weather**
- **Crop Figures**
- **Export Figures**
- **Tea News**
- **Holiday Notice**
- **Circulars**

CROP AND WEATHER - FOR THE PERIOD OF – 13TH TO 19TH MAY 2024



Western

Rainfall was reported in Dickoya, Talwakelle and Agarapatana districts.



Nuwara Eliya

Nuwara Eliya and Kandapola experienced rainfall throughout the week.



Uva

Lunugala, Haputale and Badulla district recorded afternoon rainfall throughout the week.



Low Grown

Rainfall was recorded in Galle, Rathnapura and Deniyaya districts.



Crop

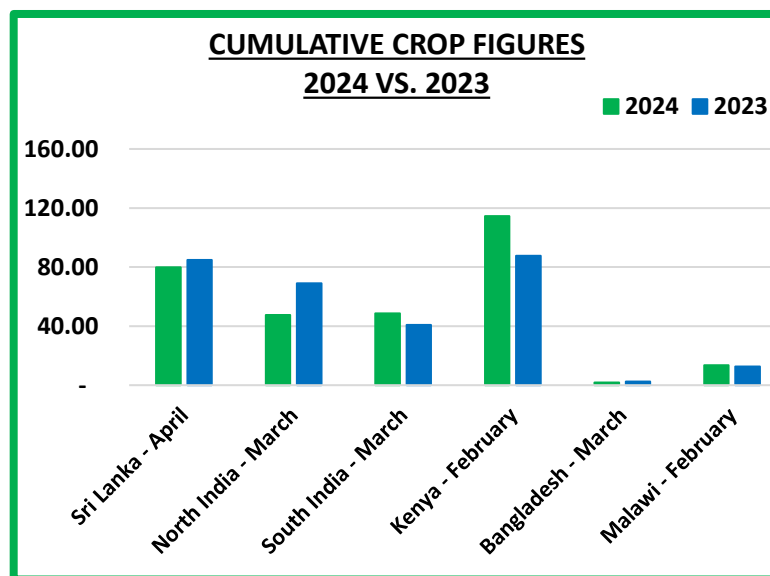
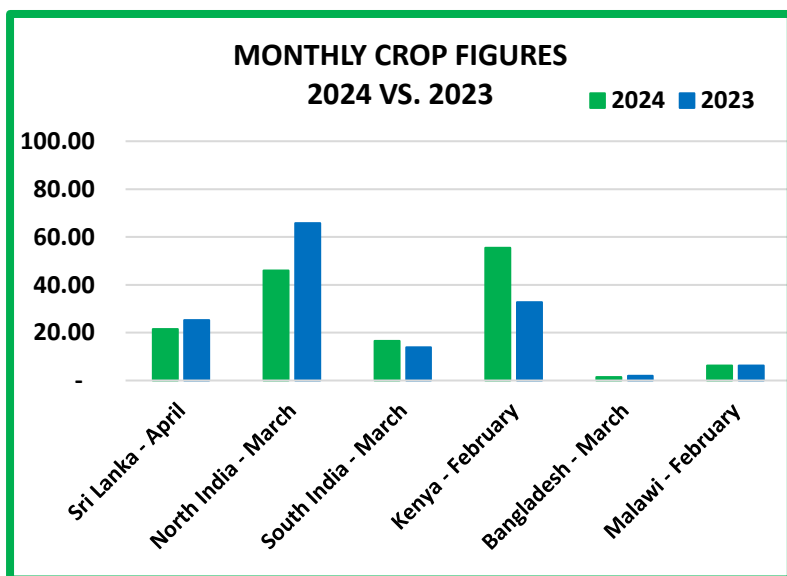
Crop intakes are moderate.



CROP FIGURES OF MAJOR PRODUCING & EXPORTING COUNTRIES

Country	Month	2024	2023	Cumulative + Inc. / Dec.	Cumulative	2024	2023	Cumulative + Inc. / Dec.
Sri Lanka	April	21.46	25.23	- 3.77	Upto April	79.73	84.75	- 5.02
North India	March	45.94(E)	65.78	- 19.84	Upto March	47.57(E)	69.01	- 21.44
South India	March	16.58(E)	13.83	+ 2.75	Upto March	48.53(E)	40.78	+ 7.75
Kenya	February	55.44	32.73	+ 22.71	Upto February	114.41	87.64	+ 26.77
Bangladesh	March	1.50	2.00	- 0.50	Upto March	1.70	2.50	- 0.80
Malawi	February	6.20	6.20	0.00	Upto February	13.50	12.60	0.90

(E) - Estimated





SRI LANKA TEA CROP

We give below the Sri Lanka Tea Crop for the month of April 2024 together with January / April 2024, and the corresponding figures for 2023.

	APRIL		JANUARY – APRIL	
ORTHODOX	2 0 2 4	2 0 2 3	2 0 2 4	2 0 2 3
High Grown	4,035,630	5,675,995	15,488,169	17,164,143
Medium Grown	3,035,857	3,616,686	11,371,241	10,965,677
Low Grown	12,498,798	13,395,841	45,004,272	48,302,388
T O T A L	19,570,286	22,688,522	71,863,682	76,432,209
C T C				
High Grown	474,782	625,034	1,806,613	1,718,988
Medium Grown	447,412	804,945	2,051,331	2,385,626
Low Grown	820,984	894,612	3,350,667	3,390,381
T O T A L	1,743,177	2,324,591	7,208,610	7,494,995
TOTAL BLACK PRODUCTION				
High Grown	4,510,412	6,301,029	17,294,781	18,883,131
Medium Grown	3,483,269	4,421,631	13,422,572	13,351,302
Low Grown	13,319,782	14,290,453	48,354,939	51,692,769
T O T A L	21,313,463	25,013,113	79,072,292	83,927,203
GREEN TEA				
High Grown	78,371	128,643	361,504	436,267
Medium Grown	71,992	95,858	297,265	386,685
Low Grown	782	193	2,377	2,022
T O T A L	151,145	224,694	661,146	824,974
TOTAL PRODUCTION				
High Grown	4,588,783	6,429,671	17,656,285	19,319,398
Medium Grown	3,555,261	4,517,489	13,719,837	13,737,987
Low Grown	13,320,564	14,290,646	48,357,316	51,694,792
TOTAL	21,464,608	25,237,807	79,733,439	84,752,177

SOURCE : SRI LANKA TEA BOARD



SRI LANKA TEA CROP - Continued;



Tea Production April 2024								
Black Tea Production According To Elevations								
Elevation	April (Kg)				January to Date (Kg)			
	2024	2023	Change	% Change	2024	2023	Change	% Change
High	4,588,783	6,429,671	-1,840,888	-28.63%	17,656,285	19,319,398	-1,663,113	-8.61%
Medium	3,555,261	4,517,489	-962,228	-21.30%	13,719,837	13,737,987	-18,150	-0.13%
Low	13,320,564	14,290,646	-970,082	-6.79%	48,357,316	51,694,792	-3,337,476	-6.46%
Total	21,464,608	25,237,807	-3,773,199	-14.95%	79,733,439	84,752,177	-5,018,738	-5.92%
Tea Production According To Categories								
Production	April (Kg)				January to Date (Kg)			
	2024	2023	Change	% Change	2024	2023	Change	% Change
Orthodox	19,570,286	22,688,522	-3,118,236	-13.74%	71,863,682	76,432,209	-4,568,527	-5.98%
CTC	1,743,177	2,324,591	-581,414	-25.01%	7,208,610	7,494,995	-286,385	-3.82%
Green Tea	151,145	224,694	-73,549	-32.73%	661,146	824,974	-163,828	-19.86%
Total	21,464,608	25,237,807	-3,773,199	-14.95%	79,733,439	84,752,177	-5,018,738	-5.92%

SOURCE : SRI LANKA TEA BOARD



SRI LANKA TEA EXPORTS



DESCRIPTION	QTY (KG)	VALUE (RS)	APPROX.AV.UNIT FOB VALUE PER KG.RS/CTS
APRIL 2024			
Instant Tea	155,166.41	573,287,410.00	3,694.66
Tea in Packets	6,498,229.24	10,753,359,095.00	1,654.81
Green Tea	355,463.68	1,241,811,959.00	3,493.50
Tea in Bags	1,591,935.83	4,281,707,396.00	2,689.62
Tea in Bulk	7,775,596.80	11,734,004,485.00	1,509.08
Total	16,376,391.96	28,584,170,345.00	1,745.45
APRIL 2023			
Instant Tea	96,866.28	343,031,401.00	3,541.29
Tea in Packets	6,512,487.59	11,788,854,014.00	1,810.19
Green Tea	283,481.64	1,203,380,392.00	4,245.00
Tea in Bags	1,736,652.52	4,938,941,724.00	2,843.94
Tea in Bulk	7,538,566.79	11,743,663,529.00	1,557.81
Total	16,168,054.82	30,017,871,060.00	1,856.62
JANUARY / APRIL 2024			
Instant Tea	843,497.76	2,719,516,787.00	3,224.09
Tea in Packets	31,383,650.36	52,875,012,161.00	1,684.79
Green Tea	1,518,364.53	5,819,190,196.00	3,832.54
Tea in Bags	8,174,502.52	22,264,942,823.00	2,723.71
Tea in Bulk	36,784,430.06	55,813,816,988.00	1,517.32
Total	78,704,445.23	139,492,478,955.00	1,772.36
JANUARY / APRIL 2023			
Instant Tea	889,694.85	3,327,697,883.00	3,740.27
Tea in Packets	30,457,870.24	58,252,705,659.00	1,912.57
Green Tea	1,367,558.41	5,715,973,123.00	4,179.69
Tea in Bags	7,453,298.81	22,698,311,990.00	3,045.40
Tea in Bulk	30,082,968.02	50,247,317,090.00	1,670.29
Total	70,251,390.33	140,242,005,745.00	1,996.29



MAJOR IMPORTERS OF SRI LANKA TEA

JANUARY / APRIL 2024

COUNTRY	BULK TEA	PACKETED TEA	TEA BAG	INSTANT TEA	GREEN TEA	TOTAL 2024	TOTAL 2023
IRAQ	589,600.00	9,540,873.00	104,692.90	6.00	4,807.75	10,239,979.65	7,450,087.19
U.A.E.	4,872,568.32	3,282,859.04	129,090.54	402.14	207,909.42	8,492,829.46	5,239,290.55
RUSSIA	7,015,865.00	937,589.17	171,945.32	27.62	151,597.80	8,277,024.91	7,822,780.20
TURKEY	2,312,913.50	2,882,941.00	95,508.22	-	379.20	5,291,741.92	8,700,375.45
IRAN	2,599,160.00	1,519,737.00	8,893.50	-	-	4,127,790.50	1,385,509.00
CHINA	2,933,530.66	366,684.03	56,914.61	912.27	19,921.35	3,377,962.92	3,195,830.58
SAUDI ARABIA	689,804.00	1,637,832.67	851,022.79	7,000.00	57,314.50	3,242,973.96	2,260,861.68
AZERBAIJAIN	3,072,367.00	93,185.00	2,746.87	-	5,372.60	3,173,671.47	2,789,169.30
GERMENY	2,193,443.00	510,802.61	55,513.50	16,000.00	12,890.97	2,788,650.08	2,255,948.18
CHILE	2,022,710.00	59,523.40	544,261.21	451.00	28,062.10	2,655,007.71	1,676,649.38



TEA NEWS AROUND THE GLOBE



CHITTAGONG MARKET

SALE NO. 04 – 20TH MAY 2024

CTC LEAF : 20,823 packages of teas on offer met with a fairly good demand.

BROKENs: Good Broken s met with a fairly good demand but eased slightly in line with quality. Medium varieties were also a fairly good market whilst the plainer types eased further but withdrawals were a little less. BLFs met with a fair demand at around last levels with some withdrawals.

FANNINGS: Good Fannings sold well and were about steady. Mediums were also a fairly good market and sold at around last levels easing slightly. BLFs met with a fair demand at around last levels with some withdrawals.

DUST: 6,142 packages of teas on offer met with an improved demand. Good liquoring Dusts sold well at around last levels. Medium Dusts sold at firm to dearer rates closely following quality. Plain/BLF Dusts met with a better demand compared to last with a few withdrawals. Blenders lent good support with fair interest from the Loose tea buyers.

COMMENTS: Despite a further decline in quality, market witnessed a little more demand particularly for the cleaner varieties. Blenders were more active with selective interest from the Loose Tea buyers.

Dusts sold well.

Our Catalogue: (Sale 4) Avg : Tk 229.00 , Sold 75.09 % , (Sale 3) Avg : Tk 234.34 , Sold 58.61%

Quotations – This Week – (In Taka)

Broken s	This Week	Last Week	Fannings	This week	Last Week	Dust	This week	Last Week
Best	245-280	250-290	Best	245-275	250-280	PD	227-255	240-278
Good	230-245	235-245	Good	230-240	235-245	RD	188-356	227-270
Medium	215-225	210-225	Medium	210-225	210-225	D	205-365	224-329
Plain	160-190	160-190	Plain	160-190	160-190	CD	185-364	228-340
BLF	160-175	160-170	BLF	160-175	160-170	BLF	160-200	160-238

Exchange Rates 20th May 2024 Sterling Pound: Tk. 148.1869, dollar: Tk. 116.6000

SOURCE : NATIONAL BROKERS LTD



TEA NEWS AROUND THE GLOBE



SILIGURI MARKET

SALE NO. 20 – SALE OF 16TH MAY 2024

1. MARKET DESCRIPTION :

- DEMAND - STRONG FOR QUALITY AND GOOD FOR REMAINDER.
- PRICES WERE DEARER.
- DOMESTIC BUYERS WERE ACTIVE WITH SOME SUPPORT FROM TRADITIONAL BLENDEES AND EXPORTERS.
- PERCENTAGE OF TEAS SELLING ABOVE RS 300 TO DATE SHOWS AN INCREASE COMPARED TO THE CORRESPONDING PERIOD OF LAST YEAR.

2. TOTAL AUCTION WEIGHTED AVERAGE (₹)

	2024-25			2023-24			UPTO SALE - 19		
	SALE - 19	SALE - 18	+/-	SALE - 19	SALE - 18	+/-	2024-25	2023-24	2022-23
LEAF	196.46	189.65	6.81	184.11	182.66	1.45	200.07	183.77	201.78
DUST	187.77	184.62	3.15	172.44	178.48	-6.04	196.03	179.21	190.37
TOTAL	195.27	189.04	6.23	182.74	182.18	0.56	199.65	183.31	200.54

SOURCE: PARCON INDIA PVT LTD

GUWAHATI MARKET

SALE NO. 20 – SALE OF 17TH MAY 2024

1. MARKET DESCRIPTION :

- DEMAND- FAIR FOR LEAF AND SUBDUED FOR DUST.
- GOOD / BEST ASSAMS SOLD BARELY AT LAST LEVELS, REMAINDER EASED FOLLOWING DROP IN QUALITY. PLAINER SORTS WERE DISCOUNTED.
- LIQUORING DUSTS WERE COMPETED FOR AND SOLD AROUND LAST LEVELS, WHILE THE OTHERS WERE IRREGULARLY EASIER. PLAINER SORTS FACED NOTICEABLE WITHDRAWALS.
- MAJOR BLENDEES OPERATED WITH FAIR SUPPORT FROM INTERNAL SECTION.
- WESTERN INDIA BUYERS LENT USEFUL SUPPORT ON THE LIQUORING TEAS.
- EXPORTERS SELECTIVE FOR LIQUORING BROKENS.

2. TOTAL AUCTION WEIGHTED AVERAGE (₹)

	2024-25			2023-24			UPTO SALE - 19		
	SALE - 19	SALE - 18	+/-	SALE - 19	SALE - 18	+/-	2024-25	2023-24	2022-23
CTC	212.94	215.04	-2.10	186.98	192.62	-5.64	229.04	201.14	203.47
DUST	203.25	213.08	-9.83	175.88	187.27	-11.39	221.40	194.55	205.13
TOTAL	210.02	214.48	-4.46	183.91	191.11	-7.21	226.84	199.34	203.85

SOURCE: PARCON INDIA PVT LTD





TEA NEWS AROUND THE GLOBE

KOLKATA ORTHODOX / CTC MARKET

SALE NO. 20 – SALE OF 16th / 17th MAY 2024

1. MARKET DESCRIPTION :

- WHOLE LEAF GRADES SOLD AT FULLY FIRM TO DEARER RATES, EXCEPT THE BOLDER VARIETIES WHICH WERE IRREGULARLY EASIER.
- BROKENS WERE GENERALLY AROUND LAST, WITH THE SMALLER VARIETIES APPRECIATING AT TIMES WITH COMPETITION.
- FANNINGS WITNESSED IMPROVED ENQUIRY.
- SECONDARIES WERE READILY ABSORBED FOLLOWING QUALITY.
- EXPORTERS TO THE MIDDLE EAST AND CIS WERE ACTIVE.

2. TOTAL AUCTION WEIGHTED AVERAGE (₹)

	WHOLE LEAF		BROKENS		FANNINGS
	1ST LINE	2ND LINE	LARGER	SMALLER	LEAFY
BEST	420-470+	390-420(N)	320-330+	320-340+	240-260(N)
GOOD	380-410+	370-390	300-320	290-315+	200-240
MEDIUM	340-370(N)	330-360	280-300	250-280+	150-180+

1. MARKET DESCRIPTION :

- DEMAND - GOOD FOR LIQUORING ASSAMS , FAIR FOR REMAINDER.
- LIQUORING ASSAM BROKENS WERE FULLY FIRM. LARGE AND MEDIUM BROKEN GRADES WERE WELL COMPETED FOR, REMAINDER WERE AROUND LAST.
- DEMAND FOR FANNINGS WITNESSED SOME IMPROVEMENT WHEN COMPARED TO THE PREVIOUS WEEK.
- DOOARS ESTATE AND BOUGHT LEAF WERE SELLING AROUND LAST.
- LEVELS FOR DUSTS REMAINED SUBDUED AND CONTINUED TO SELL LOWER THAN THE CORRESPONDING LEAF GRADES WITH SOME WITHDRAWALS.
- WI AND EXPORTERS WERE MAINSTAY WITH SUPPORT FROM MAJOR BLENDERS AND OTHER SECTIONS OF THE TRADE.

2. TOTAL AUCTION WEIGHTED AVERAGE (₹)

	2024-25			2023-24			UPTO SALE - 19		
	SALE - 19	SALE - 18	+/-	SALE - 19	SALE - 18	+/-	2024-25	2023-24	2022-23
CTC	236.55	234.49	2.06	181.34	196.70	-15.36	228.51	192.03	213.86
DUST	245.79	231.77	14.02	205.51	207.25	-1.73	248.64	212.88	232.02
TOTAL	239.34	233.72	5.62	187.46	199.56	-12.10	233.83	196.72	218.01



SOURCE: PARCON INDIA PVT LTD

UPCOMING AUCTION DETAILS

Auction No.	22		21	
Dates	03 rd / 04 th / 05 th June 2024		28 th / 29 th May 2024	
	No. of Lots	Qty – kg	No. of Lots	Qty – kg
Ex-Estate	833	882,800	788	824,216
Main Sale Total	10,927	5,337,249	10,471	5,020,742
High & Medium	1,837	887,766	1,751	845,438
Low Grown – Leafy	2,307	1,039,170	2,263	962,232
Low Grown – Semi Leafy	1,534	667,991	1,439	625,251
Low Grown Tippy	2,097	1,058,752	2,035	1,014,439
Premium / Flowery	343	57,998	359	58,983
Off Grades	2,288	1,141,952	2,130	1,071,037
Dust	521	483,620	494	443,362
Grand Total	11,760	6,220,049	11,259	5,844,958
Reprints	514	240,172	662	310,616
Total No. of Lots on Offer	11,760		11,259	
Total Quantity on Offer (kg)	6,220,049		5,844,958	



SCHEDULED CLOSING DATES

Auction No.	Date of Sale	Ex-Estate	Main Sale
23	11 th / 12 th June 2024	22/05/2024	22/05/2024
24	18 th / 19 th June 2024	31/05/2024	31/05/2024
25	25 th / 26 th June 2024	06/06/2024	06/06/2024

PROMPT DATES

Auction No.	Buyers	Sellers
21	04/06/2024	05/06/2024
22	11/06/2024	12/06/2024
23	18/06/2024	19/06/2024



ORDER OF SALE (SALE NO. 21 – 28TH / 29TH MAY 2024)

Main Sale Order – 1 (Leafy / Semi Leafy / Tippy / Premium / 1A)	Main Sale Order – 2 (H & M / Off Grade / Dust)	Ex-Estate
MERCANTILE PRODUCE BROKERS (PVT) LTD	FORBES & WALKER TEA BROKERS (PVT) LTD	JOHN KEELLS PLC
FORBES & WALKER TEA BROKERS (PVT) LTD	EASTERN BROKERS. LTD.	BARTLEET PRODUCE MARKETING (PVT) LTD
JOHN KEELLS PLC	JOHN KEELLS PLC	EASTERN BROKERS. LTD.
EASTERN BROKERS. LTD.	CEYLON TEA BROKERS PLC	MERCANTILE PRODUCE BROKERS (PVT) LTD
LANKA COMMODITY BROKERS LTD	BARTLEET PRODUCE MARKETING (PVT) LTD	FORBES & WALKER TEA BROKERS (PVT) LTD
CEYLON TEA BROKERS PLC	ASIA SIYAKA COMMODITIES PLC.	ASIA SIYAKA COMMODITIES PLC.
ASIA SIYAKA COMMODITIES PLC.	LANKA COMMODITY BROKERS LTD	LANKA COMMODITY BROKERS LTD
BARTLEET PRODUCE MARKETING (PVT) LTD	MERCANTILE PRODUCE BROKERS (PVT) LTD	CEYLON TEA BROKERS PLC

[DB : HR / SG]



HOLIDAY NOTICE



We wish to inform all our valued Clients that our Head Office, Sample Room and Stores will be closed for business on the following days.

23 rd May 2024	Thursday	Vesak Full Moon Poya Day. (Sample Room will be open during the first half)
24 th May 2024	Friday	Day Following Vesak Full Moon Poya Day.



COLOMBO TEA TRADERS' ASSOCIATION

THE OFFICE OF THE CTTA, NO. 50, NAVAM MAWATHA, COLOMBO 02.

TELEPHONE: 011 5588848, 5588849; E-MAIL ; HEMARATNE@CTTA.LK / NISANSALA@CTTA.LK

CIRCULAR NO. 22 OF 2024

MAY 17, 2024

CATALOGUE CLOSURE SALE NO 24 OF 2024

Please note that Catalogue Closure of Sale No.24 scheduled for Thursday, 30th May shall now be extended and closed on Friday, 31st May 2024.

**OFFICE OF THE CTTA
THE COLOMBO TEA TRADERS' ASSOCIATION**



COLOMBO TEA TRADERS' ASSOCIATION

THE OFFICE OF THE CTTA, NO. 50, NAVAM MAWATHA, COLOMBO 02.

TELEPHONE: 011 5588848, 5588849; E-MAIL ; HEMARATNE@CTTA.LK / NISANSALA@CTTA.LK

CIRCULAR NO. 23 OF 2024

MAY 20, 2024

TEA SALE ARRANGEMENTS - SALE NO 21 AND 22 OF 2024

The Committee of the CTTA comprising of Producers, Brokers and Buyers decided to have a Physical Auction of the Ex-Estate catalogue, to foster a sense of camaraderie.

In this connection we refer to Circular 21 of 2024 dated 6th May 2024.

The Buyer community has requested the Physical Auction of the Ex-Estate Catalogue scheduled for 29th May 2024 is postponed due to the intervening holidays and the short week.

Accordingly, please note the following;

Sale No.21

Sale No 21 will be held on Tuesday, 28th and Wednesday 29th May 2024, as originally planned. All catalogues shall be sold digitally.

Sale No.22

Sale No 22 originally planned for Tuesday 4th and Wednesday 5th June 2024 will now be held on Monday 3rd and Tuesday 4th June 2024. All catalogues will be sold digitally, excluding the Ex-Estate catalogue.

The Ex-Estate catalogue will be sold physically [as a physical auction] on Wednesday 5th June 2024, at the 2nd floor auditorium of the Ceylon Chamber of Commerce, commencing 9.00 am.

From Sale No.23 scheduled for Tuesday 11th and Wednesday 12th June 2024, Tea Auctions [all catalogues] shall be held based on the Second Quarter Tea Sale Arrangements of 2024, digitally.

OFFICE OF THE CTTA
THE COLOMBO TEA TRADERS' ASSOCIATION





“

Life is like a cup of Tea, it's all in how you make it!
International Tea Day

”