



TEA MARKET REPORT

JOHN KEELLS PLC

SALE NO.20 – 27TH / 28TH MAY 2025

ORDER OF SALE (SALE NO. 20 – 27TH / 28TH MAY 2025)

Main Sale Order – 1 (Leafy / Semi Leafy / Tippy / Premium / 1A)	Main Sale Order – 2 (H & M / Off Grade / Dust)	Ex-Estate
MERCANTILE PRODUCE BROKERS (PVT) LTD	MERCANTILE PRODUCE BROKERS (PVT) LTD	FORBES & WALKER TEA BROKERS (PVT) LTD
BARTLEET PRODUCE MARKETING (PVT) LTD	FORBES & WALKER TEA BROKERS (PVT) LTD	EASTERN BROKERS. LTD.
LANKA COMMODITY BROKERS LTD	EASTERN BROKERS. LTD.	CEYLON TEA BROKERS PLC
JOHN KEELLS PLC	JOHN KEELLS PLC	JOHN KEELLS PLC
CEYLON TEA BROKERS PLC	CEYLON TEA BROKERS PLC	LANKA COMMODITY BROKERS LTD
EASTERN BROKERS. LTD.	BARTLEET PRODUCE MARKETING (PVT) LTD	BARTLEET PRODUCE MARKETING (PVT) LTD
ASIA SIYAKA COMMODITIES PLC.	ASIA SIYAKA COMMODITIES PLC.	MERCANTILE PRODUCE BROKERS (PVT) LTD
FORBES & WALKER TEA BROKERS (PVT) LTD	LANKA COMMODITY BROKERS LTD	ASIA SIYAKA COMMODITIES PLC.



AUCTION DETAILS

Auction No.	20	
Dates	27 th / 28 th May 2025	
	No. of Lots	Qty – kg
Ex Estate	953	1,004,970
Main Sale Total	11,453	5,665,400
High & Medium	2,185	1,086,003
Low Grown - Leafy	2,203	936,224
Low Grown - Semi Leafy	1,690	762,169
Low Grown Tippy	2,463	1,229,219
Premium / Flowery	464	74,690
Off Grades	1,987	1,132,194
Dust	461	444,901
Grand Total	12,406	6,670,370
Reprints	871	461,822
Total No. of Lots Offered	12,406	
Total Quantity Offered (kg)	6,670,370	

PROMPT DATES

Auction No.	Buyers	Sellers
20	03/06/2025	04/06/2025

COMMENTS



A selective and rather easier market prevailed at the Global tea auction centres last week, with only the best and brighter teas gaining in price, whilst the poorer quality teas eased.

1.0Mkg of Ex- Estate teas on offer met with lower demand. Select Best Western High Grown BOPs gained selectivity for a handful of invoices, the below best sorts appreciated marginally, however some of the poorer sorts declined. Select best Western High Grown BOPFs were irregularly easier following quality, the below best and plainer sorts were irregular but mostly easier. Nuwara Eliya BOPs were tending easier, BOPFs barely maintained last levels. Uda Pussellawa BOPs were firm to marginally dearer, the BOPFs maintained last levels. Uva BOPs were firm to selectively dearer, the BOPFs were mostly easier. Low Grown CTC BP1s were tending irregular, the High and Medium sorts followed a similar trend. Low Grown CTC PF1s declined, the High and Mediums sorts were irregularly lower.

The 3.0Mkg of Low Grown teas on offer met with fair demand. In the Leafy segment, OPs / OPAs were firm. OP1s sold at last levels. BOP1s were firm to easier. PEKOE1s were lower to last. PEKOE1s met with good demand. In the Small Leaf segment, well-made FBOPs were firm, bolder types were irregular. FBOPF1s were firm. BOPF.SP, BOPF, BOP.SP and BOPs declined mostly, experiencing lesser demand. Well-made FBOPF declined substantially. Premium Flowery teas were lower to last.

Turkey, Russia and the C.I.S countries lent fair support. Libya and Iraq were active.





MARKET DESCRIPTION

Western Teas

Select best Western High Grown BOPs gained selectively, a few below best types gained marginally by Rs.50/-, however the poorer sorts mostly declined. Select best Western High Grown BOPFs appreciated selectively for a handful of invoices, the others were mostly easier, the below best types were marginally dearer at times, however the others together with the poorer sorts declined by Rs.40/- to Rs.60/- on average. Medium BOPs were firm to Rs.50/- dearer at times. The BOPFs were firm to Rs.20/- to Rs.40/- easier.

Nuwara Eliya Teas

BOPs were tending easier. The BOPFs barely maintained last levels.

Uva Teas

Uva BOPs were firm to selectively dearer at times. The BOPFs were mostly easier by Rs.50/- on average. Uda Pussellawa BOPs were firm to marginally dearer. The BOPFs maintained last levels.

CTC Teas

Low Grown CTC BP1s were tending irregular. The High and Medium sorts too followed a similar trend. Low Grown CTC PF1s declined Rs.40/- to Rs.50/- and more. The High and Medium sorts were irregularly lower.

QUOTATIONS

	BOP – RS.	BOPF – RS.
Good Westerns	1100 – 1360	1140 – 1380
Average Westerns	1000 – 1080	1020 – 1120
Plainer Westerns	820 – 980	800 – 1000
Western Mediums	820 – 1600	750 – 1020
Uva Teas	890 – 1220	840 – 1040
Nuwara Eliya Teas	1200	1200 – 1240
Uda Pussellawa Teas	830 – 1100	800 – 870
CTC (BP1 and PF1)	720 – 1200	710 – 1550





MARKET DESCRIPTION

Low Grown

Select best OP1s were firm, best types were irregular, below best sorts met with fair demand. Well-made OPs maintained last levels, below best sorts were irregular, poor secondaries were irregularly lower. Select best OPAs were fully firm, best types attracted better demand, and secondaries were marginally lower. Well twisted BOP1s were firm to easier, rest met with irregular demand. Select best Pekoes were firm, rest eased irregularly. Shotty Pekoe1s were firm, rest met with good demand.

BOPs in general were firm. BOP.SP, BOPF.SP and BOPFs were firm. Select best FBOPF1s were firm, others were easier. Well-made FBOPs were firm, whilst the rest were easier. FBOPFs in general were easier. Premium Flowery teas met with lower demand.

Off Grades

Select best and best FGS1s were lower by Rs.20/- to Rs.30/- and more towards the closure, below best and poorer sorts were firm on last levels. Select best and best BMs maintained on last levels, below best and poorer sorts were dearer by Rs.20/- to Rs.40/-. Select best and best BPs were dearer by Rs.20/- to Rs.40/- and more towards the closure, below best and poorer varieties were firm on last levels. Select best BOP1As maintained on last levels, best types were lower by Rs.50/- to Rs.60/-, below best and poorer types maintained on last levels.

Dust

Select best Dust1s were firm, best types declined by Rs.20/-, below best and poorer sorts declined by Rs.40/- to Rs.60/-. Low Grown CTCs declined by Rs.40/- to Rs.60/-. High & Medium CTCs declined by Rs.20/- to Rs.40/-. Low Grown Dust/Dust1s were firm.



QUOTATIONS

	Select Best	Best	Below Best	Others
LIQUORING				
DUST-1	1240.00 - 1500.00	1140.00 - 1250.00	900.00 - 1130.00	660.00 - 890.00
OFF GRADES				
FGS1	1020.00 - 1120.00	900.00 - 1010.00	810.00 - 890.00	680.00 - 800.00
FGS	840.00 - 890.00	780.00 - 830.00	740.00 - 770.00	600.00 - 730.00
LOW GROWNS				
FBOPF / FFSP / FFEXSP	4200.00 - 4500.00	3500.00 - 4000.00	2400.00 - 3250.00	1000.00 - 1200.00
BOP	1800.00 - 2100.00	1350.00 - 1400.00	1000.00 - 1300.00	950.00 - 1000.00
BOPSP	1800.00 - 2250.00	1600.00 - 1750.00	1200.00 - 1500.00	900.00 - 1000.00
BOPF	1200.00 - 1400.00	900.00 - 1000.00	850.00 - 900.00	800.00 - 850.00
FBOPF1	1600.00 - 1700.00	1450.00 - 1500.00	1300.00 - 1350.00	1000.00 - 1100.00
FBOP	2100.00 - 2400.00	1600.00 - 1700.00	1250.00 - 1300.00	1000.00 - 1100.00
BOP1	2100.00 - 3000.00	1700.00 - 2000.00	1000.00 - 1360.00	850.00 - 980.00
OP1	2400.00 - 3300.00	2250.00 - 2350.00	1650.00 - 2200.00	900.00 - 1600.00
OP	1360.00 - 1600.00	1240.00 - 1340.00	1160.00 - 1220.00	920.00 - 1140.00
OPA	1300.00 - 1750.00	1140.00 - 1280.00	1040.00 - 1120.00	860.00 - 1020.00
PEKOE	1460.00 - 2450.00	1300.00 - 1440.00	1180.00 - 1280.00	800.00 - 1160.00
PEKOE1	1650.00 - 2400.00	1360.00 - 1600.00	1260.00 - 1340.00	850.00 - 1240.00
DUST / DUST1	900.00 - 1340.00	790.00 - 890.00	720.00 - 780.00	660.00 - 710.00



EXCHANGE RATES

The average rates currencies quoted on 28th May 2025 at 9.30 a.m. by Commercial Banks in Colombo for Telegraphic Transfers (TT).

CURRENCY	BUY RATE	SELL RATE
USD	295.55	304.01
EURO	332.80	345.46
GBP	397.21	411.35



- **Top Prices**
- **Colombo Auction Averages**
- **All Brokers Private Sale Figures**



TOP PRICES (SALE NO. 20 – 27TH / 28TH MAY 2025)



WESTERN HIGH			
BOP	*	Mattakelle	1360.00
		Great Western	1360.00
BOPSP		Wanarajah	1380.00
BOPF/BOPFSP		Great Western	1380.00
FBOP/FBOP1		Bambrakelly	1750.00
FBOPF/FBOPF1		Queensberry	1380.00
		Glenloch	1380.00
BOP1		Torrington	1500.00
OP/OPA	*	St Andrews	1160.00
OP1	*	Inverness	1550.00
PEKOE/PEKOE1		Great Western	1550.00
		Somerset	1550.00

UVA HIGH			
BOP	**	Pitaratmalie	1120.00
BOPSP		Gonamotawa	1300.00
BOPF/BOPFSP		Bandaraeliya	940.00
FBOP/FBOP1		Ranaya	1650.00
		Gonamotawa	1650.00
FBOPF/FBOPF1		Gonamotawa	1500.00
BOP1		Aislabay	1800.00
OP/OPA		Ranaya	1280.00
OP1		Ellathota Uva	1550.00
		Aislabay	1550.00
PEKOE/PEKOE1		Spring Valley	1600.00

NUWARA ELIYA			
BOP	*	Lovers Leap	1200.00
BOPSP	*	Kenmare	960.00
BOPF/BOPFSP		Mahagastotte	1240.00
FBOP/FBOP1	*	Lovers Leap	1650.00
OP/OPA	*	Court Lodge	1020.00
		Kenmare	1020.00
PEKOE/PEKOE1		Mahagastotte	1600.00

WESTERN MEDIUM			
BOP	*	Nayapane	1600.00
		Craighead	1600.00
BOPSP		Craighead	1550.00
BOPF/BOPFSP		Rozelle	1020.00
FBOP/FBOP1	*	Kenilworth	1900.00
		Craighead	1900.00
		Harangalla	1900.00
		Ancoombra	1900.00
		Hatale	1900.00
FBOPF/FBOPF1		Dartry Valley	1650.00
BOP1		Harangalla	1750.00
OP/OPA		Harangalla	1200.00
OP1	*	Kenilworth	1550.00
PEKOE/PEKOE1		Inguruwatte Super	1800.00
		Uplands	1800.00

UVA MEDIUM			
BOP		Aruna Passara	1340.00
BOPSP		Hindagala	1360.00
BOPF/BOPFSP		Dickwella	1500.00
FBOP/FBOP1	*	Sarnia Plaiderie	1600.00
		Roseland Uva	1600.00
FBOPF/FBOPF1	*	Sarnia Plaiderie	1480.00
		Roseland Uva	1480.00
BOP1		Demodera 'S'	1900.00
OP/OPA		Ury	1320.00
OP1		Dickwella	1550.00
PEKOE/PEKOE1		Dickwella	1650.00

CTC LOW			
PF1	*	Hingalgoda CTC	1550.00
BP1	**	Cecilayan CTC	1080.00
BPS		Canora CTC	770.00
OF		-	

UDA PUSSELLAWA			
BOP		Kirklees	1100.00
BOPSP		Kirklees	1060.00
BOPF/BOPFSP	*	Liddesdale	870.00
FBOP/FBOP1		Maha Uva	1550.00
FBOPF/FBOPF1		Blairlomond	1420.00
BOP1		-	
OP/OPA		Gampaha	1060.00
		Delmar	1060.00
		Blairlomond	1060.00
		Maha Uva	1060.00
OP1		Delmar	1440.00
PEKOE/PEKOE1		Gonapitiya	1280.00

CTC HIGH			
PF1		Dunsinane CTC	1220.00
BP1		-	
BPS		Mount Vernon CTC	840.00
OF		-	

CTC MEDIUM			
PF1		New Peacock CTC	1120.00
BP1	*	New Peacock CTC	1200.00
BPS		Aultmore CTC	860.00
OF		-	



TOP PRICES (SALE NO. 20 – 27TH / 28TH MAY 2025)

LOW			
BOP		Kingsbru	2450.00
BOPSP		New Spring View	2250.00
BOPF		Kingsbru	1900.00
BOPFSP		Rajjuruwatta Super	2350.00
FBOP		Pothotuwa	2450.00
FBOP1		Dellawa	2250.00
FBOPF		New Laksakanda	1850.00
FBOPF1		Pothotuwa	1850.00
BOP1		Gunawardena	3000.00
OP1		Lions	3300.00
OP		Wattahena	1600.00
OPA		Dampahala	1750.00
PEKOE		Lumbini	2450.00
PEKOE1		Nilrich	2400.00

PREMIUM			
FBOPFSP		Rumassala Hills	3800.00
FBOPFEXSP		New Batuwangala	5450.00
FBOPFEXSP1		Tea Bank	4900.00

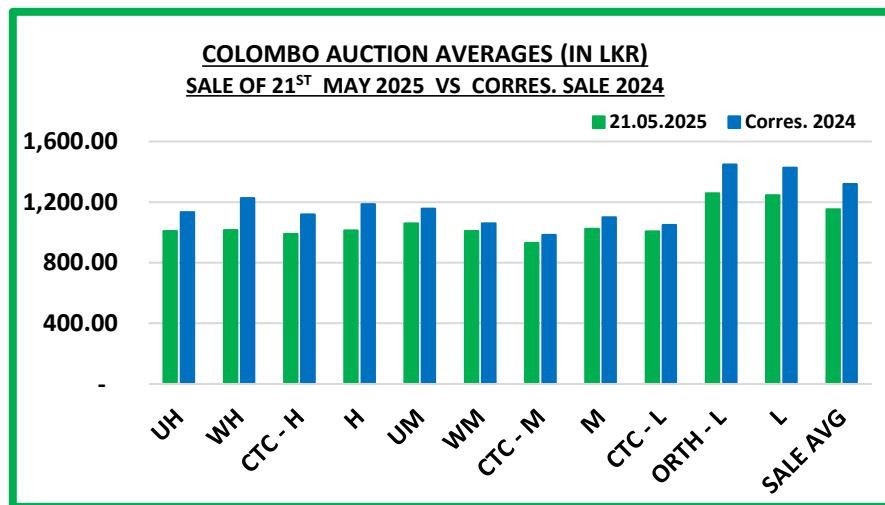
DUST			
DUST1		Holyrood	1500.00
P.DUST	*	Ceciliyan CTC	1320.00

OFF GRADES			
FNGS/FNGS1	*	Bogawantalawa	1120.00
	*	Agraouvah	1100.00
	*	Hauteville	1080.00
PFNGS	*	Hingalgoda CTC	1100.00
BM		Kurunduwatta	1100.00
		Chandrika Estate	1100.00
BP		Suwishka	1320.00
BOP1A		Chandrika Estate	1360.00

**** MORE THAN ONE TOP PRICE OBTAINED**
*** TEAS SOLD BY JOHN KEELLS PLC**
+ ALL TIME RECORD PRICE
++ ALL TIME RECORD PRICE EQUALED

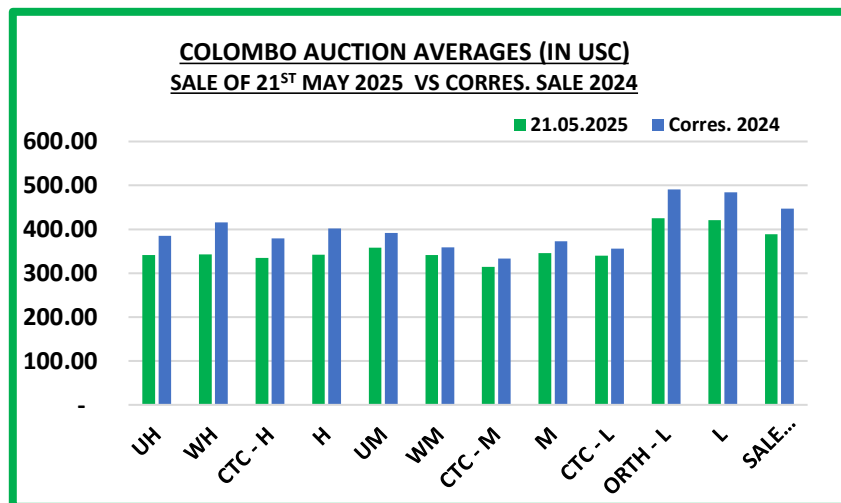


COLOMBO AUCTION AVERAGES



	Sale of 14/05/2025 In LKR	Sale of 21/05/2025 In LKR	Corres. 2024 In LKR
Uva High Grown	1007.49	1009.00	1134.05
Western High Grown	1029.67	1015.01	1227.46
CTC High Grown	970.24	990.82	1119.01
Summary of High Grown	1022.42	1012.83	1186.43
Uva Medium Grown	1083.17	1060.48	1156.59
Western Medium Grown	997.34	1008.87	1059.62
CTC Medium Grown	928.90	931.04	983.18
Summary of Medium Grown	1028.61	1025.04	1100.37
CTC Low Grown	1032.39	1007.67	1049.94
Orthodox Low Grown	1285.60	1258.16	1449.24
Summary of Low Grown	1273.67	1246.48	1426.84
TOTAL SALE AVERAGE	1170.01	1153.35	1319.02

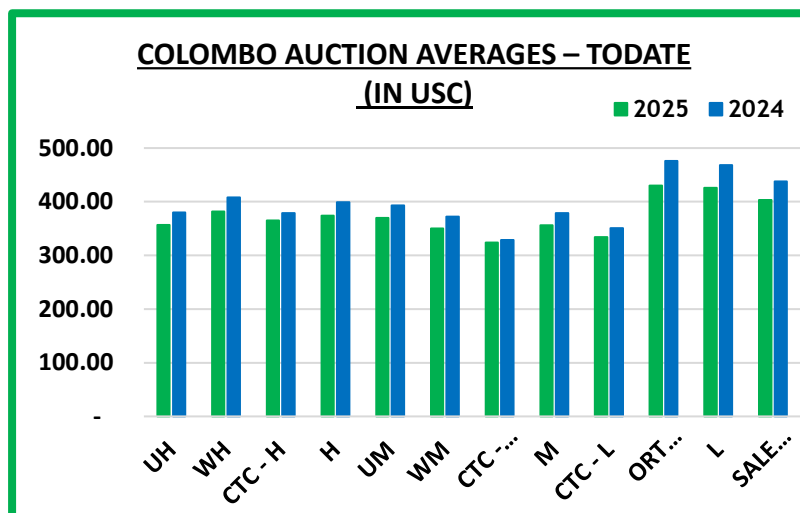
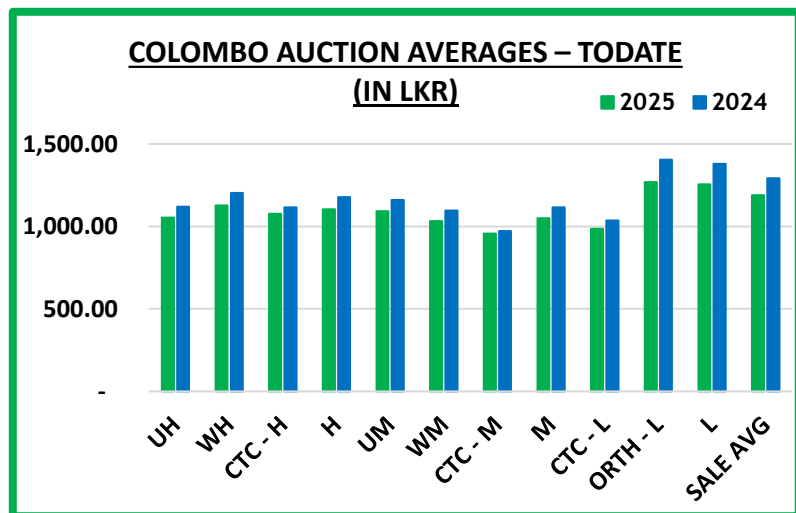
COLOMBO AUCTION AVERAGES



	Sale of 14/05/2025 In USC	Sale of 21/05/2025 In USC	Corres. 2024 In USC
Uva High Grown	342	341	385
Western High Grown	349	343	416
CTC High Grown	329	335	379
Summary of High Grown	347	342	402
Uva Medium Grown	368	358	392
Western Medium Grown	338	341	359
CTC Medium Grown	315	314	333
Summary of Medium Grown	349	346	373
CTC Low Grown	350	340	356
Orthodox Low Grown	436	425	491
Summary of Low Grown	432	421	484
TOTAL SALE AVERAGE	397	389	447



COLOMBO AUCTION AVERAGES



January to Date (Sale No.19)	2025 LKR	2024 LKR	2025 USC	2024 USC
Uva High Grown	1053.45	1119.42	357	380
Western High Grown	1126.90	1203.22	382	408
CTC High Grown	1077.26	1116.55	365	379
Summary of High Grown	1104.23	1178.13	374	399
Uva Medium Grown	1091.91	1159.60	370	393
Western Medium Grown	1031.48	1096.11	350	372
CTC Medium Grown	956.63	971.44	324	329
Summary of Medium Grown	1050.46	1116.53	356	379
CTC Low Grown	985.19	1036.65	334	351
Orthodox Low Grown	1269.04	1405.02	430	476
Summary of Low Grown	1255.84	1379.54	426	468
TOTAL SALE AVERAGE	1189.92	1292.78	403	438



COLOMBO AUCTION AVERAGES

FROM 01 ST TO 21 ST MAY 2025	LKR
Uva High Grown	1036.81
Western High Grown	1049.31
Summary of High Grown	1044.89
Uva Medium Grown	1079.51
Western Medium Grown	1005.79
Summary of Medium Grown	1029.29
Summary of Low Grown	1244.80
TOTAL SALE AVERAGE	1156.73



ALL BROKERS PRIVATE SALE FIGURES (FOR THE PERIOD – 19TH TO 24TH MAY 2025)

	WEEKLY	TODATE
High & Medium	141,196.25	2,801,796.30
Low	13,535.00	528,578.95
Green Tea	54,040.50	796,102.50
Organic Tea	8,378.00	191,746.00
BMF	39,910.00	786,184.00
Direct Sales	-	-
Forward Contract	40,000.00	1,149,871.00





- **Crop and Weather**
- **Crop Figures**
- **Tea News**

CROP AND WEATHER - FOR THE PERIOD OF 19TH TO 25TH MAY 2025



Western

Agarapatana, Dickoya and Talawakelle districts recorded rainfall with occasional winds throughout the week.



Nuwara Eliya

Dull weather with occasional showers were reported in Nuwara Eliya and Kandapola.



Uva

Badulla and Lunugala recorded bright weather throughout the week, whilst Haputale districts reported dull weather with occasional rainfall.



Low Grown

Rainfall was recorded throughout the week in Deniyaya, Galle and Rathnapura districts.



Crop

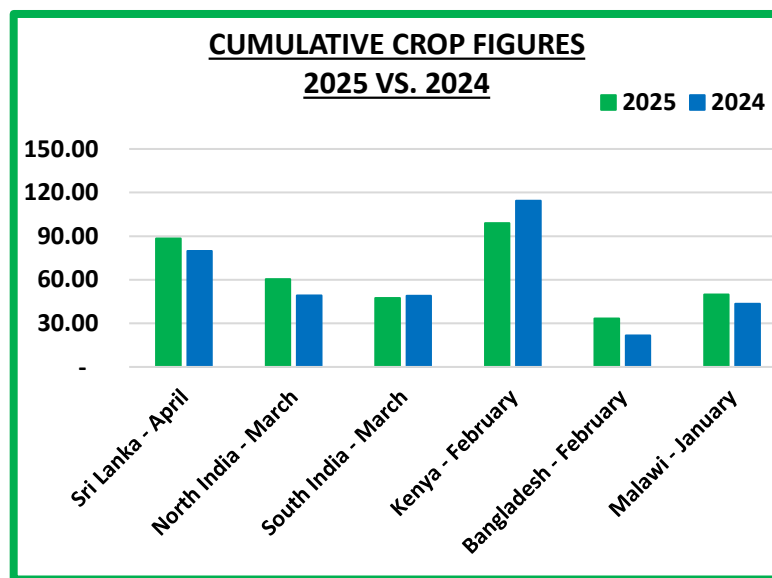
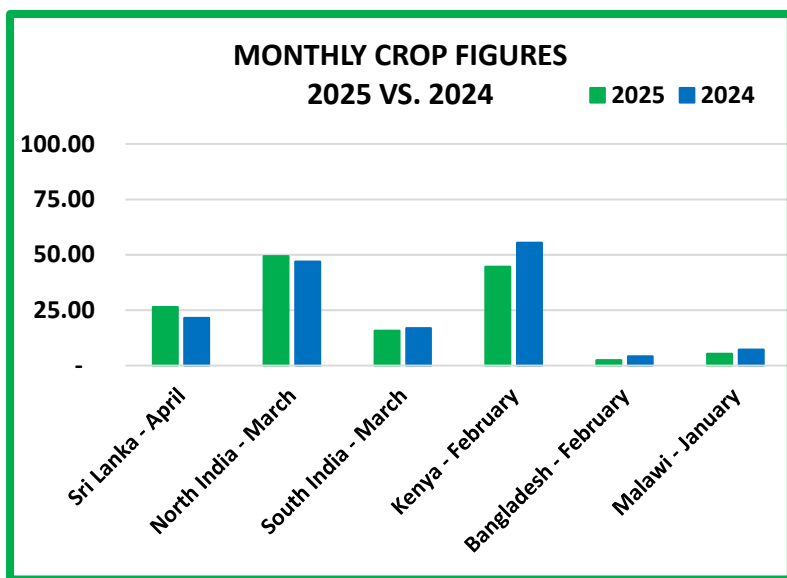
Crop intake is moderate.



CROP FIGURES OF MAJOR PRODUCING & EXPORTING COUNTRIES

Country	Month	2025	2024	Cumulative + Inc. / Dec.	Cumulative	2025	2024	Cumulative + Inc. / Dec.
Sri Lanka	April	26.39	21.46	+ 4.93	Upto April	88.38	79.73	+ 8.65
North India	March	49.43(E)	46.90	+ 2.53	Upto March	60.44(E)	49.18	+ 11.26
South India	March	15.71(E)	16.88	- 1.17	Upto March	47.48(E)	48.98	- 1.50
Kenya	February	44.61	55.44	- 10.83	Upto February	98.98	114.41	- 15.43
Bangladesh	February	2.40	4.20	-1.80	Upto February	33.30	21.70	+ 11.60
Malawi	January	5.30	*7.20	- 1.90	Upto January	49.79	43.35	+ 6.44

(E) - Estimated



TEA NEWS AROUND THE GLOBE



MOMBASA MARKET

SALE NO. 21 – SALE OF 26TH / 27TH MAY 2025

Fair general demand prevailed for the 213,819 packages (14,533,510.50 kilos) available in the market with 26.84% remaining unsold.

OFFERINGS

Leaf Grades	-	113,440 packages (7,451,852.00 kilos) – 30.02% unsold.
Dust Grades	-	80,280 packages (6,018,045.00 kilos) – 24.84% unsold.
Secondary Grades	-	20,099 packages (1,063,613.50 kilos) – 16.92% unsold.

MARKETS

Pakistan Packers maintained good enquiry with **Yemen** and **other Middle Eastern countries** active but at lower levels. There was strong support from **Kazakhstan** and **other CIS states** with maintained activity from **Bazaar** and **Afghanistan**. **UK** were active but selective while **Egyptian Packers** showed more interest. **Russia** improved participation while **Sudan** remained absent. **South Sudan** were less active with **Local Packers** showing interest based on price. **Somalia** maintained enquiry at the lower end of the market.

LEAF GRADES (M2 & M3)

BP1:

Best – Firm to mostly dearer by up to USC46 but some lines shed up to USC30.

Brighter – Irregularly gained up to USC44 with some teas discounted by up to USC15.

Mediums – KTDA mediums mostly appreciated by up to USC50 but a few lines lost up to USC17 with plantation mediums steady to USC12 above previous rates.

Lower Medium – Saw irregular interest and ranged between firm to mostly dearer by up to USC26 to easier by up to USC5.

Plainer – Were steady to USC6 dearer to easier by up to USC2.

PF1:

Best – Irregular and varied between USC19 dearer to USC12 below previous rates.

Brighter – Met irregular enquiry and ranged between USC16 dearer to easier by up to USC10.

Mediums – KTDA mediums were steady to mostly dearer by up to USC19 but select lines lost up to USC3 while plantation mediums gained up to USC11 with a few invoices USC15 below last rates.

Lower Medium – Improved absorption and varied between firm to USC12 dearer to easier by up to USC3.

Plainer – Steady to USC8 above previous rates to easier by up to USC10.

DUST GRADES (M1)

PDUST:

Best – Met irregular interest varying between steady to USC13 above previous levels to easier by a similar margin with some teas discounted by up to USC20 and USC28.

Brighter – Irregular enquiry at mostly dearer levels by up to USC19 to easier by up to USC8 with some teas further discount by up to USC23.

Mediums – KTDA mediums were steady to mostly dearer by up to USC22 to easier by up to USC5 while plantation mediums lost up to USC16.

Lower Medium – Mostly shed up to USC10 with select lines up to USC5 above last rates.

Plainer – Saw irregular enquiry ranging between firm to USC9 above previous rates to easier by up to USC4.



TEA NEWS AROUND THE GLOBE



MOMBASA MARKET – Continued ;

DUST1:

Best – Mostly advanced by up to USC14 but some invoices shed up to USC2.

Brighter – Gained by up to USC17 with select lines discounted by up to USC6.

Mediums – KTDA mediums were firm to USC22 above previous levels to easier by up to USC14 with plantation mediums discounted by up to USC10.

Lower Medium – Firm to USC3 dearer to easier by USC1.

Plainer – Ranged between steady to USC5 dearer to easier by up to USC7.

SECONDARY GRADES (\$1)

In the Secondary Catalogues, **BPs** held value while **PFs** were irregular. Clean well sorted coloury **Fannings** were firm with **similar DUSTs** mostly steady while some lines were up to USC16 dearer. **Other Fannings** sold at around previous levels with **DUSTs** firm. **BMFs** were readily absorbed at steady rates.

QUOTATIONS	BROKENS - USC	FANNINGS - USC
Best	217 – 448	280 – 388
Good	200 – 294	263 – 321
Good Medium	190 – 270	268 – 301
Medium (KTDA)	130 – 212	135 – 244
Medium (Plantations)	125 – 216	134 – 169
Lower Medium	110 – 158	110 – 146
Plainer	096 – 120	080 – 124

AUCTION	KENYA 2024 \$	KENYA 2025 \$	TOTAL 2024 \$	TOTAL 2025 \$
18	2.25	2.03	2.12	1.98
19	2.15	1.91	1.99	1.88
20	2.20	1.86	2.04	1.81

SOURCE : AFRICA TEA BROKERS LTD.



TEA NEWS AROUND THE GLOBE



CHITTAGONG MARKET

SALE NO. 04 – 26TH MAY 2025

CTC LEAF: 25,948 packages of tea on offer met with a strong demand.

BROKENS/FANNINGS: Well made good liquoring types met with a stronger demand at mostly dearer rates and could be quoted between Tk.280/- and Tk.310/-. Below best were also a fairly strong market and were firm to slightly dearer selling between Tk.240/- and Tk.260/-. All other varieties were in good demand and were generally firm and these could be quoted between Tk.200/- and Tk.220/-. BLF teas sold quite well between Tk.160 and Tk.234/-.

DUST: 5,274 packages of tea on offer met with a good demand. Good liquoring Dusts sold well at around last levels. Their Mediums were also fully firm to slightly dearer closely following quality. Plain/BLF Dusts were well competed for and prices appreciated on quality. Blenders lent good support with fair interest from the Loose tea buyers.

COMMENTS: A stronger demand prevailed this week with the better sorts fetching good competition. Blenders lent useful support with more interest from the Loose tea buyers.

Dusts sold well.

Our Catalogue: (Sale 4) Avg : Tk 246.88, Sold 43.25% , (Sale 3) Avg : Tk 238.24, Sold 72.51%

Quotations – This Week – (In Taka)

Brokens	This Week	Last Week	Fannings	This week	Last Week	Dust	This week	Last Week
Best	280-310	270-300	Best	275-305	270-300	PD	220-309	250-280
Good	240-260	230-250	Good	235-255	230-250	RD	188-315	215-303
Medium	215-225	210-220	Medium	210-220	210-220	D	210-314	235-300
Plain	190-200	185-200	Plain	190-200	185-220	CD	215-302	250-319
BLF	160-234	160-220 nom	BLF	160-218	160-220 nom	BLF	188-240	165-265

Exchange Rates 26th May 2025 Sterling Pound 163.6909 Dollar: Tk. 121.3000

SOURCE : NATIONAL BROKERS LTD



TEA NEWS AROUND THE GLOBE



SILIGURI MARKET

SALE NO. 21 – 23RD MAY 2025

1. MARKET DESCRIPTION :

- DEMAND - STRONG FOR ESTATES AND FAIR FOR REMAINDER.
- PRICES FOR ESTATES APPRECIATED FURTHER AND WERE WELL COMPETED FOR.
- COMMON/PLAINER SORTS WERE IRREGULAR AND EASIER WITH FAIR OUT LOTS.
- INTERNAL BUYERS CONTINUED TO DOMINATE WITH SOME SUPPORT FROM EXPORTERS AND MAJOR BLENDEES.
- A NOTICEABLE INCREASE IN PERCENTAGE THIS WEEK FOR TEAS SELLING ABOVE RS. 300 COMPARED TO LAST WEEK.

2. TOTAL AUCTION WEIGHTED AVERAGE (₹)

	2025-26			2024-25			UPTO SALE - 21		
	SALE - 21	SALE - 20	+/-	SALE - 21	SALE - 20	+/-	2025-26	2024-25	2023-24
LEAF	175.08	178.58	-3.50	203.52	196.46	7.06	191.21	200.45	183.70
DUST	179.28	180.89	-1.61	190.77	187.77	3.00	193.75	195.14	178.93
TOTAL	175.53	178.85	-3.32	201.44	195.27	6.17	191.48	199.86	183.22

SOURCE: PARCON INDIA PVT LTD

GUWAHATI MARKET

SALE NO. 21 – 23RD MAY 2025

1. MARKET DESCRIPTION :

- DEMAND -GOOD FOR THE IMPROVED LIQUORING TEAS, STRONG FOR BEST/GOOD DUSTS AND FAIR FOR THE REMAINDER.
- IMPROVED QUALITY LEAF GRADES SOLD AT FIRM TO OCCASIONALLY DEARER LEVELS AND THEIR CORRESPONDING DUSTS SOLD AT A PREMIUM.
- THE REMAINDER SOLD AROUND LAST. PLAINER SORTS TENDED IRREGULARLY LOWER AND WITNESSED WITHDRAWALS.
- PERCENTAGE OF TEAS SOLD ABOVE RS. 300/- HAS INCREASED THIS WEEK TO 19.8% AS AGAINST 12.6% OF THE PREVIOUS WEEK ON THE OTHER HAND THE CATEGORY BELOW RS.200 RECORDED A DECLINE BY 10%.
- HUL DOMINATED THE DUST SEGMENT AND OPERATED IN THE LEAF WITH SUPPORT FROM WESTERN INDIA BUYERS AND INTERNAL TRADERS. TCPL, EXPORTERS AND OTHER PACKERS LENT FAIR SUPPORT.

2. TOTAL AUCTION WEIGHTED AVERAGE (₹)

	2025-26			2024-25			UPTO SALE - 21		
	SALE - 21	SALE - 20	+/-	SALE - 21	SALE - 20	+/-	2025-26	2024-25	2023-24
LEAF	216.59	204.10	12.49	220.43	212.94	7.49	215.31	226.93	200.02
DUST	235.05	215.59	19.46	201.33	203.25	-1.92	227.26	216.00	193.20
TOTAL	222.68	207.58	15.10	214.42	210.02	4.40	219.13	223.70	198.14

SOURCE: PARCON INDIA PVT LTD



TEA NEWS AROUND THE GLOBE



KOLKATA ORTHODOX / CTC MARKET

SALE NO. 21 – 23RD MAY 2025

1. MARKET DESCRIPTION :

- GOOD DEMAND.
- CLEAN, WELL MADE TEAS WERE AROUND LAST. HOWEVER, SIMILAR FBOP'S WERE FULLY FIRM TO DEARER..
- REMAINDER WERE IRREGULARLY EASIER AND ALSO WITNESSED SOME WITHDRAWALS, PARTICULARLY ON THE WHOLE LEAF AND THE BPS/BOP.
- SECONDARIES SAW USEFUL ENQUIRY AT LOWER RATES.
- EXPORTERS TO THE MIDDLE EAST AND CIS OPERATED.

2. TOTAL AUCTION WEIGHTED AVERAGE (₹)

	WHOLE LEAF		BROKENS		FANNINGS
	1ST LINE	2ND LINE	LARGER	SMALLER	LEAFY
BEST	470-530+	430-460+	360-390+	320-370+	240-300
GOOD	410-450	370-410	320-350	270-310	190-240
MEDIUM	360-400(N)	320-360	280-320	235-260(N)	150-180

1. MARKET DESCRIPTION :

- FAIR FOR LEAF AND GOOD FOR DUST.
- LEVELS FOR ALL ASSAMS WERE IRREGULAR AND OFTEN TENDED EASIER FOLLOWING QUALITY.
- COMMON/PLAINER ASSAMS WITNESSED LESS PARTICIPATION WITH SOME WITHDRAWALS.
- DOOARS BOUGHT LEAF SAW A PROGRESSIVE DECLINE IN PRICES AND DEMAND.
- PREMIUM DUSTS CONTINUE TO SELL AT ATTRACTIVE RATES. REMAINDER WERE BARELY STEADY WITH THE MEDIUM VARIETIES BEING OUTLISTED.
- WESTERN INDIA AND HUL WERE THE MAINSTAY, WITH SOME SUPPORT FROM EXPORTERS AND LOCAL DEALERS. IMPROVED PARTICIPATION FROM TCPL..

2. TOTAL AUCTION WEIGHTED AVERAGE (₹)

	2025-26			2024-25			UPTO SALE - 21		
	SALE - 21	SALE - 20	+/-	SALE - 21	SALE - 20	+/-	2025-26	2024-25	2023-24
LEAF	217.49	211.28	6.21	238.87	236.55	2.32	216.07	231.05	190.89
DUST	274.93	290.84	-15.91	237.73	245.79	-8.06	283.25	245.63	211.65
TOTAL	238.49	235.17	3.32	238.53	239.34	-0.81	236.36	235.02	195.65

SOURCE: PARCON INDIA PVT LTD



UPCOMING AUCTION DETAILS

Auction No.	22		21	
Dates	09 th / 10 th June 2025		03 rd / 04 th June 2025	
	No. of Lots	Qty – kg	No. of Lots	Qty – kg
Ex-Estate	920	961,447	857	908,776
Main Sale Total	11,458	5,704,089	11,543	5,807,328
High & Medium	2,079	989,951	1,938	898,013
Low Grown – Leafy	2,354	970,414	1,935	818,253
Low Grown – Semi Leafy	1,589	700,371	1,599	697,935
Low Grown Tippy	1,945	945,165	1,968	943,437
Premium / Flowery	349	56,923	310	51,812
Off Grades	2,392	1,294,087	3,011	1,647,851
Dust	750	747,178	782	750,027
Grand Total	12,378	6,665,536	12,400	6,716,104
Reprints	1,203	692,095	1,108	565,319
Total No. of Lots on Offer	12,378		12,400	
Total Quantity on Offer (kg)	6,665,536		6,716,104	



SCHEDULED CLOSING DATES

Auction No.	Date of Sale	Ex-Estate	Main Sale
23	17 th / 18 th June 2025	29/05/2025	29/05/2025
24	24 th / 25 th June 2025	05/06/2025	05/06/2025
25	01 st / 02 nd July 2025	12/06/2025	12/06/2025

PROMPT DATES

Auction No.	Buyers	Sellers
21	11/06/2025	12/06/2025
22	17/06/2025	18/06/2025
23	24/06/2025	25/06/2025



ORDER OF SALE (SALE NO. 21 – 03RD / 04TH JUNE 2025)

Main Sale Order – 1 (Leafy / Semi Leafy / Tippy / Premium / 1A)	Main Sale Order – 2 (H & M / Off Grade / Dust)	Ex-Estate
BARTLEET PRODUCE MARKETING (PVT) LTD	FORBES & WALKER TEA BROKERS (PVT) LTD	EASTERN BROKERS. LTD.
LANKA COMMODITY BROKERS LTD	EASTERN BROKERS. LTD.	CEYLON TEA BROKERS PLC
JOHN KEELLS PLC	JOHN KEELLS PLC	JOHN KEELLS PLC
CEYLON TEA BROKERS PLC	CEYLON TEA BROKERS PLC	LANKA COMMODITY BROKERS LTD
EASTERN BROKERS. LTD.	BARTLEET PRODUCE MARKETING (PVT) LTD	BARTLEET PRODUCE MARKETING (PVT) LTD
ASIA SIYAKA COMMODITIES PLC.	ASIA SIYAKA COMMODITIES PLC.	MERCANTILE PRODUCE BROKERS (PVT) LTD
FORBES & WALKER TEA BROKERS (PVT) LTD	LANKA COMMODITY BROKERS LTD	ASIA SIYAKA COMMODITIES PLC.
MERCANTILE PRODUCE BROKERS (PVT) LTD	MERCANTILE PRODUCE BROKERS (PVT) LTD	FORBES & WALKER TEA BROKERS (PVT) LTD

[RR : HR / SG]





“

There are no secrets to success. It is the result of preparation, hard work, and learning from failure.

– Colin Powell

”