



TEA MARKET REPORT

JOHN KEELLS PLC

SALE NO.21 – 31ST MAY / 01ST JUNE 2022



ORDER OF SALE (SALE NO. 21 – 31ST MAY / 01ST JUNE 2022)

Main Sale Order – 1 (Leafy / Semi Leafy / Tippy / Premium / 1A)	Main Sale Order – 2 (H & M / Off Grade / Dust)	Ex-Estate
Mercantile Produce Brokers (Pvt) Ltd	Forbes & Walker Tea Brokers (Pvt) Ltd	Asia Siyaka Commodities PLC.
Forbes & Walker Tea Brokers (Pvt) Ltd	Eastern Brokers. Ltd.	Mercantile Produce Brokers (Pvt) Ltd
JOHN KEELLS PLC	JOHN KEELLS PLC	Bartleet Produce Marketing (Pvt) Ltd
Eastern Brokers. Ltd.	Ceylon Tea Brokers PLC	Lanka Commodity Brokers Ltd
Lanka Commodity Brokers Ltd	Bartleet Produce Marketing (Pvt) Ltd	JOHN KEELLS PLC
Ceylon Tea Brokers PLC	Asia Siyaka Commodities PLC	Ceylon Tea Brokers PLC
Asia Siyaka Commodities PLC.	Lanka Commodity Brokers Ltd	Eastern Brokers. Ltd.
Bartleet Produce Marketing (Pvt) Ltd	Mercantile Produce Brokers (Pvt) Ltd	Forbes & Walker Tea Brokers (Pvt) Ltd



AUCTION DETAILS

Auction No.	21	
Dates	31 st May / 01 st June 2022	
	No. of Lots	Qty – kg
Ex Estate	852	996,064
Main Sale Total	10,926	5,701,885
High & Medium	1,843	988,811
Low Grown - Leafy	2,125	942,836
Low Grown - Semi Leafy	1,608	726,615
Low Grown Tippy	1,961	1,026,309
Premium / Flowery	403	74,763
Off Grades	2,474	1,409,715
Dust	512	532,836
Grand Total	11,778	6,697,949
Reprints	816	438,137
Total No. of Lots Offered	11,778	
Total Quantity Offered (kg)	6,697,949	

PROMPT DATES

Auction No.	Buyers	Sellers
21	07/06/2022	08/06/2022



COMMENTS

The 1.0Mkg of Ex-Estate teas on offer met fair demand. Select best Western High Grown BOPs gained substantially, the below best and plainer varieties too commenced dearer and appreciated as the sale progressed. Select best Western High Grown BOPFs maintained, the below best and plainer varieties were firm to a little easier following quality. Nuwara Eliya BOPs gained substantially, however the BOPFs were firm to irregularly lower. Udapusellawa BOPs gained, however the BOPFs eased from last week's levels following quality. Uva BOPs too were dearer, the BOPF were firm to a little lower following quality. Low Grown CTC BP1s declined, the High and Medium sorts were easier. The Low Grown PF1s were dearer and gained as the sale progressed, however the High and Medium sorts declined.

The 2.7Mkg of Low Grown teas which were on offer met with good demand. In the Leafy segment, OP varieties were firm. OPAs followed a similar trend. Better OP1s were lower, others met with fair demand. In the Semi Leafy segment, BOP1s were firm. Pekoe varieties were lower, Pekoe1s met with improved demand. In the Small Leaf segment, Well-made FBOPs were firm, others met with lower demand, FBOPF varieties attracted fair interest. Better FBOPF1s were firm to dearer, others met with fair interest. BOPF.SP, BOPF and BOP.SP met with reasonable demand whilst BOPs too maintained last levels. Premium Flowery teas met with improved demand.

Russia, Iran and the C.I.S countries lent fair support whilst Turkey was selective. Libya and Iraq were selective.

ALL TIME RECORD PRICES OBTAINED IN THE JK PLC CATALOGUE

Garden Mark	Grade	Price Rs.	Category	Management Company/ Proprietor
Demodera "S"	FBOPF1	2,500/-	Uva Medium	Hapugastenne Plantations PLC
Telbedde	OP	1,950/-	Uva Medium	Balangoda Plantations PLC
Hingalgoda CTC	PF	1,400/-	Off Grades	Tea Smallholder Factories PLC





MARKET DESCRIPTION

Western Teas

Select best BOPs were dearer by Rs.50/- to Rs.100/- and more, the below best and plainer varieties too gained further as the sale progressed. Select best BOPFs maintained last week's levels, below best and plainer varieties declined by Rs.20/- to Rs.30/-. Medium BOPs were firm, however the BOPFs declined.

Nuwara Eliya Teas

BOPs gained substantially, the BOPFs were irregularly lower.

Uva Teas

BOPs were dearer, the BOPFs were firm to irregularly lower at times by Rs.50/- to Rs.100/-. Udupussellawa BOPs were dearer by Rs.50/- to Rs.100/-, however the BOPFs declined by Rs.50/- to Rs.80/- following quality.

CTC Teas

Low Grown BP1s declined by Rs.100/- to Rs.150/-, the High and Medium sorts too were lower. Low Grown PF1s gained by Rs.100/- to Rs.200/- as the sale progressed, however the High and Medium sorts were easier by Rs.50/- to Rs.60/-.

QUOTATIONS

	BOP – RS.	BOPF – RS.
Good Westerns	1400 – 1600	1200 – 1400
Average Westerns	1100 – 1380	1060- 1180
Plainer Westerns	850 – 1080	790 – 1040
Western Mediums	810 – 2050	760 – 940
Uva Teas	640 – 1380	800 – 1020
Nuwara Eliya Teas	1060 – 2000	750 – 1000
Uda Pussellawa Teas	700 – 1320	670 – 900
CTC (BP1 and PF1)	530 – 820	690 – 2000





MARKET DESCRIPTION

Low Grown

Select best wiry OP1s were firm on last, best types declined by Rs.50/- to Rs.100/-, secondaries maintained firm levels. Better twisted OPs were mainly firm, secondaries too met with fair demand. Select best OPAs declined marginally, best and below best types along with the clean secondaries were mostly firm. Better twisted BOP1s met with fair demand, bolder types were irregular. Select best Pekoes along with the bolder types were fully firm on last levels. Pekoe1s were firm to dearer by Rs.30/- to Rs.50/- and more at times.

Select best BOPs were firm, best and below best types were dearer by Rs.20/- to Rs.30/-, secondary types were irregularly lower by Rs.10/- to Rs.20/-. BOP.SP.s and BOPF.SP.s met with improved demand. BOPFs followed a similar trend. Select best and best FBOPF1s were dearer by Rs.20/- to Rs.30/-, below best types met with reasonable demand, secondaries were lower to last. Well-made FBOPs in the select best category were dearer by Rs.20/- to Rs.30/-, best types were firm, others were lower to last by Rs.20/- to Rs.30/-. FBOPF varieties met with good demand. All Premium Flowery teas met with good demand.

Off Grades

Select best and best FGS1s were firm, below best and plainer types showed an irregular demand. Select best BMs were firm, best types showed an irregular demand, below best and plainer types were dearer by Rs.30/- to Rs.40/-. All BPs were firm. Select best BOP1As were irregular, others declined by Rs.30/- to Rs.50/-.

Dust

Select best and best Dust1s were lower by Rs.10/- to Rs.15/-, below best types sold at firm levels, poorer sorts sold at last levels. High and Medium CTCs eased Rs.20/- to Rs.30/-. Low Grown CTCs appreciated by Rs.15/- to Rs.20/-. Low Grown Dust/ Dust1s sold at last levels.



QUOTATIONS

	Select Best	Best	Below Best	Others
LIQUORING				
DUST-1	900.00 - 1420.00	800.00 - 890.00	750.00 - 790.00	650.00 - 740.00
OFF GRADES				
FGS1	960.00 - 1120.00	870.00 - 950.00	750.00 - 860.00	450.00 - 740.00
FGS	900.00 - 1000.00	800.00 - 890.00	700.00 - 790.00	420.00 - 690.00
LOW GROWNS				
FBOPF / FFSP / FFEXSP	3500.00 - 7950.00	2500.00 - 3400.00	1700.00 - 2400.00	1000.00 - 1600.00
BOP	1700.00 - 2300.00	1300.00 - 1600.00	1100.00 - 1250.00	850.00 - 1050.00
BOPSP	1700.00 - 2150.00	1300.00 - 1600.00	1100.00 - 1250.00	850.00 - 1050.00
BOPF	1600.00 - 2050.00	1200.00 - 1500.00	900.00 - 1100.00	700.00 - 820.00
FBOPF1	1900.00 - 2950.00	1400.00 - 1800.00	1100.00 - 1350.00	800.00 - 1050.00
FBOP	2100.00 - 3350.00	1600.00 - 1900.00	1300.00 - 1500.00	900.00 - 1200.00
BOP1	3600.00 - 4400.00	2800.00 - 3300.00	2250.00 - 2600.00	1200.00 - 1700.00
OP1	3500.00 - 4400.00	2300.00 - 3050.00	2000.00 - 2250.00	650.00 - 850.00
OP	2100.00 - 2350.00	1600.00 - 1900.00	1450.00 - 1550.00	650.00 - 850.00
OPA	1600.00 - 2400.00	1200.00 - 1500.00	850.00 - 1150.00	600.00 - 700.00
PEKOE	1300.00 - 2350.00	1050.00 - 1250.00	850.00 - 1000.00	600.00 - 750.00
PEKOE1	1850.00 - 2450.00	1300.00 - 1600.00	900.00 - 1200.00	600.00 - 800.00
DUST / DUST1	900.00 - 1150.00	700.00 - 890.00	600.00 - 680.00	500.00 - 590.00



- **Top Prices**
- **Colombo Auction Averages**
- **All Brokers Private Sale Figures**



TOP PRICES (SALE NO. 21 – 31ST MAY / 01ST JUNE 2022)



WESTERN HIGH			
BOP		Torrington	1650.00
BOPSP		Queensberry	1650.00
BOPF/BOPFSP		Great Western	1460.00
FBOP/FBOP1	*	Inverness	2300.00
FBOPF/FBOPF1		Inverness	1950.00
		Weddemulla	1950.00
		Bogahawatte	1950.00
BOP1	*	Venture	2300.00
OP/OPA	*	Venture	1800.00
OP1	*	Venture	2150.00
PEKOE/PEKOE1	*	Inverness	1700.00
		Bogahawatte	1700.00

UVA HIGH			
BOP		Glenanore	1750.00
BOPSP	+	Ranaya	1850.00
BOPF/BOPFSP	*	Uva Highlands	1800.00
FBOP/FBOP1	*	Glenanore	2050.00
FBOPF/FBOPF1		Glenanore	1950.00
BOP1		Glenanore	2300.00
OP/OPA		Glenanore	1850.00
OP1	*	Glenanore	2200.00
PEKOE/PEKOE1		Gonamotawa	1750.00

NUWARA ELIYA			
BOP		Mahagastotte	2000.00
BOPF/BOPFSP	*	Lover Leap	1000.00
FBOP/FBOP1	*	Lovers Leap	2250.00
OP/OPA		Kenmare	1060.00
PEKOE/PEKOE1	+	Mahagastotte	2600.00

WESTERN MEDIUM			
BOP	++	Windsorforest	2050.00
	++	Dartry Valley	2050.00
BOPSP	++	Craighead	2050.00
BOPF/BOPFSP		Dartry Valley	1550.00
FBOP/FBOP1		Harangalla	2550.00
FBOPF/FBOPF1		Harangalla	2250.00
BOP1		Craighead	2800.00
		Orange Field	2800.00
OP/OPA		Peniland	1800.00
		Dehiwatte Super	1800.00
		Doombagastalawa	1800.00
OP1		Craighead	2400.00
PEKOE/PEKOE1		Craighead	2000.00

UVA MEDIUM			
BOP	*	Demodera 'S'	2000.00
BOPSP		Glen Alpin	1800.00
BOPF/BOPFSP		Dickwella	1950.00
FBOP/FBOP1		Dickwella	2200.00
FBOPF/FBOPF1	*+	Demodera 'S'	2500.00
BOP1		Demodera 'S'	2450.00
OP/OPA	*+	Telbedde	1950.00
OP1	*	Glen Alpin	2200.00
PEKOE/PEKOE1	*	Halpewatte Uva	1900.00

CTC LOW			
PF1		Kalubowitiyana CTC	2000.00
		Suduwelipothahena CTC	2000.00
BP1	*	Ceciliyan CTC	830.00
BPS		-	-
OF	*	Peakwatte CTC	740.00

UDA PUSSELLAWA			
BOP		Kirklees	1320.00
BOPSP		Delmar	1360.00
BOPF/BOPFSP	*	Mooloya	900.00
		Kirklees	900.00
FBOP/FBOP1		Alma	1900.00
FBOPF/FBOPF1		Alma	1750.00
BOP1		Delmar	1850.00
OP/OPA		Alma	1750.00
OP1		Alma	1900.00
PEKOE/PEKOE1		Alma	1750.00

CTC HIGH			
PF1	**	Dunsinane CTC	960.00
BP1		Mount Uva CTC	600.00
BPS		Mount Vernon CTC	680.00
OF		-	-

CTC MEDIUM			
PF1		New Peacock CTC	940.00
BP1	*	Delta CTC	790.00
BPS	*	Donside CTC	790.00
OF		-	-



TOP PRICES (SALE NO. 21 – 31ST MAY / 01ST JUNE 2022)



LOW			
BOP	*	Ceciliyan	2300.00
	*	Lumbini	2250.00
	*	Ceciliyan	2250.00
BOPSP		Kelani	2150.00
	*	Cee Tee Hills	2100.00
BOPF		Brombil	2050.00
		Hidellana	2050.00
		Sithaka	2050.00
BOPFSP		Stream Line	2250.00
FBOP		Sithaka	3350.00
FBOP1		Sithaka	3350.00
FBOPF		Nil Kandura	3400.00
FBOPF1		New Vithanakande	2950.00
BOP1	+	Sithaka	4400.00
OP1	++	Pothotuwa	4400.00
OP		Balagala	2350.00
OPA		A C U Super	2400.00
		Yalta	2400.00
PEKOE		Lumbini	2350.00
		Nilwala	2350.00
PEKOE1		Hidellana	2450.00

PREMIUM			
FBOPFSP	+	Alhewana Super	7600.00
FBOPFEXSP		Yalta	7650.00
FBOPFEXSP1	+	Wathurawila	7950.00

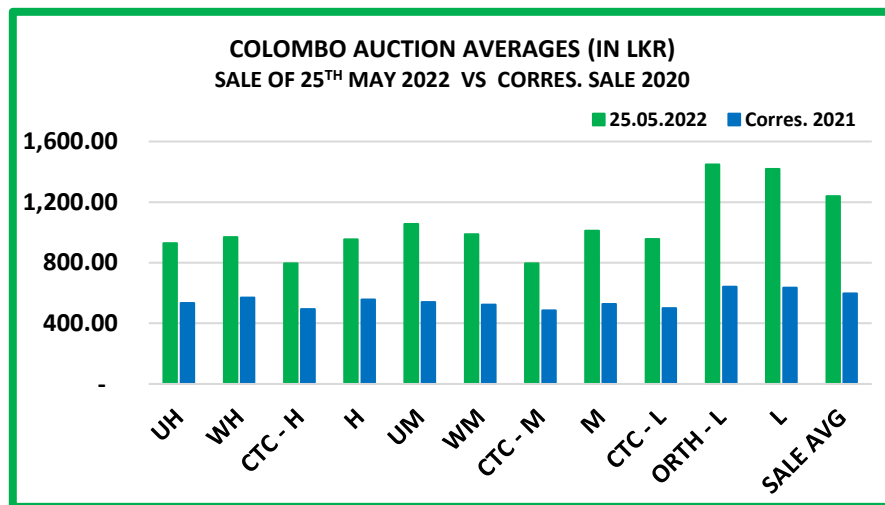
DUST			
DUST1		Mattakelle	1420.00
P.DUST	+	Ceciliyan CTC	1750.00

OFF GRADES			
FNGS/FNGS1		Somerset	1120.00
PFNGS	*+	Hingalgoda CTC	1400.00
BM		Gunawardena	1380.00
BP		Dartry	1600.00
BOP1A		Wathurawila	1400.00

**** MORE THAN ONE TOP PRICE OBTAINED**
*** TEAS SOLD BY JOHN KEELLS PLC**
+ ALL TIME RECORD PRICE
++ ALL TIME RECORD PRICE EQUALED

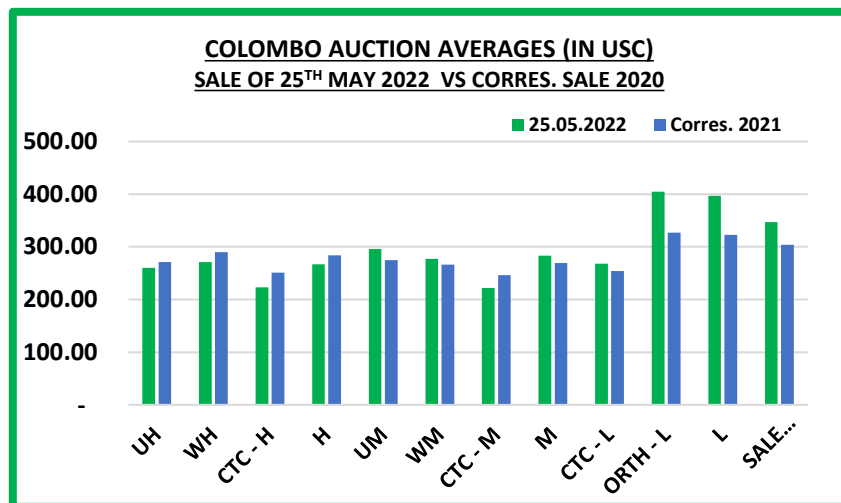


COLOMBO AUCTION AVERAGES



	Sale of 19/05/2022In LKR	Sale of 25/05/2022 In LKR	Corres. 2021 In LKR
Uva High Grown	1018.50	929.22	533.36
Western High Grown	1050.85	968.83	570.98
CTC High Grown	904.10	795.73	494.74
Summary of High Grown	1039.58	955.08	558.37
Uva Medium Grown	1171.83	1056.68	540.34
Western Medium Grown	1040.75	988.58	522.98
CTC Medium Grown	817.80	795.25	484.88
Summary of Medium Grown	1079.58	1010.38	528.58
CTC Low Grown	1040.49	957.43	499.28
Orthodox Low Grown	1537.65	1448.24	642.49
Summary of Low Grown	1507.94	1419.56	635.19
TOTAL SALE AVERAGE	1328.34	1239.79	598.05

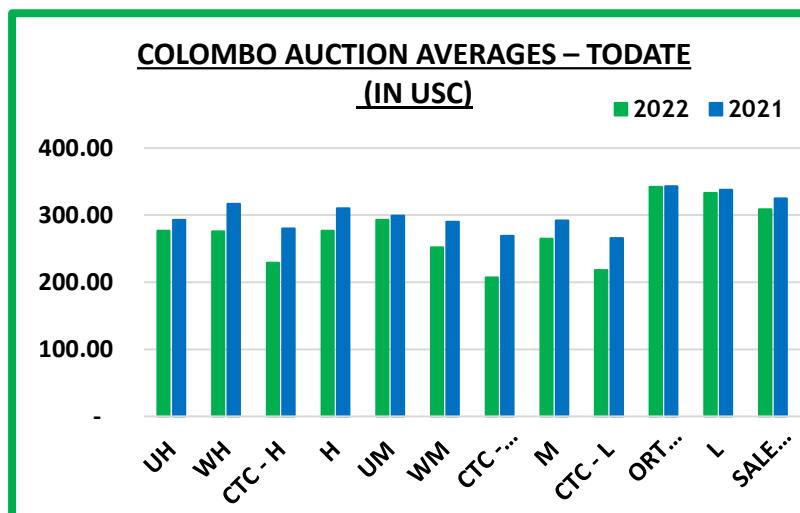
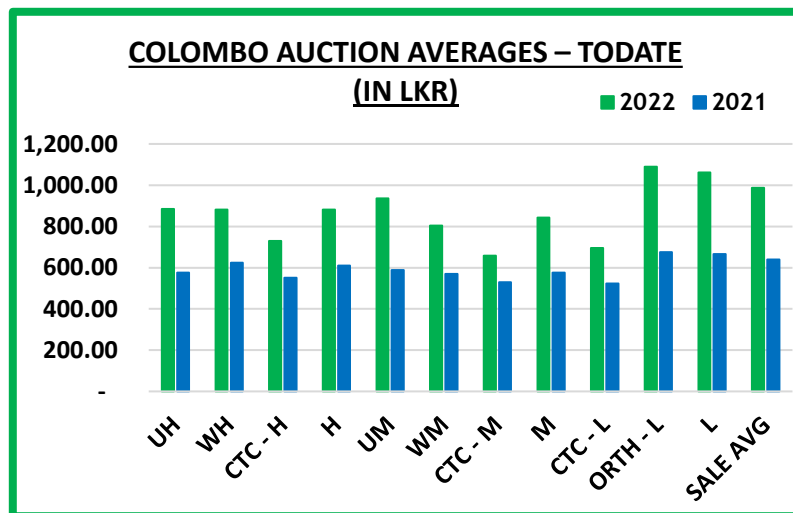
COLOMBO AUCTION AVERAGES



	Sale of 19/05/2022 In USC	Sale of 25/05/2022 In USC	Corres. 2021 In USC
Uva High Grown	285	260	271
Western High Grown	294	271	290
CTC High Grown	253	223	251
Summary of High Grown	291	267	284
Uva Medium Grown	328	296	275
Western Medium Grown	291	277	266
CTC Medium Grown	229	222	246
Summary of Medium Grown	302	283	269
CTC Low Grown	291	268	254
Orthodox Low Grown	430	405	327
Summary of Low Grown	422	397	323
TOTAL SALE AVERAGE	371	347	304



COLOMBO AUCTION AVERAGES



January to Date (Sale No.20)	2022 LKR	2021 LKR	2022 USC	2021 USC
Uva High Grown	884.38	575.75	277	293
Western High Grown	881.17	623.34	276	317
CTC High Grown	730.12	551.30	229	280
Summary of High Grown	882.15	610.13	277	310
Uva Medium Grown	935.57	588.29	293	299
Western Medium Grown	803.34	570.03	252	290
CTC Medium Grown	658.91	529.81	207	269
Summary of Medium Grown	843.48	575.35	265	292
CTC Low Grown	695.60	522.56	218	266
Orthodox Low Grown	1089.91	675.21	342	343
Summary of Low Grown	1061.68	665.67	333	338
TOTAL SALE AVERAGE	986.47	638.98	309	325



COLOMBO AUCTION AVERAGES

FROM 01 ST TO 25 TH MAY 2022	LKR
Uva High Grown	1087.57
Western High Grown	1104.73
Summary of High Grown	1098.64
Uva Medium Grown	1238.16
Western Medium Grown	1085.11
Summary of Medium Grown	1135.53
Summary of Low Grown	1538.92
TOTAL SALE AVERAGE	1365.57



ALL BROKERS PRIVATE SALE FIGURES (FOR THE PERIOD – 23RD TO 28TH MAY 2022)

	WEEKLY	TODATE
High & Medium	22,692.00	908,130.20
Low	2,430.00	127,791.75
Green Tea	27,693.00	624,815.30
Organic Tea	14,882.00	199,120.93
BMF	119,369.00	2,931,135.00
Direct Sales	-	-
Forward Contract	40,000.00	804,880.00





- **Crop and Weather**
- **Crop Figures**
- **Tea News**
- **Notice**
- **Circular**

CROP AND WEATHER - FOR THE PERIOD OF – 23RD TO 29TH MAY 2022



Western

Dull and misty weather with continuous rainfall was reported throughout the week in the Agarapatana, Bogowantalawa, Talawakelle and Dickoya districts.



Nuwara Eliya

Bright weather was recorded at the beginning of the week, whilst heavy evening showers were reported towards the latter half of the week in Nuwara Eliya and Kandapola districts.



Uva

Bright weather conditions were experienced throughout the week in the Badulla, Bandarawela and Haputale districts.



Low Grown

Heavy rainfall was experienced throughout the week in the Rathnapura, Galle and Deniyaya districts.



Crop

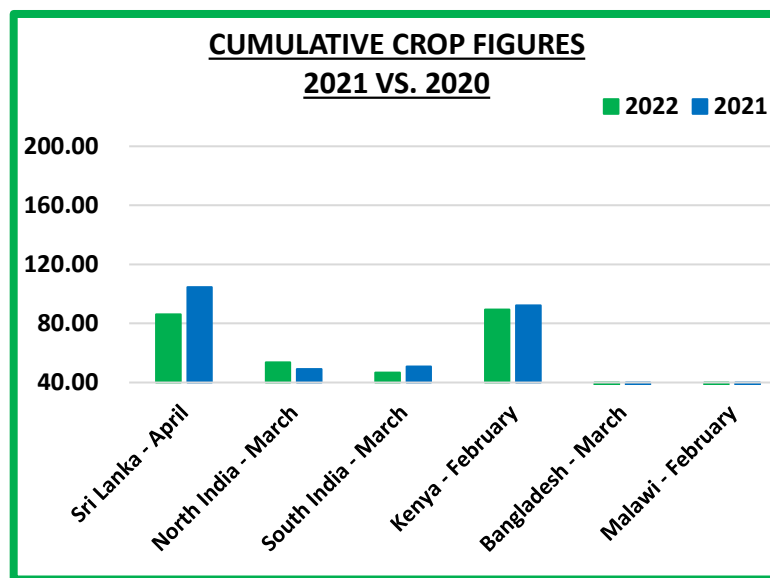
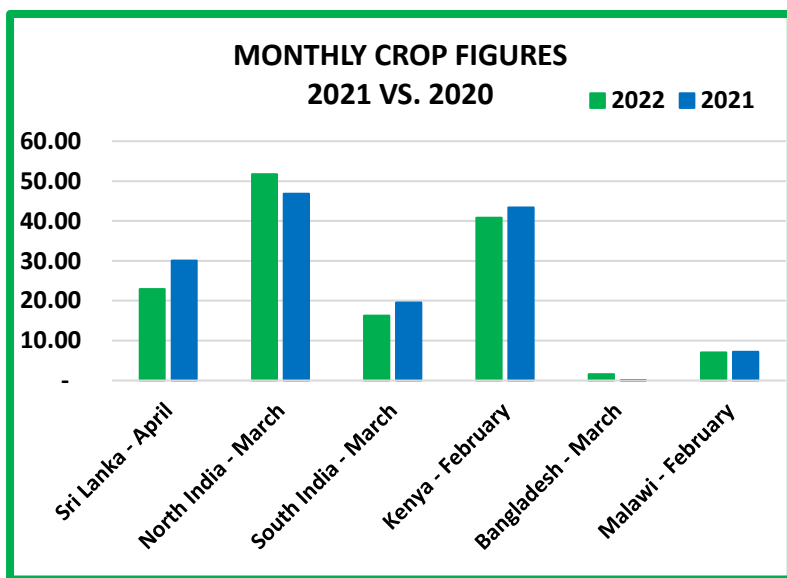
Crop intakes are moderate to low.



CROP FIGURES OF MAJOR PRODUCING & EXPORTING COUNTRIES

Country	Month	2022	2021	Cumulative + Inc. / Dec.	Cumulative	2022	2021	Cumulative + Inc. / Dec.
Sri Lanka	April	22.90	30.03	- 7.13	Upto April	86.23	104.54	- 18.31
North India	March	51.77(E)	46.87	+ 4.90	Upto March	53.58(E)	49.05	4.53
South India	March	16.26(E)	19.58	- 3.32	Upto March	46.71(E)	50.79	- 4.08
Kenya	February	40.82	43.39	- 2.57	Upto February	89.50	92.29	- 2.79
Bangladesh	March	1.59	1.68	- 0.09	Upto March	2.13	1.99	+ 0.14
Malawi	February	7.00	7.20	- 0.20	Upto February	11.80	14.20	- 2.40

(E) - Estimated



TEA NEWS AROUND THE GLOBE

MOMBASA MARKET

SALE NO. 22 – SALE OF 30TH / 31ST MAY 2022

There was improved general demand at irregular levels for the 208,866 packages (13,699,297.00 kilos) on offer with 27.81% remaining unsold.

OFFERINGS

Leaf Grades	-	116,740 packages (7,623,113.00 kilos) – 36.05% unsold.
Dust Grades	-	61,380 packages (4,545,060.00 kilos) – 10.17% unsold.
Secondary Grades	-	30,746 packages (1,531,124.00 kilos) – 31.73% unsold.

MARKETS

Egyptian Packers showed strong activity with more support from **Pakistan Packers**. **Afghanistan** and **Bazaar** lent increased and strong participation with **Yemen**, **other Middle Eastern countries**, **Kazakhstan** and **other CIS states** active. **UK** and **Sudan** showed selective enquiry. **Russia** were quiet with **Iran** subdued. **Local Packers** maintained participation on account of price while **Somalia** were active at the lower end of the market.

LEAF GRADES (M2)

BP1:

Best – Saw increased interest gaining USC10 with selected lines advancing substantially by USC150.

Brighter – Firm to USC6 above previous rates to easier by USC2.

Mediums – KTDA mediums were firm but selected lines gained up to USC11 with plantation mediums USC3 to USC15 above last levels.

Lower Mediums – Strong but irregular interest ranging between firm to USC11 dearer to easier by USC2.

Plainer – Steady to USC12 dearer but a few lines lost up to USC5.

PF1:

Best – Met strong support gaining up to USC13.

Brighter – Saw increased enquiry advancing by USC10 to USC14.

Mediums – KTDA mediums were steady with more but irregular absorption for the plantation mediums at firm to USC13 dearer to easier by up to USC10.

Lower Mediums – Well competed for at firm to USC10 dearer with some lines gaining up to USC23.

Plainer – Irregular interest ranging between steady to USC10 dearer to easier by USC6.

DUST GRADES (M1)

PDUST:

Best – Irregular interest and ranged between firm to USC3 dearer to easier by USC8.

Brighter – Steady to USC8 above previous rates.

Mediums – KTDA mediums met irregular enquiry and ranged between firm to USC4 dearer but some lines shed up to USC22; plantation mediums were steady with some lines advancing by USC5 while others eased by a similar margin.

Lower Medium – Saw steady but irregular support varying between firm to USC6 dearer to easier by USC4.

Plainer – Strong enquiry at steady rates with selected better liquoring categories USC3 to USC10 dearer but a few Invoices lost up to USC4.



TEA NEWS AROUND THE GLOBE



MOMBASA MARKET – Continued ;

DUST1:

Best – Generally held value with a few lines USC10 dearer.

Brighter – Met strong interest at steady levels with a few invoices appreciating by up to USC6.

Mediums – KTDA mediums were irregular ranging between firm to USC4 dearer to easier by a similar margin with some lines discounted by up to USC22; plantation mediums saw strong absorption gaining USC15 to easier by up to USC8.

Lower Medium – Saw irregular enquiry ranging between firm to USC11 dearer to easier by up to USC7.

Plainer – Strong support at steady to USC8 dearer to easier by a similar margin.

SECONDARY GRADES (S1)

In the Secondary Catalogues, **BPs** were firm while best gained with **PFs** dearer. Clean well sorted coloury **Fannings** tended easier while best were steady with **similar DUSTs** appreciating. **Other Fannings** shed value with **DUSTs** firm. **BMFs** were readily absorbed.

QUOTATIONS	BROKENS	FANNINGS
Best	260 – 522	268 – 318
Good	253 – 286	263 – 286
Good Medium	246 – 278	260 – 276
Medium (KTDA)	260 – 266	250 – 270
Medium (Plantations)	204 – 242	215 – 263
Lower Medium	125 – 222	160 – 245
Plainer	081 – 180	094 – 196

AUCTION	KENYA 2021 \$	KENYA 2022 \$	TOTAL 2021 \$	TOTAL 2022 \$
19	1.88	2.40	1.81	2.24
20	1.91	2.36	1.83	2.25
21	1.95	2.38	1.89	2.23

SOURCE : AFRICA TEA BROKERS LTD.



TEA NEWS AROUND THE GLOBE



CHITTAGONG MARKET

SALE NO.05 – 30TH MAY 2022

CTC LEAF: 34,588 packages of Current Season teas on offer met with a fair demand.

BROKENs: Good liquoring Brokenes were well competed for and were mostly firm with a few lots advancing on competition. Other Brokenes met with only a fair demand and mostly declined by Tk.5/- to Tk.8/- with fair withdrawals. Plain types declined further following less enquiry and there were heavy withdrawals in this section. BLF teas witnessed only a limited demand and were sold again recorded a drop in price. There were several withdrawals.

FANNINGS: Only a handful of good liquoring Fannings were well sought after, and these were mostly about steady to easier. However, other varieties witnessed much less interest and prices eased by up to Tk.10/-. There were more withdrawals in this category. Plain types particularly suffered a decline in price with a lot of withdrawals. BLF teas witnessed some demand but again prices declined with heavy withdrawals.

CTC DUST: 10,277 packages of Current Season teas on offer met with good demand. A few well-made good liquoring Dusts were firm to slightly dearer with competition. Medium Dusts sold well at a drop of Tk.8/- to Tk.10/- following quality. Plain and BLF Dusts met with a little demand and prices were lower. There were fair withdrawals in this category. Blenders lent good support with fair interest from the Loose tea buyers.

COMMENTS: The market trend was similar to last week whereby a handful of brighter teas were well sought after whilst all others met with much less enquiry and prices declined further for these varieties. Blenders were fairly active along with a little more interest from the Internal buyers. Dusts sold well.

Our catalogue (Sale 05): Avg: Tk 212.80, Sold 72.6% & (Sale 04) Avg: Tk 213.59, sold 73.9%.

Quotations – This Week – (In Taka)

Brokenes	This Week	Last Week	Fannings	This week	Last Week
Large	183-190 nom	188-193 nom	Best	200-207	202-210
Medium	183-191	188-196	Good	192-197	195-199
Small	190-199	196-204	Medium	188-192	190-197
Plain	175-185	175-185	Plain	175-185	175-185
BLF	125-140	125-140	BLF	125-140	125-140

Exchange Rates 30th May 2022 Sterling Pound: Tk. 109.8439, dollar: Tk. 87.8562

SOURCE : NATIONAL BROKERS LTD



TEA NEWS AROUND THE GLOBE



SILIGURI MARKET

SALE NO.21 – SALE OF 27TH MAY 2022

1. Market Description :

- Improved / second flush varieties were well competed for at dearer rates. Remainder were irregular around last.
- Common / plainer sorts continue to see noticeable withdrawals.
- The dust segment witnessed improved enquiry.

2. TOTAL AUCTION WEIGHTED AVERAGE (₹)

	2022-23			2021-22			UPTO SALE - 21		
	SALE - 21	SALE - 20	+/-	SALE - 21	SALE - 20	+/-	2022-23	2021-22	2020-21
CTC	181.92	174.67	7.25	213.22	209.79	3.43	199.00	209.15	196.19
DUST	177.16	170.21	6.94	196.93	193.47	3.46	188.32	193.00	186.92
TOTAL	181.34	174.14	7.20	211.27	207.44	3.83	197.82	207.34	195.04

SOURCE: PARCON INDIA PVT LTD

GUWAHATI MARKET

SALE NO.21 – SALE OF 27TH MAY 2022

1. Market Description :

- Fair for liquoring teas & less for remainder.
- Select good/best sorts were firm to occasionally dearer with quality, remainder were irregularly easier and faced some withdrawals, particularly browner teas.
- HUL operated on cleaner blacker liquoring teas. Liquoring Bop and Bopsm saw competition from an exporter.
- Western Indian buyers operated with fair support from other internal buyers & exporters.
- TCPL was selective on medium/ plainer category.

2. TOTAL AUCTION WEIGHTED AVERAGE (₹)

	2022-23			2021-22			UPTO SALE - 21		
	SALE - 21	SALE - 20	+/-	SALE - 21	SALE - 20	+/-	2022-23	2021-22	2020-21
CTC	180.24	179.87	0.37	228.32	222.06	6.25	199.22	211.47	218.80
DUST	166.20	176.40	-10.20	211.06	209.10	1.96	196.15	202.10	210.34
TOTAL	176.20	178.92	-2.72	223.07	217.89	5.18	198.48	208.94	216.51

SOURCE: PARCON INDIA PVT LTD





TEA NEWS AROUND THE GLOBE

KOLKATA ORTHODOX / CTC MARKET

SALE NO.21 – SALE OF 26TH / 27TH MAY 2022

1. Market Description :

- Strong demand.
- Clean well made whole leaf and broken fully firm to at times dearer with competition.
- Remainder around last.

	WHOLE LEAF		BROKEN		FANNINGS
	1ST LINE	2ND LINE	LARGER	SMALLER	LEAFY
BEST	400-500+	350-400+(N)	300-330+	290-295+	245-260+
GOOD	340-360	325-335	275-290	275-285	220-240
MEDIUM	310-325	300-315	260-270	260-270	175-200

- Demand- fair for quality & less for remainder.
- Whilst the good/best Assams sold at steady rates, remainder were irregular & lower with some withdrawals.
- Dooars followed a similar trend.
- Hul & Wi were active with support from exporters & other internal traders. TCPL operated, more so on the common/plainer sorts.
- Percentage of teas selling below Rs. 120 increased to 10% compared to 6% last week.

2. TOTAL AUCTION WEIGHTED AVERAGE (₹)

	2022-23			2021-22			UPTO SALE - 21		
	SALE - 21	SALE - 20	+/-	SALE - 21	SALE - 20	+/-	2022-23	2021-22	2020-21
CTC	186.15	196.89	-10.74	234.27	229.41	4.86	209.26	219.34	183.50
DUST	192.74	207.95	-15.20	210.07	205.51	4.56	222.22	214.10	185.83
TOTAL	188.00	199.67	-11.67	226.43	221.95	4.49	212.40	218.02	183.63

SOURCE: PARCON INDIA PVT LTD



UPCOMING AUCTION DETAILS

Auction No.	23		22	
Dates	13 th / 15 th June 2022		07 th / 08 th June 2022	
	No. of Lots	Qty – kg	No. of Lots	Qty – kg
Ex-Estate	751	873,886	754	877,992
Main Sale Total	10,304	5,240,582	9,354	4,814,889
High & Medium	1,674	880,973	1,692	878,280
Low Grown – Leafy	2,063	903,584	1,799	761,960
Low Grown – Semi Leafy	1,488	659,148	1,122	479,420
Low Grown Tippy	1,847	946,055	1,534	773,208
Premium / Flowery	360	62,713	269	46,193
Off Grades	2,430	1,339,293	2,427	1,353,533
Dust	442	448,816	511	522,295
Grand Total	11,055	6,114,468	10,108	5,692,881
Reprints	1,163	630,172	1,164	661,410
Total No. of Lots on Offer	11,055		10,108	
Total Quantity on Offer (kg)	6,114,468		5,692,881	



SCHEDULED CLOSING DATES

Auction No.	Date of Sale	Ex-Estate	Main Sale
23	13 th / 15 th June 2022	26/05/2022	26/05/2022
24	21 st / 22 nd June 2022	02/06/2022	02/06/2022
25	28 th / 29 th June 2022	09/06/2022	09/06/2022

PROMPT DATES

Auction No.	Buyers	Sellers
22	15/06/2022	16/06/2022
23	21/06/2022	22/06/2022
24	28/06/2022	29/06/2022



ORDER OF SALE (SALE NO. 22 – 07TH / 08TH JUNE 2022)

Main Sale Order – 1 (Leafy / Semi Leafy / Tippy / Premium / 1A)

Forbes & Walker Tea Brokers (Pvt) Ltd

JOHN KEELLS PLC

Eastern Brokers. Ltd.

Lanka Commodity Brokers Ltd

Ceylon Tea Brokers PLC

Asia Siyaka Commodities PLC.

Bartleet Produce Marketing (Pvt) Ltd

Mercantile Produce Brokers (Pvt) Ltd

Main Sale Order – 2 (H & M / Off Grade / Dust)

Eastern Brokers. Ltd.

JOHN KEELLS PLC

Ceylon Tea Brokers PLC

Bartleet Produce Marketing (Pvt) Ltd

Asia Siyaka Commodities PLC.

Lanka Commodity Brokers Ltd

Mercantile Produce Brokers (Pvt) Ltd

Forbes & Walker Tea Brokers (Pvt) Ltd

Ex-Estate

Mercantile Produce Brokers (Pvt) Ltd

Bartleet Produce Marketing (Pvt) Ltd

Lanka Commodity Brokers Ltd

JOHN KEELLS PLC

Ceylon Tea Brokers PLC

Eastern Brokers. Ltd.

Forbes & Walker Tea Brokers (Pvt) Ltd

Asia Siyaka Commodities PLC.

[DB : HR / SG]



NOTICE



**We congratulate Donside Tea Factory
for obtaining
ISO 22000:2018 Standards Certification.**



COLOMBO TEA TRADERS' ASSOCIATION

C/o. THE CEYLON CHAMBER OF COMMERCE, P.O.Box 274, No. 50, NAVAM MAWATHA, COLOMBO 02.

Telephone: 5588849; Facsimile: 2449352; E-Mail ; hemaratne@chamber.lk

CIRCULAR NO.22 OF 2022

MAY 29, 2022

E-PLATFORM LEVY

With further reference to Circular number 08 of 2022 dated 04th March 2022, the CTTA Committee has decided on the following;

1. The current levy of 0.20 cents per Kg each is payable by Sellers and Buyers on the Quantity Sold / Purchased shall be revised to 0.30 cents per Kg each with effect from Sale Number 21 of 31st May /01st June 2022.
2. As before, the CTTA shall review the requirement of funds periodically, and will revert to the trade, as and when necessary.

THE SECRETARIAT
COLOMBO TEA TRADERS' ASSOCIATION





“

I like the night. Without the dark, we'd never
see the stars.

— *Stephenie Meyer*

”

