



TEA MARKET REPORT

JOHN KEELLS PLC

SALE NO.21 – 01ST / 02ND JUNE 2021

ORDER OF SALE (SALE NO. 21 – 01ST / 02ND JUNE 2021)

Main Sale Order – 1 (Leafy / Semi Leafy / Tippy / Premium / 1A)	Main Sale Order – 2 (H & M / Off Grade / Dust)	Ex-Estate
Mercantile Produce Brokers (Pvt) Ltd	F & W Tea Brokers (Pvt) Ltd	Eastern Brokers. Ltd
Bartleet Produce Marketing (Pvt) Ltd	Eastern Brokers. Ltd	JOHN KEELLS PLC
Lanka Commodity Brokers Ltd	JOHN KEELLS PLC	Bartleet Produce Marketing (Pvt) Ltd
JOHN KEELLS PLC	Ceylon Tea Brokers PLC	Ceylon Tea Brokers PLC
Ceylon Tea Brokers PLC	Bartleet Produce Marketing (Pvt) Ltd	Lanka Commodity Brokers Ltd
Eastern Brokers. Ltd.	Asia Siyaka Commodities PLC	Asia Siyaka Commodities PLC
Asia Siyaka Commodities PLC	Lanka Commodity Brokers Ltd	F & W Tea Brokers (Pvt) Ltd
F & W Tea Brokers (Pvt) Ltd	Mercantile Produce Brokers (Pvt) Ltd	Mercantile Produce Brokers (Pvt) Ltd



AUCTION DETAILS

Auction No.	21	
Dates	01 st / 02 nd June 2021	
	No. of Lots	Qty – kg
Ex Estate	784	900,725
Main Sale Total	9,620	5,140,124
High & Medium	1,626	847,249
Low Grown - Leafy	1,991	914,161
Low Grown - Semi Leafy	1,615	825,404
Low Grown Tippy	1,642	882,220
Premium / Flowery	235	43,227
Off Grades	2,087	1,177,361
Dust	424	450,502
Grand Total	10,404	6,040,849
Reprints	723	379,071
Total No. of Lots Offered	10,404	
Total Quantity Offered (kg)	6,040,849	

PROMPT DATES

Auction No.	Buyers	Sellers
21	08/06/2021	09/06/2021



COMMENTS

The National Auction average for the month of May recorded at Rs.609.52 shows a decline of Rs.88.05 in comparison to the 2020 May figure of Rs.697.57. When analyzing the respective elevation averages for the month of May 2021, the High Grown recorded an average of Rs.579.75 which is a negative variance of Rs.65.66 in comparison to Rs.645.41 in May 2020. Medium Grown recorded a negative variance of Rs.49.42 with an average of Rs.550.18 when compared to Rs.599.60 in May 2020. Meanwhile Low Grown too recorded an average of Rs.640.34 which is a negative variance of Rs.104.18 in comparison to Rs.744.52 in May 2020.

The 0.9 Mkg of Ex Estate teas on offer met with lower demand. Select best Western High Grown BOPs were selectively dearer, whilst the Below best and plainer sorts were tending easier with some invoices remaining unsold. Select best BOPFs were barely steady with some invoices gaining selectively on special inquiry, below best and plainer varieties however declined Rs.10/- to Rs.20/- at the commencement of the sale and dropped further as the sale progressed. A large volume remained unsold due to a lack of suitable bids. Nuwara Eliya BOPs were substantially dearer, however the BOPFs declined. Udapussellawa BOPs were easier, the BOPFs too declined Rs.10/- to Rs.20/- on average. Uva BOPs declined, whilst the BOPFs too were irregularly lower. Uva BOPs declined, the BOPFs too were Rs.20/- to Rs.30/- lower. Low Grown CTC BP1s were irregularly easier, the High and Medium sorts were irregularly dearer. Low Grown PF1s were firm on last levels. The High and Medium sorts were irregular following quality.

The 2.6Mkg of Low Grown teas which were on offer met with fair demand. Select best and best OP1s were firm. Well-made BOP1s were firm, others met with good demand. Select best OPAs were firm, others were lower. OPs declined following quality. Well-made Bold Pekoes were dearer following quality. Well-made Pekoe1s were firm, others appreciated a few rupees. In the Small Leaf segment, select best BOP.SP / BOPF.SP and BOPFs met with fair demand. Select best and best BOPs were firm, others were lower. FBOPs followed a similar trend. Select best FBOPF1s were firm, others were lower. FBOPFs attracted reasonable interest. All Premium Flowery teas met with fair demand.

Iran, Russia and the C.I.S. countries lent fair support, whilst Turkey was selective. Libya and Iraq lent fair support.





MARKET DESCRIPTION

Western Teas

A few better BOPs appreciated Rs.30/- to Rs.40/- and at times more on account of special inquiry, the balance declined Rs.20/- to Rs.30/-, below best types shed Rs.20/- to Rs.30/-, whilst the poorer types eased Rs.10/- to Rs.20/-. A select few better BOPFs advanced Rs.30/- to Rs.40/-, however the balance met with irregular demand following quality, below best types were irregularly lower to last, whilst the plainer types declined Rs.10/- to Rs.20/- and more at times. Mediums BOPs appreciated Rs.20/- to Rs.30/-, the poorer types met with irregular demand and were lower to last. BOPFs shed Rs.20/- to Rs.30/-.

Nuwara Eliya Teas

A few BOPs advanced sharply, the balance appreciated to a lesser extent. Better BOPFs declined Rs.30/- to Rs.40/-, the balance was firm.

Uva Teas

BOPs shed Rs.10/- to Rs.20/-. BOPFs shed Rs.20/- to Rs.30/-. Uda Pussellawa BOPs were lower by Rs.20/- to Rs.30/-. BOPFs declined by a similar margin.

CTC Teas

Low Grown BP1s met with irregular and less demand. PF1s were firm and at times appreciated by Rs.10/-. Medium Grown BP1s gained Rs.20/- to Rs.30/-. Better PF1s appreciated Rs.20/- to Rs.30/-, the balance was firm. High Grown BP1s met with irregular demand. A few better PF1s gained Rs.20/- to Rs.30/-, the balance met with irregular demand.

QUOTATIONS

	BOP – RS.	BOPF – RS.
Good Westerns	620 – 760	620 – 710
Average Westerns	540 – 600	570 – 610
Plainer Westerns	470 – 520	520 – 560
Western Mediums	490 – 750	490 – 530
Uva Teas	500 – 580	480 – 570
Nuwara Eliya Teas	590 – 980	600 – 620
Uda Pussellawa Teas	470 – 560	480 – 570
CTC (BP1 and PF1)	370 - 600	390 - 710





MARKET DESCRIPTION

Low Grown

Wiry OP1s with the exception of few invoices in the select best category were firm on last week's closing levels, bolder types too were firm on last. All BOP1s were firm. Well-made OPs were firm to easier by Rs.10/- to Rs.20/-, below best sorts too were irregularly lower. Well-made OPAs were firm to dearer, secondary invoices were irregularly lower. Shotty Pekoes along with the heavy bolder invoices were firm on last, reducers were irregularly lower by Rs.20/-. Well-made Pekoe1s were firm to dearer by Rs.10/-, below best sorts were lower by Rs.10/- to Rs.20/-.

Select best and best BOPs were firm, below best types were lower by Rs.5/- to Rs.10/-, secondary types were lower by Rs.5/- to Rs.10/- and more at times. Select best and best BOP.SP.s and BOPF.SP.s were firm to dearer by a few rupees, others were firm. BOPFs followed a similar trend. Select best FBOPF1s were firm, best and below best types were lower by Rs.5/- to Rs.10/-, poor secondaries met with lower demand. Well-made FBOPs in the select best category met with good demand, best and below best types were lower by Rs.10/- Rs.20/- with lower demand, bold FBOP varieties were lower to last by Rs.5/- to Rs.10/-, secondary types too were lower to last. FBOPF varieties met with fair demand. All Premium Flowery teas met with good demand.

Off Grades

Select best and best Fgs1s declined by Rs.10/- to Rs.20/-, below best and poorer sorts declined by Rs.10/- to Rs.20/- and more towards the closer. Select best and best BM.s were firm, below best and poorer sorts were easier by Rs.10/-. All BPs showed an irregular demand. Select best and best BOP1As maintained last week levels, whilst below best BOP1As were dearer by Rs.10/-, poorer sorts declined by Rs.10/- and more towards the closure.

Dust

Select best and best Dust1s were lower by Rs.10/- to Rs.20/-, below best types were firm to easier by Rs.20/- to Rs.30/-, clean secondaries were lower by Rs.10/- to Rs.20/-, others were irregular. Best High & Medium CTCs were irregular, others were firm to easier by Rs.10/-. Best Low Grown CTCs were lower by Rs.40/- to Rs. 50/-, others followed a similar trend. Best Low Grown Dust / Dust1s were lower by Rs.10/- to Rs.20/-, others were irregular.



QUOTATIONS

	Select Best	Best	Below Best	Others
LIQUORING				
DUST-1	740.00 - 860.00	570.00 - 620.00	510.00 - 560.00	430.00 - 500.00
OFF GRADES				
FGS1	530.00 - 560.00	490.00 - 520.00	440.00 - 480.00	350.00 - 430.00
FGS	500.00 - 530.00	440.00 - 490.00	380.00 - 430.00	320.00 - 370.00
LOW GROWNS				
FBOPF / FFSP / FFEXSP	2100.00 - 3050.00	1250.00 - 1800.00	800.00 - 1000.00	600.00 - 740.00
BOP	880.00 - 1200.00	710.00 - 870.00	600.00 - 700.00	480.00 - 580.00
BOPSP	750.00 - 1060.00	630.00 - 730.00	550.00 - 590.00	420.00 - 510.00
BOPF	620.00 - 670.00	530.00 - 600.00	420.00 - 500.00	320.00 - 380.00
FBOPF1	760.00 - 1250.00	670.00 - 750.00	610.00 - 650.00	470.00 - 580.00
FBOP	820.00 - 1200.00	700.00 - 770.00	600.00 - 680.00	480.00 - 580.00
BOP1	900.00 - 1400.00	880.00 - 900.00	750.00 - 880.00	600.00 - 640.00
OP1	1400.00 - 1450.00	1350.00 - 1400.00	1060.00 - 1340.00	500.00 - 650.00
OP	780.00 - 890.00	770.00 - 780.00	650.00 - 770.00	550.00 - 570.00
OPA	700.00 - 1000.00	630.00 - 660.00	550.00 - 600.00	460.00 - 500.00
PEKOE	800.00 - 1550.00	640.00 - 680.00	520.00 - 570.00	470.00 - 500.00
PEKOE1	820.00 - 1250.00	690.00 - 750.00	520.00 - 560.00	430.00 - 480.00
DUST / DUST1	480.00 - 620.00	420.00 - 460.00	380.00 - 410.00	330.00 - 360.00



- **Top Prices**
- **Colombo Auction Averages**
- **National Elevational Averages**
- **All Brokers Private Sale Figures**



TOP PRICES (SALE NO. 21 - 01ST/ 02ND JUNE 2021)



WESTERN HIGH			
BOP		Somerset	760.00
BOPSP		Queensberry	650.00
		Somerset	650.00
BOPF/BOPFSP		Great Western	710.00
		Somerset	710.00
FBOP/FBOP1		Inverness	780.00
FBOPF/FBOPF1		Inverness	870.00
BOP1		Torrington	710.00
OP/OPA		Torrington	580.00
OP1	*	Venture	700.00
PEKOE/PEKOE1		Weddemulla	790.00

UVA HIGH			
BOP	*	Aislaby	750.00
BOPSP		Craig	660.00
BOPF/BOPFSP	*	Spring Valley	670.00
FBOP/FBOP1		Aislaby	830.00
FBOPF/FBOPF1	*	Aislaby	720.00
		Glenanore	720.00
BOP1		Aislaby	840.00
OP/OPA		Glenanore	610.00
OP1	*	Aislaby	850.00
PEKOE/PEKOE1		Mount Uva	850.00

NUWARA ELIYA			
BOP	*	Lovers Leap	980.00
		Mahagastotte	980.00
BOPF/BOPFSP	*	Kenmare	620.00
FBOP/FBOP1		Court Lodge	850.00
OP/OPA		Court Lodge	600.00
PEKOE/PEKOE1		-	

WESTERN MEDIUM			
BOP		Uplands	760.00
BOPSP		Doombagastalawa	750.00
BOPF/BOPFSP		Uplands	570.00
FBOP/FBOP1		Dartry Valley	890.00
FBOPF/FBOPF1		Craighead	890.00
BOP1	*	Nayapane	900.00
OP/OPA		Craighead	650.00
OP1		Dartry Valley	720.00
		Orange Field	720.00
PEKOE/PEKOE1		Uplands	920.00

UVA MEDIUM			
BOP		Maratenne	710.00
BOPSP	*	Halpewatte Uva	700.00
		Sarnia Plaiderie	700.00
		Shawlands	700.00
BOPF/BOPFSP		Dickwella	750.00
FBOP/FBOP1	*	Sarnia Plaiderie	820.00
		Halpewatte Uva	820.00
FBOPF/FBOPF1		Dickwella	750.00
BOP1	*	Halpewatte Uva	850.00
OP/OPA		Dickwella	650.00
OP1		Telbedde	960.00
PEKOE/PEKOE1		Sarnia Plaiderie	850.00

CTC LOW			
PF1	*	Hingalgoda CTC	710.00
BP1	*	Ceciliyan CTC	600.00
BPS	*	Ceciliyan CTC	600.00
OF		Peakwatta CTC	410.00

UDA PUSSELLAWA			
BOP	*	Mooloya	560.00
BOPSP		Luckyland	510.00
BOPF/BOPFSP	*	Mooloya	570.00
FBOP/FBOP1		Gampaha	710.00
FBOPF/FBOPF1		Gordon	690.00
BOP1		-	
OP/OPA		Gampaha	550.00
OP1		Delmar	520.00
PEKOE/PEKOE1		Gampaha	730.00

CTC HIGH			
PF1	*	Dunsinane CTC	630.00
BP1		Mount Uva CTC	400.00
BPS		-	
OF		-	

CTC MEDIUM			
PF1	*	Delta CTC	620.00
BP1	*	New Peacock CTC	520.00
BPS		-	
OF		-	



TOP PRICES (SALE NO. 21 - 01ST / 02ND JUNE 2021)

LOW			
BOP		Golden Garden	1200.00
BOPSP		Peak Paradise	1060.00
BOPF		Pothotuwa	670.00
BOPFSP		Ihalapanapitiya	850.00
FBOP		Pothotuwa	1250.00
FBOP1		Hidellana	1160.00
	*	Ceciliyan	1080.00
FBOPF		Himara	1140.00
FBOPF1		Sihara	1250.00
BOP1		Pothotuwa	1400.00
OP1		Pothotuwa	1450.00
		New Vithanakanda	1450.00
OP		Sunrise	890.00
OPA		Liyonta	1000.00
PEKOE		Lakvinka	1550.00
PEKOE1		Matuwagala Super	1250.00

PREMIUM			
FBOPFSP		Garden Leaf	3000.00
FBOPFEXSP		Sirimewana	3050.00
FBOPFEXSP1	*	Berubeula	2300.00

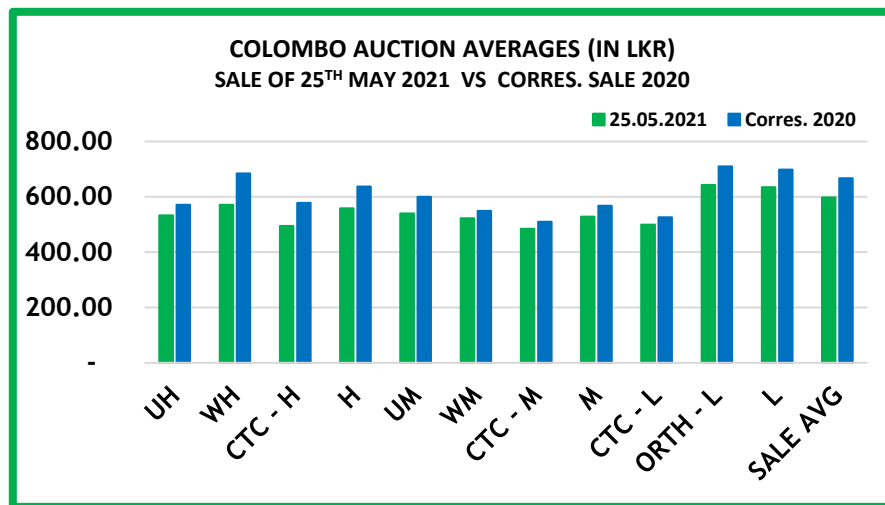
DUST			
DUST1		Mattakelle	860.00
P.DUST	*	Ceciliyan CTC	740.00

OFF GRADES			
FNGS/FNGS1	*	Drayton	560.00
	*	Kotiyagalla	560.00
PFNGS	*	Hingalgoda CTC	510.00
BM		Ihalapanapitiya	590.00
BP		Dickwella	640.00
BOP1A		Golden Garden	690.00

**** MORE THAN ONE TOP PRICE OBTAINED**
*** TEAS SOLD BY JOHN KEELLS PLC**
+ ALL TIME RECORD PRICE
++ ALL TIME RECORD PRICE EQUALED

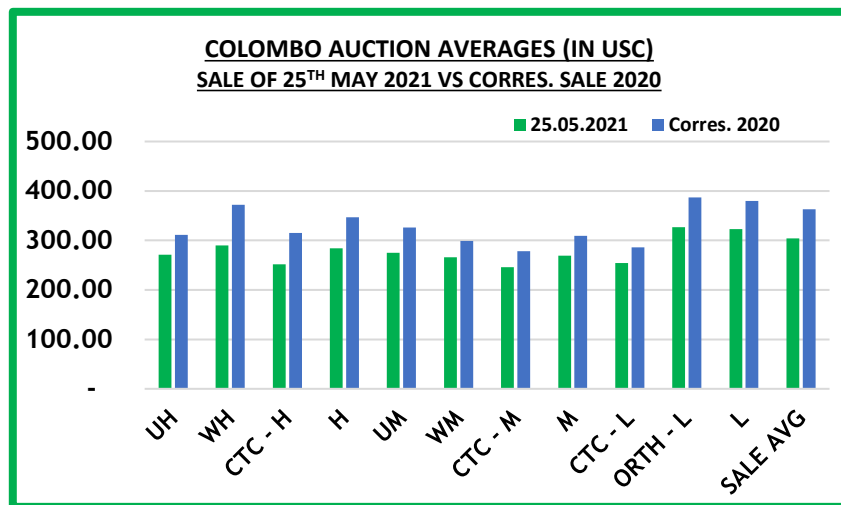


COLOMBO AUCTION AVERAGES



	Sale of 19/05/2021In LKR	Sale of 25/05/2021 In LKR	Corres. 2020 In LKR
Uva High Grown	549.75	533.36	570.95
Western High Grown	582.92	570.98	684.26
CTC High Grown	495.36	494.74	578.08
Summary of High Grown	572.11	558.37	637.04
Uva Medium Grown	563.33	540.34	600.03
Western Medium Grown	541.38	522.98	549.20
CTC Medium Grown	494.69	484.88	510.35
Summary of Medium Grown	548.40	528.58	567.77
CTC Low Grown	526.17	499.28	525.99
Orthodox Low Grown	651.71	642.49	710.43
Summary of Low Grown	645.73	635.19	698.50
TOTAL SALE AVERAGE	612.49	598.05	666.73

COLOMBO AUCTION AVERAGES



	Sale of 19/05/2021 In USC	Sale of 25/05/2021 In USC	Corres. 2020 In USC
Uva High Grown	281	271	311
Western High Grown	298	290	372
CTC High Grown	253	252	315
Summary of High Grown	293	284	347
Uva Medium Grown	288	275	326
Western Medium Grown	277	266	299
CTC Medium Grown	253	246	278
Summary of Medium Grown	280	269	309
CTC Low Grown	269	254	286
Orthodox Low Grown	333	327	387
Summary of Low Grown	330	323	380
TOTAL SALE AVERAGE	313	304	363

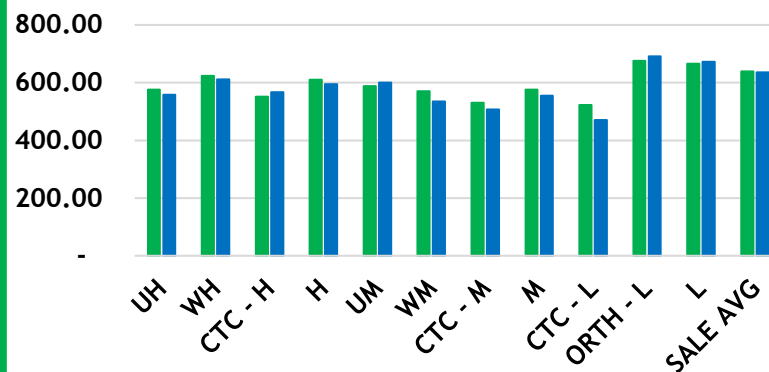


COLOMBO AUCTION AVERAGES

COLOMBO AUCTION AVERAGES – TODATE

(IN LKR)

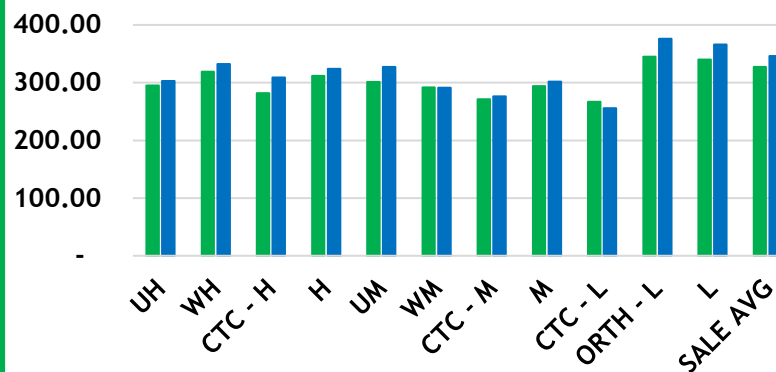
■ 2021 ■ 2020



COLOMBO AUCTION AVERAGES – TODATE

(IN USC)

■ 2021 ■ 2020



January to Date (Sale No.20)	2021 LKR	2020 LKR	2021 USC	2020 USC
Uva High Grown	575.75	557.79	295	303
Western High Grown	623.34	611.11	319	332
CTC High Grown	551.30	567.30	282	309
Summary of High Grown	610.13	595.08	312	324
Uva Medium Grown	588.29	600.42	301	327
Western Medium Grown	570.03	534.39	292	291
CTC Medium Grown	529.81	506.83	271	276
Summary of Medium Grown	575.35	555.05	294	302
CTC Low Grown	522.56	470.61	267	256
Orthodox Low Grown	675.21	690.95	345	376
Summary of Low Grown	665.67	671.81	340	366
TOTAL SALE AVERAGE	638.99	636.11	327	346



COLOMBO AUCTION AVERAGES

FROM 01 ST TO 25 TH MAY 2021	LKR
Uva High Grown	556.87
Western High Grown	597.76
Summary of High Grown	584.18
Uva Medium Grown	564.05
Western Medium Grown	541.20
Summary of Medium Grown	548.99
Summary of Low Grown	641.11
TOTAL SALE AVERAGE	611.06



NATIONAL ELEVATIONAL AVERAGES



NATIONAL ELEVATIONAL AVERAGES – MAY 2021

Elevation	MONTH		TODATE	
	QUANTITY - KG	AVERAGE - RS. / KG	QUANTITY - KG	AVERAGE - RS. / KG
ORTHODOX				
UVA-HIGH	1,948,241	556.77	6,735,850	579.83
WESTERN-HIGH	3,542,386	602.00	16,084,391	637.16
UVA-MEDIUM	1,637,972	560.84	6,313,486	584.14
WESTERN-MEDIUM	2,209,346	553.42	10,088,552	585.49
LOW	14,350,033	650.67	70,223,346	675.42
TOTAL	23,687,978	620.39	109,445,624	650.36
CTC				
UVA-HIGH	69,370	527.13	373,503	534.91
WESTERN-HIGH	327,287	499.31	1,681,041	548.1
WESTERN-MEDIUM	826,818	498.95	4,077,478	529.65
LOW	1,045,503	511.49	5,549,656	521.93
TOTAL	2,268,978	505.64	11,681,678	528.81
OTH/CTC				
UVA-HIGH	2,017,611	555.75	7,109,353	577.47
WESTERN-HIGH	3,869,673	593.32	17,765,432	628.73
UVA-MEDIUM	1,637,972	560.84	6,313,486	584.14
WESTERN-MEDIUM	3,036,164	538.58	14,166,030	569.42
LOW	15,395,535	641.21	75,773,001	664.18
TOTAL	25,956,955	610.35	121,127,302	638.64
GREEN				
UVA-HIGH	50,543	636.79	219,936	638.56
WESTERN-HIGH	62,150	679.1	288,260	673.42
UVA-MEDIUM	40,390	686.96	200,205	741.59
WESTERN-MEDIUM	44,873	690.24	170,029	675.78
LOW	0	0	2,467	2,830.00
TOTAL	197,956	672.43	880,897	686.70



NATIONAL ELEVATIONAL AVERAGES - Continued

ORGANIC TEAS				
UVA-HIGH	16,344	724.33	162,379	750.79
WESTERN-HIGH	372	1,231.13	20,749	964.14
UVA-MEDIUM	0	0	4,800	500.00
WESTERN-MEDIUM	29,488	967.77	172,302	764.20
LOW	4,790	1,746.54	18,471	1,793.90
TOTAL	50,994	964.82	378,701	816.28
SPECIAL TEA				
UVA-HIGH	108	6,750.00	3,016	3,635.59
WESTERN-HIGH	14,736	1,957.99	31,498	2,326.93
UVA-MEDIUM	7	14,214.29	71	13,232.39
WESTERN-MEDIUM	7,225	663.19	24,597	1,145.17
LOW	36	10,022.10	3,835	1,943.31
TOTAL	22,112	1,575.40	63,016	1,917.23
BLACK TEA SALES FROM REFUSE TEA PROCESSING CENTRES				
UVA-HIGH	105,691	415.50	527,568	426.56
WESTERN-HIGH	136,073	437.48	801,595	461.82
UVA-MEDIUM	22,170	422.48	95,160	431.11
WESTERN-MEDIUM	75,418	491.50	246,639	497.34
LOW	83,640	413.20	436,654	440.00
TOTAL	422,992	436.03	2,107,616	451.24
COMPOSITE NATIONAL AVERAGES				
HIGH GROWN	6,273,301	579.75	26,931,535	610.18
MEDIUM GROWN	4,893,707	550.18	21,393,318	577.03
LOW GROWN	15,484,001	640.34	76,234,448	663.3
ALL TEA AVERAGE	26,651,009	609.52	124,559,301	637.00



ALL BROKERS PRIVATE SALE FIGURES (FOR THE PERIOD – 24TH TO 29TH MAY 2021)

	WEEKLY	TODATE
High, Medium & Low	57,107.50	1,458,846.80
Green Tea	31,819.00	777,614.00
Organic Tea	2,847.00	221,735.29
BMF	325,063.00	3,807,510.00
Direct Sales	-	-
Forward Contract	55,760.00	620,330.00





- **Crop and Weather**
- **Crop Figures**
- **Tea News**

CROP AND WEATHER - FOR THE PERIOD OF – 23RD TO 29TH MAY 2021



Western

Overcast weather conditions with heavy afternoon showers were experienced in Dickoya, Talawakelle, and Bogowantalawa districts.



Nuwara Eliya

Dull mornings with occasional afternoon showers were recorded at the beginning of the week whilst bright weather was reported towards the latter part.



Uva

Sunny mornings with scattered afternoon showers were experienced in Haputale and Lunugala districts.



Low Grown

Dull mornings with heavy evening showers were recorded in Deniyaya, Galle, and Ratnapura districts.



Crop

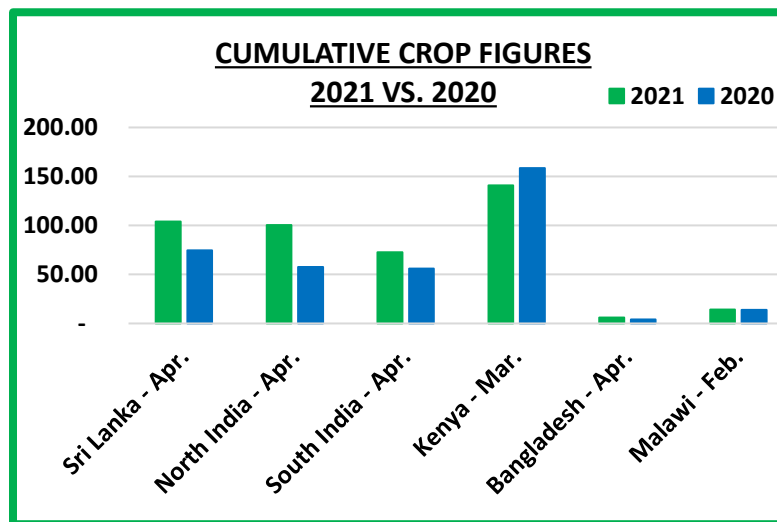
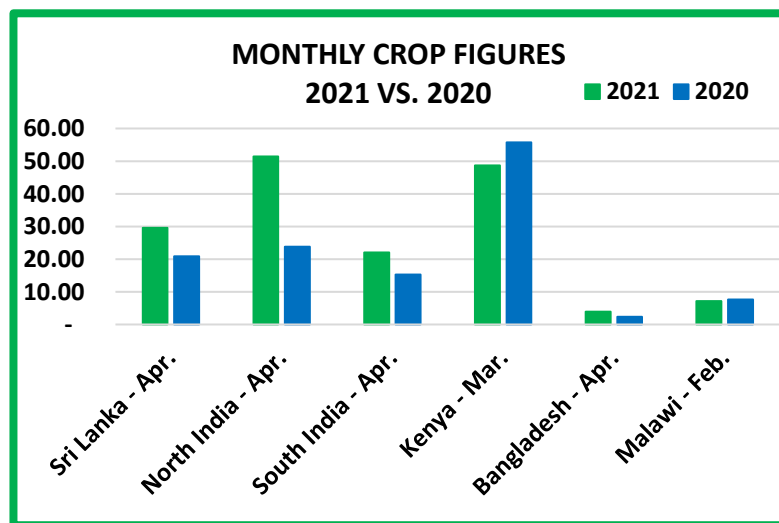
Crop intakes are moderate.



CROP FIGURES OF MAJOR PRODUCING & EXPORTING COUNTRIES

Country	Month	2021	2020	Cumulative	2021	2020	Cumulative + Inc. / Dec.
Sri Lanka	April	29.58	20.82	Upto April	104.09	74.50	+ 29.59
North India	April	51.4 (E)	23.83	Upto April	100.49 (E)	57.56	+ 42.93
South India	April	22.0 (E)	15.31	Upto April	72.79 (E)	55.92	+ 16.87
Kenya	March	48.69	55.73	Upto March	140.98	158.56	- 17.58
Bangladesh	April	3.93	2.37	Upto April	5.92	4.19	+ 1.73
Malawi	February	7.2	7.6	Upto February	14.2	13.9	+ 0.3

(E) - Estimated



TEA NEWS AROUND THE GLOBE



MOMBASA MARKET

SALE NO. 21 – SALE OF 24TH / 25TH & 26TH MAY 2021

There was good general demand for the 193,240 packages (12,804,306.50 kilos). 8.02% remained unsold.

LEAF GRADES

Offerings: 107,020 packages (7,000,060.00 kilos). 7.36% were unsold. The best BP1s in the market met a strong enquiry and appreciated by USC8 to USC94 and substantially more closely following quality with brighter varieties irregular varying between steady to USC18 dearer to easier by a similar level. Medium categories ranged between USC9 to USC10 above previous week's rates to easier by USC6 to USC76. Lower mediums saw an irregular interest and varied between steady to USC10 dearer to easier by USC4 to USC28 and a few invoices were unsold with plainer descriptions varying between firm to USC11 above last prices to easier by USC4 to USC8 and some teas remained without bids.

Best PF1s on offer held firm to USC16 below last prices with brighter categories firm to USC2 easier while medium types advanced by USC2 to USC10 but a few lines shed up to USC3 with quality. Lower medium sorts varied between USC4 to USC11 above last prices to easier by USC2 to USC6; plainer types saw better absorption at firm to USC12 above last prices but a few invoices lost value with quality.

DUST GRADES

Offerings: 60,760 packages (4,503,915.00 kilos) with 7.24% unsold. Best PDUSTs on offer saw an irregular enquiry ranging between steady to USC4 dearer following quality to easier by up to USC10 while brighter types advanced by USC8 to USC17. Medium categories varied between firm to USC6 above previous week's levels to easier by up to USC7 with improved lower medium varieties appreciating by USC22 to USC30 but others shed USC2 to USC16; plainer sorts saw an irregular activity and ranged between firm to USC17 above last prices to easier by up to USC6 where sold.

The best DUST1s available were heavily discounted by up to USC52 but a few improved coloury sorts gained up to USC7 with brighter types advancing by USC6 to USC8 while medium categories met improved support appreciating by USC6 to USC18. Lower mediums advanced by USC6 to USC30 where sold while plainer descriptions gained USC3 to USC13 but some invoices eased by up to USC4 with a few teas remaining unsold.

SECONDARY GRADES.

Offerings: 25,460 packages (1,300,332.00 kilos) and 12.35% were unsold. In the secondary catalogues, BPs were about steady with PFs firm. Clean well sorted coloury Fannings gained with similar DUSTs dearer. Other Fannings appreciated while DUSTs held value. BMFs were well absorbed.

MARKETS

Kazakhstan and other CIS nations showed more and strong support with strong interest from Egyptian Packers and were forceful while Yemen, other Middle Eastern countries and UK increased activity. Pakistan Packers, Sudan, Russia and Bazaar showed good enquiry with some interest from Iran while Afghanistan were quieter. Local Packers were active in line with price. Somalia showed good activity at the lower end of the market.





TEA NEWS AROUND THE GLOBE

MOMBASA MARKET – Continued

QUOTATIONS	BROKENS	FANNINGS
Best	428 - 1101	426 - 574
Good	389 - 625	422 - 468
Good Medium	373 - 527	413 - 450
Medium	342 - 428	334 - 424
Lower Medium	243 - 367	236 - 381
Plain	177 - 350	157 - 358

AUCTION AVERAGE PRICE

AUCTION	KENYA 2020 \$	KENYA 2021 \$	TOTAL 2020 \$	TOTAL 2021 \$
19	1.98	1.88	1.91	1.81
20	1.96	1.91	1.88	1.83
21	1.92	1.95	1.84	1.89

SOURCE : AFRICA TEA BROKERS LTD.



TEA NEWS AROUND THE GLOBE



CHITTAGONG MARKET

SALE NO. 04 – 31ST MAY 2021

CTC LEAF: 23,880 packages of Current Season & 700 packages of Old Season teas on offer met with a slightly better demand.

BROKENS: A few well made clean liquoring Brokens were in good demand and sold well following quality. However, Mediums met with fair interest and sold at slightly easier rates declining by Tk. 2/- to Tk.3/- per kg. Plain and BLF met with only a fair demand at lower rates and there were fair withdrawals.

FANNINGS: A small weight of coloury Fannings were well competed for and were generally firm to a touch dearer. Mediums saw fair demand but were a little easier. Plain and BLF teas saw some interest but were steady with some withdrawals.

CTC DUST: 6,632 packages of Current Season & 150 packages of Old Season teas on offer met with a strong demand. Good liquoring Dusts met with good competition and were fully firm to slightly dearer. Others also sold well at around last levels. Plain/BLF Dusts saw some interest and were about steady with fair withdrawals. Blenders lent strong support with fair interest from the Loose tea buyers.

COMMENTS: Quality in general was on the plainer side. However, a few bright teas attracted fairly strong competition and sold quite well in line with quality. Blenders lent fair support whilst there was some interest from the Loose tea buyers. Dusts sold well.

Our catalogue (Sale 04): Avg: Tk 214.13, Sold 75.8% & (Sale 03) Avg: Tk 212.78, sold 75.6%.

Quotations – This Week – (In Taka)

Brokens	This Week	Last Week	Fannings	This week	Last Week	Dust	This week	Last Week
Large	195-200 nom	195-199 nom	Best	207-212	205-210	PD	206-234	205-232
Medium	195-200	197-202	Good	202-205	200-203	RD	175-277	170-258
Small	196-202	198-205	Medium	192-198	190-197	D	195-286	200-279
Plain	180-185	180-185	Plain	180-185	180-185	CD	200-350	190-292
BLF	170-177	165-175	BLF	170-177	165-175	BLF	175-215	170-212

Exchange Rates 31th May. 2021 Sterling Pound: Tk. 117.9091, dollar: Tk. 83.6702

SOURCE : NATIONAL BROKERS LTD



UPCOMING AUCTION DETAILS

Auction No.	23		22	
Dates	15 th / 16 th June 2021		08 th / 09 th June 2021	
	No. of Lots	Qty – kg	No. of Lots	Qty – kg
Ex-Estate	930	1,066,115	1,015	1,193,499
Main Sale Total	11,608	6,436,938	11,616	6,525,999
High & Medium	1,980	1,084,429	1,965	1,103,264
Low Grown – Leafy	2,216	1,042,188	2,287	1,111,906
Low Grown – Semi Leafy	1,905	977,300	1,742	917,396
Low Grown Tippy	2,078	1,126,194	2,253	1,260,788
Premium / Flowery	341	62,244	348	64,126
Off Grades	2,459	1,463,807	2,404	1,407,429
Dust	629	680,776	617	661,090
Grand Total	12,538	7,503,053	12,631	7,719,498
Reprints	960	559,281	153	101,386
Total No. of Lots on Offer	12,538		12,631	
Total Quantity on Offer (kg)	7,503,053		7,719,498	



SCHEDULED CLOSING DATES

Auction No.	Date of Sale	Ex-Estate	Main Sale
23	15 th / 16 th June 2021	28/05/2021	28/05/2021
24	21 st / 22 nd June 2021	03/06/2021	03/06/2021
25	29 th / 30 th June 2021	10/06/2021	10/06/2021

PROMPT DATES

Auction No.	Buyers	Sellers
22	15/06/2021	16/06/2021
23	22/06/2021	23/06/2021
24	28/06/2021	29/06/2021



ORDER OF SALE (SALE NO. 22 - 08TH / 09TH JUNE 2021)

Main Sale Order – 1 (Leafy / Semi Leafy / Tippy / Premium / 1A)	Main Sale Order – 2 (H & M / Off Grade / Dust)	Ex-Estate
Bartleet Produce Marketing (Pvt) Ltd.	Eastern Brokers. Ltd.	JOHN KEELLS PLC
Lanka Commodity Brokers Ltd.	JOHN KEELLS PLC	Bartleet Produce Marketing (Pvt) Ltd.
JOHN KEELLS PLC	Ceylon Tea Brokers PLC	Ceylon Tea Brokers PLC
Ceylon Tea Brokers PLC	Bartleet Produce Marketing (Pvt) Ltd.	Lanka Commodity Brokers Ltd.
Eastern Brokers. Ltd.	Asia Siyaka Commodities PLC	Asia Siyaka Commodities PLC
Asia Siyaka Commodities PLC	Lanka Commodity Brokers Ltd.	F & W Tea Brokers (Pvt) Ltd.
F & W Tea Brokers (Pvt) Ltd.	Mercantile Produce Brokers (Pvt) Ltd.	Mercantile Produce Brokers (Pvt) Ltd.
Mercantile Produce Brokers (Pvt) Ltd.	F & W Tea Brokers (Pvt) Ltd.	Eastern Brokers. Ltd.

[DB : HR / SG]





“

*The way to get started is to quit talking
and begin doing.*

— Walt Disney

”