



TEA MARKET REPORT

JOHN KEELLS PLC

SALE NO. 21 – 28TH / 29TH MAY 2024

THE MOST IMPACTFUL CONVERSATIONS SHAPING THE FUTURE OF TEA

**DON'T MISS OUT ON OUR
EARLY BIRD OFFER!**

www.ceylonteaevents.com

**JOIN DECISION MAKERS FROM
ACROSS THE TEA VALUE CHAIN TO
SHINE THE SPOTLIGHT ON TEA AS A
LIFESTYLE AND A LIVELIHOOD**



COLOMBO INTERNATIONAL
TEA CONVENTION
2024



COLOMBO INTERNATIONAL
TEA CONVENTION
2024



Tea A Lifestyle & A Livelihood

24th - 26th July

Colombo - Sri Lanka

The Colombo International Tea Convention is the place to be for insightful conversation, hard hitting dialogue and fresh perspectives on tea!

REGISTER NOW

Tea
A Lifestyle & A Livelihood

24th - 26th July

Cinnamon Grand Hotel, Colombo - Sri Lanka

teaconvention@ceylonteaevents.com
www.ceylonteaevents.com



ORDER OF SALE (SALE NO. 21 – 28TH / 29TH MAY 2024)

Main Sale Order – 1 (Leafy / Semi Leafy / Tippy / Premium / 1A)	Main Sale Order – 2 (H & M / Off Grade / Dust)	Ex-Estate
MERCANTILE PRODUCE BROKERS (PVT) LTD	FORBES & WALKER TEA BROKERS (PVT) LTD	JOHN KEELLS PLC
FORBES & WALKER TEA BROKERS (PVT) LTD	EASTERN BROKERS. LTD.	BARTLEET PRODUCE MARKETING (PVT) LTD
JOHN KEELLS PLC	JOHN KEELLS PLC	EASTERN BROKERS. LTD.
EASTERN BROKERS. LTD.	CEYLON TEA BROKERS PLC	MERCANTILE PRODUCE BROKERS (PVT) LTD
LANKA COMMODITY BROKERS LTD	BARTLEET PRODUCE MARKETING (PVT) LTD	FORBES & WALKER TEA BROKERS (PVT) LTD
CEYLON TEA BROKERS PLC	ASIA SIYAKA COMMODITIES PLC.	ASIA SIYAKA COMMODITIES PLC.
ASIA SIYAKA COMMODITIES PLC.	LANKA COMMODITY BROKERS LTD	LANKA COMMODITY BROKERS LTD
BARTLEET PRODUCE MARKETING (PVT) LTD	MERCANTILE PRODUCE BROKERS (PVT) LTD	CEYLON TEA BROKERS PLC



AUCTION DETAILS

Auction No.	21	
Dates	28 th / 29 th May 2024	
	No. of Lots	Qty – kg
Ex Estate	788	824,216
Main Sale Total	10,471	5,020,742
High & Medium	1,751	845,438
Low Grown - Leafy	2,263	962,232
Low Grown - Semi Leafy	1,439	625,251
Low Grown Tippy	2,035	1,014,439
Premium / Flowery	359	58,983
Off Grades	2,130	1,071,037
Dust	494	443,362
Grand Total	11,259	5,844,958
Reprints	662	310,616
Total No. of Lots Offered	11,259	
Total Quantity Offered (kg)	5,844,958	

PROMPT DATES

Auction No.	Buyers	Sellers
21	04/06/2024	05/06/2024

COMMENTS



The 0.82Mkg of Ex-Estate teas on offer met with lower demand. Select Best Western High Grown BOPs were barely steady and mostly declined from last levels, the below best and plainer varieties too were tending easier. Select Best Western High Grown BOPFs declined, the below best and plainer varieties were easier to a lesser extent. Nuwara Eliya BOPs / BOPFs were mostly unsold due to lack of suitable bids. Uda Pussellawa BOPs were barely steady, the BOPFs were generally firm to easier. UVA BOPs were tending easier the BOPFs too followed a similar trend. All CTC BP1s were easier. Low Grown CTC PF1s declined from last week's levels, the High and Medium sorts were irregular.

The 2.6Mkg of Low Grown teas on offer met with fair demand. In the Leafy segment, OP/OPA's were lower. OP1s declined sharply. BOP1s were irregularly lower. PEKOE's shed a few rupees, PEKOE1s were firm to lower. In the Small Leaf segment FBOPs met with fair demand. FBOPF1s were lower to last. BOPF.SP, BOPF, BOP.SP and BOP grades were firm. FBOPF varieties were selectively dearer. Premium Flowery teas gained following quality.

Turkey, Russia, Iran and the C.I.S countries lent fair support. Libya and Iraq were active.



MARKET DESCRIPTION

Western Teas

Select best Western High Grown BOPs were barely steady, the below best and plainer varieties declined by Rs.50/- to Rs.80/- on average. Select best Western High Grown BOPFs declined by Rs.50/- to Rs.80/- and more, the below best and plainer varieties too were easier by Rs.20/- to Rs.50/-. Medium BOPs were mostly firm, the BOPFs too maintained last levels.

Nuwara Eliya Teas

BOPs/ BOPFs remained unsold due to a lack of suitable bids.

Uva Teas

Uva BOPs were easier by Rs.50/- on average, the BOPFs too declined by Rs.30/- to Rs.50/-. Uda Pussellawa BOPs were firm, the BOPFs barely maintained last levels.

CTC Teas

Low Grown CTC BP1s declined from last levels, the High and Medium sorts too declined irregularly. Low Grown CTC PF1s declined by Rs.50/- to Rs.100/- and more, the High and Medium sorts were irregularly lower.

QUOTATIONS

	BOP – RS.	BOPF – RS.
Good Westerns	1200 – 1420	1240 – 1380
Average Westerns	1060 – 1180	1180 – 1220
Plainer Westerns	980 – 1020	1120 – 1160
Western Mediums	750 – 1950	750 – 1400
Uva Teas	1080 – 1200	900 – 1220
Nuwara Eliya Teas	NQ	NQ
Uda Pussellawa Teas	1000 – 1020	1040 – 1220
CTC (BP1 and PF1)	730 - 1280	700 - 1320





MARKET DESCRIPTION

Low Grown

Select best OP1s were firm to easier, best and below best types declined sharply. Well-made OPs were firm to easier, below best types declined by Rs.50/- to Rs.100/- from last levels. Select best OPAs eased irregularly, others were lower by Rs.50/- and more at times. Select best BOP1s were lower to last, bolder types were firm on last levels. Select best Pekoes were firm, bolder types were firm to dearer. Shotty Pekoe1s were lower to last, secondaries met with fair demand.

Select best and best BOPs were lower by Rs.20/- to Rs.40/-, below best and secondary types were firm. BOP.SP.s and BOPF.SP.s met with fair demand. BOPF.s followed a similar trend. Select best FBOPF1s were firm, best and below best types were lower by Rs.40/- to Rs.60/-, secondary types were lower to last. Select best and best FBOPs were firm, below best and secondary types were dearer by Rs.50/- to Rs.80/- and more at times. FBOPF varieties were dearer by Rs.40/- to Rs.60/-. All Premium Flowery teas met with good demand.

Off Grades

Select best and best Fgs1s were dearer by Rs.40/- to Rs.60/-, whilst below best and poorer sorts appreciated by Rs.20/- to Rs.30/-. Select best and best BMs were firm on last levels, below best and poorer types were dearer by Rs.10/- to Rs.20/. Select best and best BPs were lower by Rs.20/- to Rs.40/-, below best and poorer varieties were dearer by Rs.20/- to Rs.30/-.

Select best BOP1As were lower by Rs.10/- to Rs.20/-, best types were higher by Rs.50/- to Rs.100/-, below best types maintained on last levels whilst poorer sorts were lower by Rs.20/- to Rs.30/-.

Dust

Select best and best Dust1s declined by Rs.40/- to Rs.60/-, below best and poorer types declined by Rs.30/- to Rs.50/-. High and Medium CTCs declined by Rs.50/-. Low Grown CTCs declined by Rs.100/-. Low Grown Dust / Dust1s declined by Rs.20/- to Rs.40/- and more at times.



QUOTATIONS

	Select Best	Best	Below Best	Others
LIQUORING				
DUST-1	1200.00 - 1850.00	1160.00 - 1190.00	1000.00 - 1150.00	720.00 - 990.00
OFF GRADES				
FGS1	1140.00 - 1300.00	1080.00 - 1130.00	900.00 - 1070.00	650.00 - 890.00
FGS	850.00 - 900.00	810.00 - 840.00	750.00 - 800.00	560.00 - 740.00
LOW GROWNS				
FBOPF / FFSP / FFEXSP	6000.00 - 7000.00	4000.00 - 5000.00	2500.00 - 3800.00	1200.00 - 1500.00
BOP	1750.00 - 1900.00	1500.00 - 1700.00	1300.00 - 1450.00	900.00 - 1200.00
BOPSP	1450.00 - 1800.00	1200.00 - 1400.00	900.00 - 1100.00	750.00 - 850.00
BOPF	1400.00 - 1700.00	900.00 - 1100.00	800.00 - 870.00	700.00 - 790.00
FBOPF1	1850.00 - 2000.00	1600.00 - 1750.00	1350.00 - 1500.00	900.00 - 1250.00
FBOP	2200.00 - 2700.00	1700.00 - 1850.00	1500.00 - 1650.00	1100.00 - 1300.00
BOP1	2600.00 - 3750.00	2000.00 - 2550.00	1360.00 - 1850.00	900.00 - 1340.00
OP1	3200.00 - 3900.00	2050.00 - 3150.00	1500.00 - 2000.00	800.00 - 1480.00
OP	1600.00 - 2000.00	1480.00 - 1550.00	1300.00 - 1460.00	900.00 - 1280.00
OPA	1500.00 - 2350.00	1340.00 - 1480.00	1200.00 - 1320.00	850.00 - 1180.00
PEKOE	1440.00 - 2150.00	1300.00 - 1420.00	1000.00 - 1280.00	800.00 - 980.00
PEKOE1	1500.00 - 2100.00	1380.00 - 1480.00	1100.00 - 1360.00	800.00 - 1080.00
DUST / DUST1	1000.00 - 1420.00	820.00 - 990.00	730.00 - 810.00	650.00 - 720.00



EXCHANGE RATES

The average rates currencies quoted on 29th May 2024 at 9.30 a.m. by Commercial Banks in Colombo for Telegraphic Transfers (TT).

Currency	Buy Rate	Sell Rate
USD	296.83	306.44
EURO	320.22	333.96
GBP	377.09	392.10



- **Top Prices**
- **Colombo Auction Averages**
- **All Brokers Private Sale Figures**



TOP PRICES (SALE NO. 21 – 28TH / 29TH MAY 2024)

WESTERN HIGH			
BOP		Bearwell	1420.00
BOPSP		Queensberry	1650.00
BOPF/BOPFSP		Mattakelle	1380.00
		Lethenty	1380.00
FBOP/FBOP1		Torrington	1750.00
FBOPF/FBOPF1		Bambrakelly	1700.00
BOP1		Torrington	1650.00
OP/OPA	*	Venture	1340.00
OP1		Bambrakelly	1700.00
PEKOE/PEKOE1		Frotoft Super	1550.00

UVA HIGH			
BOP		Uvakellie	1550.00
BOPSP		Ranaya	1600.00
BOPF/BOPFSP		Uva Highlands	1550.00
FBOP/FBOP1		Gonamotawa	1850.00
		Ellathota Uva	1850.00
FBOPF/FBOPF1		Ranaya	1700.00
		Craig	1700.00
		Glenanore	1700.00
		Gonamotawa	1700.00
		Spring Valley	1700.00
BOP1		Ellathota Uva	1750.00
OP/OPA	*	Spring Valley	1340.00
		Mount Uva	1340.00
OP1	*	Mahadowa	1600.00
		Oodoowerre	1600.00
		Glenanore	1600.00
PEKOE/PEKOE1	*	Spring Valley	1550.00

NUWARA ELIYA			
BOP		-	
BOPSP		Kenmare	920.00
BOPF/BOPFSP		-	
FBOP/FBOP1		Court Lodge	1440.00
OP/OPA	*	Kenmare	1080.00
PEKOE/PEKOE1	*	Kenmare	1180.00

WESTERN MEDIUM			
BOP		Harangalla	1950.00
BOPSP		Craighead	1800.00
BOPF/BOPFSP		Dartry Valley	1400.00
FBOP/FBOP1		Dartry Valley	2000.00
FBOPF/FBOPF1		Dartry Valley	1900.00
		Hatale	1900.00
BOP1		Craighead	1950.00
OP/OPA		Dehiwatte Super	1400.00
		Dartry Valley	1400.00
OP1		Harangalla	1850.00
PEKOE/PEKOE1	*	Erin Super	1700.00

UVA MEDIUM			
BOP		Dickwella	1750.00
BOPSP		Blossoms Uva Tea	1650.00
BOPF/BOPFSP		Dickwella	1700.00
FBOP/FBOP1		Dickwella	2000.00
FBOPF/FBOPF1		Demodera 'S'	1800.00
		Roseland Uva	1800.00
BOP1		Aruna Passara	2000.00
OP/OPA		Ury	1380.00
OP1		Telbedde	1900.00
PEKOE/PEKOE1		Aruna Keppetipola	1650.00

CTC LOW			
PF1		Kalubowitiyana CTC	1280.00
BP1	*	Ceciliyan CTC	1280.00
BPS		Danwatta CTC	590.00
OF	*	Peakwatta CTC	730.00

UDA PUSSELLAWA			
BOP	*	Mooloya	1020.00
BOPSP		Blairlomond	850.00
BOPF/BOPFSP	*	Liddesdale	1240.00
FBOP/FBOP1		Alma	1700.00
FBOPF/FBOPF1		Alma	1650.00
BOP1		-	
OP/OPA		Alma	1400.00
OP1		Alma	1750.00
PEKOE/PEKOE1		Alma	1700.00

CTC HIGH			
PF1		Dunsinane CTC	1300.00
BP1	*	Florence CTC	840.00
BPS		-	
OF		-	

CTC MEDIUM			
PF1		New Peacock CTC	1320.00
BP1	*	Delta CTC	1120.00
BPS		-	
OF		-	



TOP PRICES (SALE NO. 21 – 28TH / 29TH MAY 2024)



LOW			
BOP		Peak View Super	1950.00
	*	Ceciliyan	1900.00
BOPSP		Hadigalla	1900.00
BOPF		Pothotuwa	1950.00
BOPFSP		Golden Garden	1850.00
		Parakaduwa Super	1850.00
		Rajjuruwatta Super	1850.00
		Andaradeniya Super	1850.00
		Stream Line	1850.00
		New Spring View	1850.00
FBOP		Sithaka	3350.00
FBOP1		Wattahena	2200.00
		Kamarangapitiya	2100.00
		Sithaka	2100.00
	*	Ceciliyan	2050.00
FBOPF		Gunawardena	2750.00
		Suwishka	2350.00
		Hidellana	2350.00
	*	Wewelkandura Super	2300.00
FBOPF1		Kiruwanaganga	2150.00
	*	Lumbini	2100.00
BOP1		New Vithanakanda	3750.00
OP1		Pothotuwa	3900.00
OP		Mahaliyadda	2000.00
OPA		Galatara	2350.00
PEKOE		Lumbini	2150.00
PEKOE1		Galatara	2100.00

PREMIUM			
FBOPFSP		New Laksakanda	7300.00
		Uplands	7300.00
FBOPFEXSP		Ivy Hills	8050.00
FBOPFEXSP1		Kamarangapitiya	7950.00

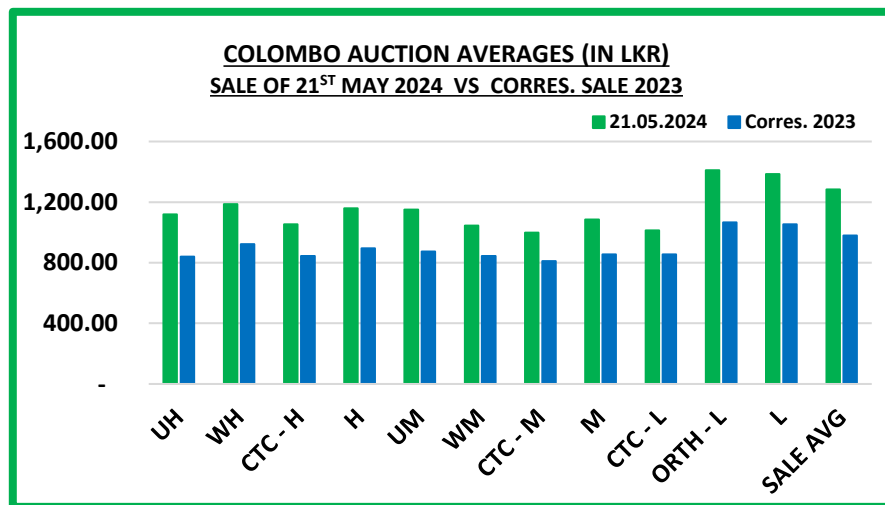
DUST			
DUST1	*	Mattakelle	1850.00
P.DUST		Ceciliyan CTC	1320.00

OFF GRADES			
FNGS/FNGS1	*	Wattegodde	1300.00
	*	Clydesdale	1300.00
PFNGS	*	Hingalgoda CTC	1320.00
BM		Talangaha	1240.00
		Gunawardena	1220.00
	*	Kurupanawa S. H.	1200.00
BP		Chandrika Estate	1500.00
BOP1A	*	Matuwagala Super	1420.00

**** MORE THAN ONE TOP PRICE OBTAINED**
*** TEAS SOLD BY JOHN KEELLS PLC**
+ ALL TIME RECORD PRICE
++ ALL TIME RECORD PRICE EQUALED

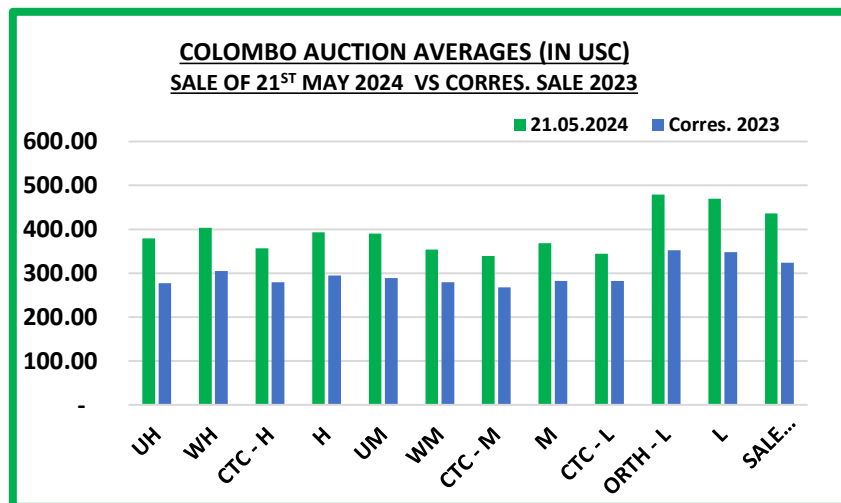


COLOMBO AUCTION AVERAGES



	Sale of 15/05/2024 In LKR	Sale of 21/05/2024 In LKR	Corres. 2023 In LKR
Uva High Grown	1134.05	1117.98	839.51
Western High Grown	1227.46	1187.01	922.70
CTC High Grown	1119.01	1052.71	845.28
Summary of High Grown	1186.43	1159.32	894.83
Uva Medium Grown	1156.59	1150.05	874.54
Western Medium Grown	1061.16	1044.30	844.84
CTC Medium Grown	983.18	999.46	810.76
Summary of Medium Grown	1100.86	1086.06	855.05
CTC Low Grown	1049.94	1014.20	854.21
Orthodox Low Grown	1450.25	1411.01	1065.69
Summary of Low Grown	1427.72	1385.52	1054.04
TOTAL SALE AVERAGE	1319.04	1284.42	980.70

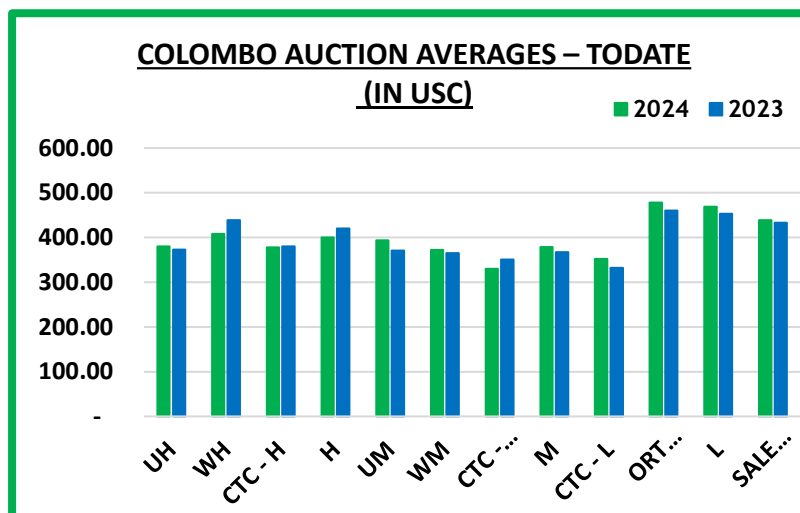
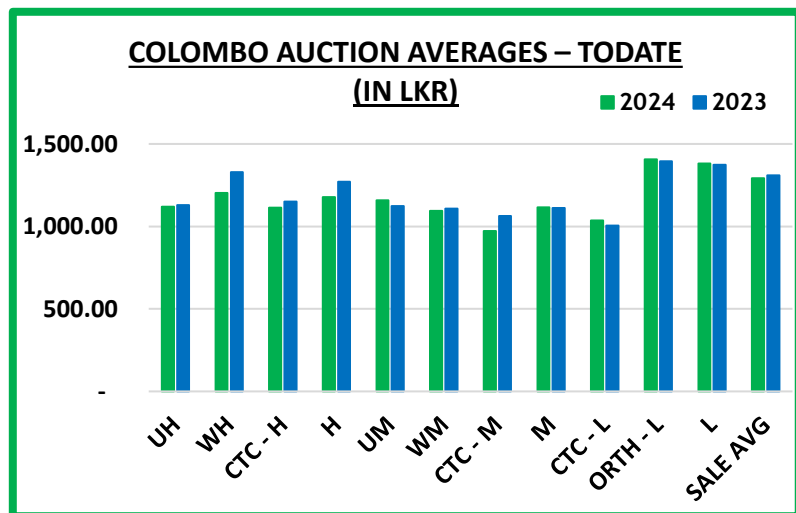
COLOMBO AUCTION AVERAGES



	Sale of 15/05/2024 In USC	Sale of 21/05/2024 In USC	Corres. 2023 In USC
Uva High Grown	382	379	277
Western High Grown	414	403	305
CTC High Grown	377	357	279
Summary of High Grown	400	393	295
Uva Medium Grown	390	390	289
Western Medium Grown	358	354	279
CTC Medium Grown	331	339	268
Summary of Medium Grown	371	368	282
CTC Low Grown	354	344	282
Orthodox Low Grown	489	479	352
Summary of Low Grown	481	470	348
TOTAL SALE AVERAGE	445	436	324



COLOMBO AUCTION AVERAGES



January to Date (Sale No.20)	2024 LKR	2023 LKR	2024 USC	2023 USC
Uva High Grown	1119.31	1130.04	380	373
Western High Grown	1202.37	1328.72	408	439
CTC High Grown	1112.94	1150.72	378	380
Summary of High Grown	1176.98	1270.90	400	420
Uva Medium Grown	1158.85	1123.30	394	371
Western Medium Grown	1094.75	1106.97	372	365
CTC Medium Grown	972.93	1063.92	330	351
Summary of Medium Grown	1115.44	1112.09	379	367
CTC Low Grown	1035.39	1005.42	352	332
Orthodox Low Grown	1406.04	1394.47	478	460
Summary of Low Grown	1380.44	1372.81	469	453
TOTAL SALE AVERAGE	1292.27	1310.17	439	433



COLOMBO AUCTION AVERAGES

FROM 01 ST TO 21 ST MAY 2024	LKR
Uva High Grown	1132.55
Western High Grown	1217.05
Summary of High Grown	1182.25
Uva Medium Grown	1156.86
Western Medium Grown	1048.64
Summary of Medium Grown	1091.98
Summary of Low Grown	1384.44
TOTAL SALE AVERAGE	1285.97



ALL BROKERS PRIVATE SALE FIGURES (FOR THE PERIOD – 20TH TO 25TH MAY 2024)

	WEEKLY	TODATE
High & Medium	56,794.00	1,247,463.50
Low	12,957.00	291,690.00
Green Tea	26,688.00	746,675.00
Organic Tea	2,184.00	156,751.00
BMF	44,878.00	984,594.00
Direct Sales	-	-
Forward Contract	61,280.00	650,220.00





- **Crop and Weather**
- **Crop Figures**
- **Tea News**

CROP AND WEATHER - FOR THE PERIOD OF – 20TH TO 26TH MAY 2024



Western

Heavy Rainfall was reported in Dickoya, Talwakelle and Agarapatana districts.



Nuwara Eliya

Nuwara Eliya and Kandapola experienced heavy rainfall throughout the week.



Uva

Rainfall was recorded in Lunugala, Haputale and Badulla districts throughout the week, together with strong winds.



Low Grown

Heavy rainfall was recorded in Galle, Rathnapura and Deniyaya districts.



Crop

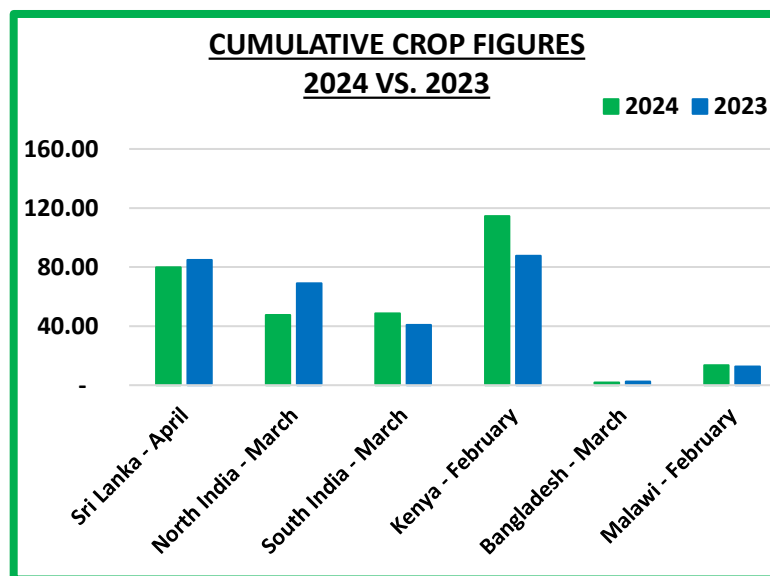
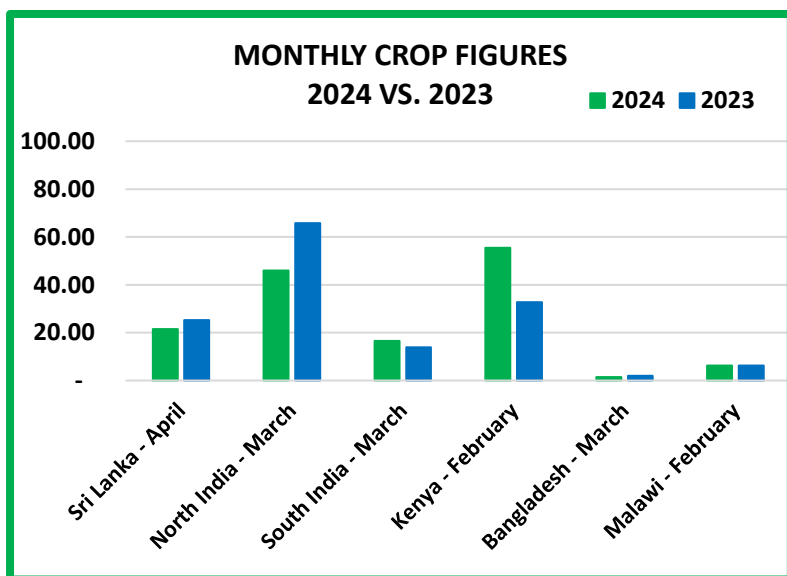
Crop intakes are moderate.



CROP FIGURES OF MAJOR PRODUCING & EXPORTING COUNTRIES

Country	Month	2024	2023	Cumulative + Inc. / Dec.	Cumulative	2024	2023	Cumulative + Inc. / Dec.
Sri Lanka	April	21.46	25.23	- 3.77	Upto April	79.73	84.75	- 5.02
North India	March	45.94(E)	65.78	- 19.84	Upto March	47.57(E)	69.01	- 21.44
South India	March	16.58(E)	13.83	+ 2.75	Upto March	48.53(E)	40.78	+ 7.75
Kenya	February	55.44	32.73	+ 22.71	Upto February	114.41	87.64	+ 26.77
Bangladesh	March	1.50	2.00	- 0.50	Upto March	1.70	2.50	- 0.80
Malawi	February	6.20	6.20	0.00	Upto February	13.50	12.60	0.90

(E) - Estimated



TEA NEWS AROUND THE GLOBE

MOMBASA MARKET

SALE NO. 22 – SALE OF 27TH & 28TH MAY 2024

There was fair general demand for the 257,973 packages (17,371,204.00 kilos) available in the market with 46.84% neglected.

OFFERINGS

Leaf Grades	-	146,401 packages (9,640,851.00 kilos) – 54.36% unsold.
Dust Grades	-	84,200 packages (6,298,060.00 kilos) – 36.52% unsold.
Secondary Grades	-	27,372 packages (1,432,293.00 kilos) – 29.15% unsold.

MARKETS

Pakistan Packers, Yemen and other Middle Eastern countries maintained good interest while **UK, Egyptian Packers, Afghanistan** and **Bazaar** showed improved activity. **Kazakhstan** and **other CIS states** lent more but selective enquiry with some activity from **Russia** and **Sudan**. **South Sudan** maintained interest while **Iran** were quiet. **Local Packers** were less active. **Somalia** were active at the lower end of the market.

LEAF GRADES (M2)

BP1:

Best – Were irregular varying between firm to dearer by up to USC49 to easier by up to USC16 with some invoices discounted by USC56, USC73 and USC101.

Brighter – Mainly steady to easier by up to USC47, a few lines however, appreciated by up to USC16.

Mediums – KTDA medium few invoices sold at reserve levels with most of the teas remaining unsold while plantation mediums varied between USC13 dearer to easier by USC16..

Lower Medium – Shed up to USC30 but selected lines gained up to USC15.

Plainer – Irregular ranging between steady to dearer by up to USC18 to easier by up to USC15.

PF1:

Best – Varied between firm to USC19 above previous levels to easier by up to USC16.

Brighter – Steady to easier by up to USC9.

Mediums – KTDA mediums were firm to easier by up to USC6 with plantation mediums advancing by up to USC18 but a few invoices shed USC13.

Lower Medium – Irregular varying between firm to USC18 dearer with select teas gaining USC59 to USC22 below previous prices.

Plainer – Ranged between steady to USC22 dearer to easier by up to USC10.

DUST GRADES (M1)

PDUST:

Best – Saw irregular interest and varied between firm to USC34 dearer to easier by up to USC13.

Brighter – Were mainly firm at previous levels with some lines easier by up to USC13.

Mediums – KTDA mediums held value with plantation mediums irregular ranging between firm to USC3 dearer to easier by up to USC7.

Lower Medium – Shed up to USC14 but a few teas appreciated by up to USC16.

Plainer – Mostly steady to USC18 above last levels with some teas easier by a similar level.



TEA NEWS AROUND THE GLOBE



MOMBASA MARKET – Continued ;

DUST1:

Best – Ranged between firm to USC26 dearer to easier by up to USC22.

Brighter – Were steady to USC12 dearer to easier by up to USC4.

Mediums – KTDA mediums were mostly firm with a few teas irregular ranging between USC8 dearer to easier by USC9 while plantation mediums varied between steady to USC5 above previous rates with select teas advancing by USC60 to USC10 below last levels and a few invoices were discounted by USC42.

Lower Medium – Irregular ranging between firm to USC6 dearer to easier by up to USC10.

Plainer – Steady to dearer by up to USC13 but some lines lost up to USC8.

SECONDARY GRADES (S1)

In the Secondary Catalogues, best **BPs** tended dearer while others held value with **PFs** irregular but on balance easier. Clean well sorted coloury **Fannings** were steady with **similar DUSTs** firm. Other **Fannings** sold at about previous rates while **DUSTs** held value. **BMFs** were readily absorbed.

QUOTATIONS	BROKENS	FANNINGS
Best	255 – 390	273 – 341
Good	255 – 283	267 – 304
Good Medium	255 – 358	262 – 298
Medium (KTDA)	250	200 – 280
Medium (Plantations)	118 – 161	120 – 226
Lower Medium	085 – 143	100 – 240
Plainer	040 – 125	040 – 120

AUCTION	KENYA 2023 \$	KENYA 2024 \$	TOTAL 2023 \$	TOTAL 2024 \$
20	2.23	2.20	2.08	2.04
21	2.26	2.17	2.08	2.01
22	2.21	2.20	2.04	2.05

SOURCE : AFRICA TEA BROKERS LTD.



TEA NEWS AROUND THE GLOBE



CHITTAGONG MARKET

SALE NO. 05 – 27TH MAY 2024

CTC LEAF : 26,765 packages of teas on offer met with a good demand.

BROKENS: Good Broken were in good demand and were mostly firm. Medium and Plain varieties met with a little less demand at easier rates with fair withdrawals. BLFs met with fair demand at around last levels with some withdrawals.

FANNINGS: Good Fannings were again a good market and were firm to dearer. Medium and Plain varieties were little less in demand at easier rates with fair withdrawals. BLFs met with fair demand at around last levels with some withdrawals.

DUST: 7,171 packages of teas on offer met with a good demand. Limited weight of good liquoring Dusts sold well at around last levels. Good Medium and Medium Dusts met with a fairly good demand and sold in line with quality with some withdrawals. Plain/BLF Dusts met with less demand and witnessed fair withdrawals. Blenders lent good support with fair interest from the Loose tea buyers.

COMMENTS: The bulk of the offerings were of plain varieties which showed some decline in price levels whilst few improved liquoring varieties witnessed quite strong competition and were often dearer. Blenders were quite active with fair interest from the Loose tea buyers.

Dusts sold well at easier rates.

Our Catalogue: (Sale 5) Avg : Tk 215.28 , Sold 72.28% , (Sale 4) Avg : Tk 229.35 , Sold 76.07 %

Quotations – This Week – (In Taka)

Broken	This Week	Last Week	Fannings	This week	Last Week	Dust	This week	Last Week
Best	240-270	245-280	Best	240-270	245-275	PD	200-252	227-255
Good	225-235	230-245	Good	225-235	230-240	RD	160-300	188-356
Medium	210-220	215-225	Medium	205-220	210-225	D	205-300	205-365
Plain	160-185	160-190	Plain	160-180	160-190	CD	190-370	185-364
BLF	160-170	160-175	BLF	160-170	160-175	BLF	160-215	160-200

Exchange Rates 27th May 2024 Sterling Pound: Tk. 148.8844, dollar: Tk. 116.8500

SOURCE : NATIONAL BROKERS LTD



TEA NEWS AROUND THE GLOBE



SILIGURI MARKET

SALE NO. 21 – SALE OF 25TH MAY 2024

1. MARKET DESCRIPTION :

- STRONG DEMAND.
- PRICES FOR ALL SORTS WERE FIRM TO DEARER WITH COMPETITION.
- INTERNAL BUYERS WERE THE MAINSTAY WITH SOME SUPPORT FROM EXPORTERS AND TRADITIONAL BLENDEES.

2. TOTAL AUCTION WEIGHTED AVERAGE (₹)

	2024-25			2023-24			UPTO SALE - 19		
	SALE - 19	SALE - 18	+/-	SALE - 19	SALE - 18	+/-	2024-25	2023-24	2022-23
LEAF	203.52	196.46	7.06	183.29	184.11	-0.82	200.45	183.70	199.00
DUST	190.77	187.77	3.00	177.36	172.44	4.92	195.14	178.93	188.32
TOTAL	201.44	195.27	6.17	182.67	182.74	-0.07	199.86	183.22	197.82

SOURCE: PARCON INDIA PVT LTD

GUWAHATI MARKET

SALE NO. 21 – SALE OF 24TH MAY 2024

1. MARKET DESCRIPTION :

- DEMAND: STRONG FOR BRIGHTER LIQUORING TEAS, FAIR FOR REMAINDER.
- GOOD/BEST ASSAMS WERE FULLY FIRM TO DEARER, BETTER MEDIUMS MOVED WELL WITH COMPETITION. MEDIUM AND COMMON SORTS REMAINED IRREGULAR AROUND LAST.
- PREMIUM DUSTS FOLLOWED A SIMILAR TREND AS LEAF HOWEVER REMAINING DUST GRADES EASED WITH FAIR WITHDRAWALS.
- HUL AND WESTERN INDIA BUYERS WERE ACTIVE FOR THE QUALITY SEGMENT.
- EXPORTERS LENT FAIR SUPPORT ON QUALITY BROKENS.
- INTERNAL BUYERS AND OTHER PACKETEERS OPERATED.

2. TOTAL AUCTION WEIGHTED AVERAGE (₹)

	2024-25			2023-24			UPTO SALE - 19		
	SALE - 19	SALE - 18	+/-	SALE - 19	SALE - 18	+/-	2024-25	2023-24	2022-23
CTC	220.43	212.94	7.50	195.13	186.98	8.15	226.93	200.02	199.22
DUST	201.33	203.25	-1.92	187.83	175.88	11.95	216.00	193.20	196.15
TOTAL	214.42	210.02	4.40	193.00	183.91	9.10	223.70	198.14	198.48

SOURCE: PARCON INDIA PVT LTD





TEA NEWS AROUND THE GLOBE

KOLKATA ORTHODOX / CTC MARKET

SALE NO. 21 – SALE OF 23RD MAY 2024

1. MARKET DESCRIPTION :

- STRONG DEMAND.
- WHOLE LEAF GRADES AND THE BROKENS SOLD AT FIRM TO DEARER RATES.
- BPS/BOP WERE IRREGULAR AROUND LAST TO AT TIMES LOWER.
- FANNINGS AND SECONDARY GRADES WERE READILY ABSORBED AT IRREGULAR RATES FOLLOWING QUALITY.
- EXPORTERS TO THE MIDDLE EAST AND CIS OPERATED.

2. TOTAL AUCTION WEIGHTED AVERAGE (₹)

	WHOLE LEAF		BROKENS		FANNINGS
	1ST LINE	2ND LINE	LARGER	SMALLER	LEAFY
BEST	430-500+	400-420+(N)	335-355+	320-360+	230-250
GOOD	400-430	380-400	310-330	300-320	200-230
MEDIUM	350-390	340-370	290-300+	260-290	140-180

1. MARKET DESCRIPTION :

- DEMAND – GOOD FOR LEAF AND FAIR FOR DUST.
- GOOD/BEST ASSAMS SOLD AT FULLY FIRM TO OCCASIONALLY DEARER RATES, ESPECIALLY FOR THE LARGER BROKENS. BETTER MEDIUM/MEDIUM SORTS WERE BARELY STEADY.
- DOOARS WERE AROUND LAST, BOTH ESTATES AND BOUGHT LEAF.
- LIQUORING DUSTS WERE WELL COMPETED FOR WHILST THE REMAINDER WERE EASIER AND WITNESSED SUBSTANTIAL WITHDRAWALS.
- WI AND EXPORTERS WERE ACTIVE WITH FAIR SUPPORT FROM HUL ON GOOD/BEST SORTS, WHILE TCPL WAS VERY SELECTIVE. OTHER INTERNAL BUYERS LESS FORCEFUL THIS WEEK.

2. TOTAL AUCTION WEIGHTED AVERAGE (₹)

	2024-25			2023-24			UPTO SALE - 19		
	SALE - 19	SALE - 18	+/-	SALE - 19	SALE - 18	+/-	2024-25	2023-24	2022-23
CTC	238.87	236.55	2.32	185.22	181.34	3.88	231.05	190.88	209.20
DUST	237.73	245.79	-8.06	206.36	205.51	0.85	245.63	211.65	223.79
TOTAL	238.53	239.34	-0.81	190.51	187.46	3.05	235.02	195.65	212.67



SOURCE: PARCON INDIA PVT LTD

UPCOMING AUCTION DETAILS

Auction No.	23		22	
Dates	11 th / 12 th June 2024		04 th / 05 th June 2024	
	No. of Lots	Qty – kg	No. of Lots	Qty – kg
Ex-Estate	787	825,674	833	882,800
Main Sale Total	9,449	4,496,464	10,927	5,337,249
High & Medium	1,641	761,337	1,837	887,766
Low Grown – Leafy	2,053	860,859	2,307	1,039,170
Low Grown – Semi Leafy	1,300	545,642	1,534	667,991
Low Grown Tippy	1,725	839,650	2,097	1,058,752
Premium / Flowery	308	49,311	343	57,998
Off Grades	1,916	971,753	2,288	1,141,952
Dust	506	467,912	521	483,620
Grand Total	10,236	5,322,138	11,760	6,220,049
Reprints	862	425,449	514	240,172
Total No. of Lots on Offer	10,236		11,760	
Total Quantity on Offer (kg)	5,322,138		6,220,049	



SCHEDULED CLOSING DATES

Auction No.	Date of Sale	Ex-Estate	Main Sale
24	18 th / 19 th June 2024	31/05/2024	31/05/2024
25	25 th / 26 th June 2024	06/06/2024	06/06/2024
26	02 nd / 03 rd July 2024	13/06/2024	13/06/2024

PROMPT DATES

Auction No.	Buyers	Sellers
22	11/06/2024	12/06/2024
23	18/06/2024	19/06/2024
24	25/06/2024	26/06/2024



ORDER OF SALE (SALE NO. 22 – 04TH & 05TH JUNE 2024)

Main Sale Order – 1 (Leafy / Semi Leafy / Tippy / Premium / 1A)	Main Sale Order – 2 (H & M / Off Grade / Dust)	Ex-Estate
FORBES & WALKER TEA BROKERS (PVT) LTD	EASTERN BROKERS. LTD.	EASTERN BROKERS. LTD.
JOHN KEELLS PLC	JOHN KEELLS PLC	MERCANTILE PRODUCE BROKERS (PVT) LTD
EASTERN BROKERS. LTD.	CEYLON TEA BROKERS PLC	FORBES & WALKER TEA BROKERS (PVT) LTD
LANKA COMMODITY BROKERS LTD	BARTLEET PRODUCE MARKETING (PVT) LTD	ASIA SIYAKA COMMODITIES PLC.
CEYLON TEA BROKERS PLC	ASIA SIYAKA COMMODITIES PLC.	LANKA COMMODITY BROKERS LTD
ASIA SIYAKA COMMODITIES PLC.	LANKA COMMODITY BROKERS LTD	CEYLON TEA BROKERS PLC
BARTLEET PRODUCE MARKETING (PVT) LTD	MERCANTILE PRODUCE BROKERS (PVT) LTD	BARTLEET PRODUCE MARKETING (PVT) LTD
MERCANTILE PRODUCE BROKERS (PVT) LTD	FORBES & WALKER TEA BROKERS (PVT) LTD	JOHN KEELLS PLC

[DB : HR / SG]





“

Life isn't about finding yourself. Life is about creating
yourself!

~ George Bernard Shaw

”