



TEA MARKET REPORT

JOHN KEELLS PLC

SALE NO.21 – 30TH / 31ST MAY 2023

ORDER OF SALE (SALE NO. 21 – 30TH / 31ST MAY 2023)

Main Sale Order – 1 (Leafy / Semi Leafy / Tippy / Premium / 1A)	Main Sale Order – 2 (H & M / Off Grade / Dust)	Ex-Estate
MERCANTILE PRODUCE BROKERS (PVT) LTD	FORBES & WALKER TEA BROKERS (PVT) LTD	CEYLON TEA BROKERS PLC
BARTLEET PRODUCE MARKETING (PVT) LTD	EASTERN BROKERS. LTD.	LANKA COMMODITY BROKERS LTD
LANKA COMMODITY BROKERS LTD	JOHN KEELLS PLC	ASIA SIYAKA COMMODITIES PLC.
JOHN KEELLS PLC	CEYLON TEA BROKERS PLC	FORBES & WALKER TEA BROKERS (PVT) LTD
CEYLON TEA BROKERS PLC	BARTLEET PRODUCE MARKETING (PVT) LTD	MERCANTILE PRODUCE BROKERS (PVT) LTD
EASTERN BROKERS. LTD.	ASIA SIYAKA COMMODITIES PLC.	EASTERN BROKERS. LTD.
ASIA SIYAKA COMMODITIES PLC.	LANKA COMMODITY BROKERS LTD	BARTLEET PRODUCE MARKETING (PVT) LTD
FORBES & WALKER TEA BROKERS (PVT) LTD	MERCANTILE PRODUCE BROKERS (PVT) LTD	JOHN KEELLS PLC



AUCTION DETAILS

Auction No.	21	
Dates	30 th / 31 st May 2023	
	No. of Lots	Qty – kg
Ex Estate	915	1,030,120
Main Sale Total	9,543	4,873,991
High & Medium	1,609	800,352
Low Grown - Leafy	2,157	911,590
Low Grown - Semi Leafy	1,518	688,484
Low Grown Tippy	1,396	685,580
Premium / Flowery	216	37,178
Off Grades	2,031	1,112,470
Dust	616	638,337
Grand Total	10,458	5,904,111
Reprints	1,003	530,966
Total No. of Lots Offered	10,458	
Total Quantity Offered (kg)	5,904,111	

PROMPT DATES

Auction No.	Buyers	Sellers
21	06/06/2023	07/06/2023



COMMENTS



The 1.0Mkg of Ex-Estate teas on offer met with lower demand. Select Best Western High Grown BOPs were easier, whilst the below best and plainer sorts declined. Best Western High Grown BOPFs were mostly easier, the below best and plainer sorts too were easier, and declined as the sale progressed. Nuwara Eliya BOPs were irregularly easier, the BOPFs were mostly unsold. Uda Pussellawa BOPs/BOPFs were easier, with a fair volume remaining unsold. Uva BOPs declined, the BOPF were easier. Low grown CTC BP1s were easier, the High and Medium sorts were irregularly lower. Low Grown CTC PF1s were firm to a little irregular at times, the high and medium types declined with some invoices remaining unsold due to lack of suitable bids.

The 2.3Mkg of Low Grown teas on offer met with lower demand. In the Leafy segment, OP/OPA's were substantially lower to last. OP1s met with irregularly lower demand. BOP1s were firm to lower. Well-made PEKs gained following quality, PEK1s were easier. In the Small Leaf segment, FBOPs were mostly firm. Well-made FF1 gained a few rupees, others continued with lower demand. FF varieties were lower to last. BOPF.SP, BOPF, BOP.SP and BOP grades met with lower interest. Improved interest was witnessed in the premium flowery teas for selected grades.

Turkey, Russia and the C.I.S countries lent fair support. Iran continued to be selective. Libya and Iraq were active.



MARKET DESCRIPTION

Western Teas

Select best BOPs eased Rs.50/- to Rs.100/-, below best and plainer sorts too declined by a similar margin. Select best BOPFs were easier by Rs.50/- to Rs.80/-, below best and plainer sorts too were easier by Rs.50/- to Rs.100/- and declined further as the sale progressed. Medium BOPs declined by Rs.80/- to Rs.100/-, the BOPFs followed a similar trend.

Nuwara Eliya Teas

BOPs were irregularly lower, the BOPFs too were mostly remaining unsold.

Uva Teas

Uva BOPs declined by Rs.50/- to Rs.80/-, the BOPFs too were easier by Rs.50/- to Rs.100/-. Uda Pussellawa BOPs declined Rs.100/- and more , the BOPFs too were easier by Rs.50/- to Rs.80/-.

CTC Teas

Low Grown CTC BP1s were substantially easier, the High and Medium sorts were tending irregular. Low Grown CTC PF1s were barely steady, the High and Medium sorts were easier by Rs.50/- to Rs.80/-.

QUOTATIONS

	BOP – RS.	BOPF – RS.
Good Westerns	920 – 1180	1020 – 1180
Average Westerns	800 – 900	860 – 1000
Plainer Westerns	700 – 790	740 – 850
Western Mediums	700 – 1120	690 – 880
Uva Teas	690 – 940	720 – 940
Nuwara Eliya Teas	890 – 980	NQ
Uda Pussellawa Teas	790 – 920	700 – 820
CTC (BP1 and PF1)	750 – 980	670 – 1180





MARKET DESCRIPTION

Low Grown

Select best wiry OP1s were firm to dearer, best types met with irregular demand, bolder types declined by Rs.100/- to Rs.150/-, secondaries were on firm levels. Better twisted OPs declined by Rs.100/- to Rs.150/-, best types too were mostly lower, secondary poorer sorts, however met with fair demand. OPAs followed a similar trend as OPs. Well-made BOP1s were mostly firm, others declined irregularly. Select best Pekoes along with the heavy bold Pekoe invoices were firm, others were mostly lower. Shotty Pekoe1s met with irregular demand, reducers were mostly lower.

Select best and best BOPs were firm, below best and secondary types were lower by Rs.30/- to Rs.40/- and more following quality. BOP.SP.s and BOPF.SP.s met with lower demand. BOPFs followed a similar trend. Well-made select best and best FBOPF1s were firm to dearer by a few rupees, below best types were lower by Rs.30/- to Rs.40/- and more following quality, secondary types were firm on last levels. Well-made FBOPs in the select best category were firm, best and below best types too were firm, secondary types were lower. FBOPF varieties met with lower demand. Selected Premium Flowery teas met with improved demand, others were firm.

Off Grades

Select best FGS1s declined by Rs.40/- to Rs.60/-, others were easier by Rs.10/- to Rs.20/-. Select best and best BMs were firm, below best and poorer types were easier by Rs.10/- to Rs.20/-. All BPs declined by Rs.40/- to Rs.60/-. Select best BOP1As were lower by Rs.50/- to Rs.80/-, best types maintained on last levels, below best types were dearer by Rs.30/- to Rs.60/-, poorer sorts were firm on last levels.

Dust

Select best and best Dust1s were lower by Rs.80/- to Rs.100/- and more at times as the sale progressed, below best and poorer sorts depreciated Rs.60/- to Rs.80/-. High and Medium CTCs were lower by Rs.50/- to Rs.80/-. Low Grown CTCs declined by Rs.60/- to Rs.80/-. Low Grown Dust/ Dust1s were dearer by Rs.20/-.



QUOTATIONS

	Select Best	Best	Below Best	Others
LIQUORING				
DUST-1	900.00 - 1400.00	850.00 - 890.00	790.00 - 840.00	600.00 - 780.00
OFF GRADES				
FGS1	820.00 - 880.00	780.00 - 810.00	700.00 - 770.00	550.00 - 690.00
FGS	700.00 - 780.00	640.00 - 690.00	590.00 - 630.00	550.00 - 590.00
LOW GROWNS				
FBOPF / FFSP / FFEXSP	2000.00 - 3500.00	1500.00 - 1900.00	1200.00 - 1450.00	1000.00 - 1150.00
BOP	1500.00 - 2400.00	1300.00 - 1450.00	1000.00 - 1200.00	800.00 - 980.00
BOPSP	1200.00 - 2100.00	1000.00 - 1150.00	880.00 - 980.00	750.00 - 850.00
BOPF	1100.00 - 1700.00	900.00 - 1050.00	820.00 - 880.00	700.00 - 800.00
FBOPF1	1200.00 - 1420.00	1080.00 - 1180.00	900.00 - 1060.00	800.00 - 890.00
FBOP	1600.00 - 2250.00	1300.00 - 1550.00	1000.00 - 1250.00	800.00 - 950.00
BOP1	1700.00 - 2450.00	1500.00 - 1650.00	1050.00 - 1350.00	900.00 - 1000.00
OP1	2600.00 - 3200.00	1650.00 - 2300.00	1400.00 - 1500.00	1050.00 - 1200.00
OP	1250.00 - 1650.00	1150.00 - 1250.00	900.00 - 1000.00	850.00 - 900.00
OPA	1200.00 - 1700.00	1050.00 - 1150.00	900.00 - 1000.00	800.00 - 880.00
PEKOE	1600.00 - 2300.00	1300.00 - 1550.00	1000.00 - 1200.00	800.00 - 950.00
PEKOE1	1600.00 - 2200.00	1300.00 - 1550.00	1150.00 - 1250.00	800.00 - 1000.00
DUST / DUST1	800.00 - 1100.00	770.00 - 790.00	740.00 - 760.00	660.00 - 730.00



- **Top Prices**
- **Colombo Auction Averages**
- **All Brokers Private Sale Figures**



WESTERN HIGH			
BOP		Wattegodde	1160.00
		Great Western	1160.00
		Bearwell	1160.00
BOPSP		Holyrood	1180.00
BOPF/BOPFSP		Bearwell	1180.00
FBOP/FBOP1	*	Venture	1380.00
FBOPF/FBOPF1	*	Venture	1040.00
		Inverness	1040.00
BOP1		Torrington	960.00
OP/OPA	*	St Andrews	1080.00
	*	Inverness	1080.00
OP1	*	Venture	1180.00
PEKOE/PEKOE1		Somerset	1530.00

WESTERN MEDIUM			
BOP		Hulangala	1180.00
BOPSP		Windsorforest	1020.00
BOPF/BOPFSP		Dartry Valley	1120.00
FBOP/FBOP1		Craighead	2200.00
FBOPF/FBOPF1		Dartry Valley	1320.00
BOP1		Harangalla	1750.00
OP/OPA		Harangalla	1200.00
OP1		New Rothschild	1550.00
PEKOE/PEKOE1		Harangalla	1900.00

UDA PUSSELLAWA			
BOP		Kirklees	890.00
BOPSP		Luckyland	920.00
		Kirklees	920.00
BOPF/BOPFSP		Luckyland	820.00
		Mooloya	820.00
FBOP/FBOP1		Gampaha	1200.00
FBOPF/FBOPF1		Gampaha	1040.00
BOP1		Alma	1180.00
OP/OPA		Delmar	980.00
OP1		Gampaha	1260.00
PEKOE/PEKOE1		Alma	1550.00

UVA HIGH			
BOP		Bandaraeliya	940.00
		Aislabay	940.00
BOPSP		Ranaya	1000.00
BOPF/BOPFSP		Bandaraeliya	870.00
FBOP/FBOP1		Uva Highlands	1320.00
FBOPF/FBOPF1		Craig	980.00
BOP1		Ranaya	1700.00
OP/OPA		Spring Valley	1000.00
OP1		Craig	1460.00
PEKOE/PEKOE1		Craig	1420.00

UVA MEDIUM			
BOP		Dickwella	890.00
BOPSP		Demodera 'S'	1040.00
BOPF/BOPFSP	*	Halpewatte Uva	1220.00
FBOP/FBOP1		Halpewatta Uva	1440.00
FBOPF/FBOPF1		High Spring	1380.00
BOP1	*	Telbedde	1650.00
OP/OPA	*	Telbedde	1020.00
OP1		Tinioya	1500.00
PEKOE/PEKOE1		Misty-Uva	1420.00

CTC HIGH			
PF1		Ulugedara CTC	1020.00
BP1		-	
BPS		Dunsinane CTC	900.00
OF		-	

CTC MEDIUM			
PF1	*	Donside CTC	1080.00
BP1		Donside CTC	880.00
BPS		Donside CTC	1060.00
OF		-	

NUWARA ELIYA			
BOP		Mahagastotte	980.00
BOPSP		Kenmare	1000.00
BOPF/BOPFSP		-	
FBOP/FBOP1		Court Lodge	1500.00
OP/OPA		Kenmare	860.00
PEKOE/PEKOE1	*	Kenmare	1220.00

CTC LOW			
PF1		Kalubowitiyana CTC	1180.00
BP1	*	Kaublowitiyana CTC	980.00
BPS		Lantern Hill CTC	740.00
OF		Peakwatta CTC	720.00



TOP PRICES (SALE NO. 21 – 30TH / 31ST MAY 2023)



LOW			
BOP		Wathurawila	2400.00
BOPSP		Suduwelipothahena Super	2100.00
BOPF		Pothotuwa	1700.00
BOPFSP		Golden Garden	1200.00
FBOP		Sithaka	2250.00
FBOP1		Sithaka	1550.00
FBOPF		Hidellana	1200.00
FBOPF1		Pothotuwa	1420.00
BOP1		Hidellana	2450.00
		Pothotuwa	2450.00
		Sithaka	2450.00
OP1		Pothotuwa	3200.00
OP		Green Lanka	1650.00
	*	New Deniyaya	1440.00
OPA		Magedara	1700.00
PEKOE		Lumbini	2300.00
		Liyonta	2300.00
PEKOE1		Galatara	2200.00
		Hidellana	2200.00

PREMIUM			
FBOPFSP		Moragalla 'A1'	1950.00
FBOPFEXSP		Nilgiri	4600.00
FBOPFEXSP1	*	Nildiya Valley	3500.00

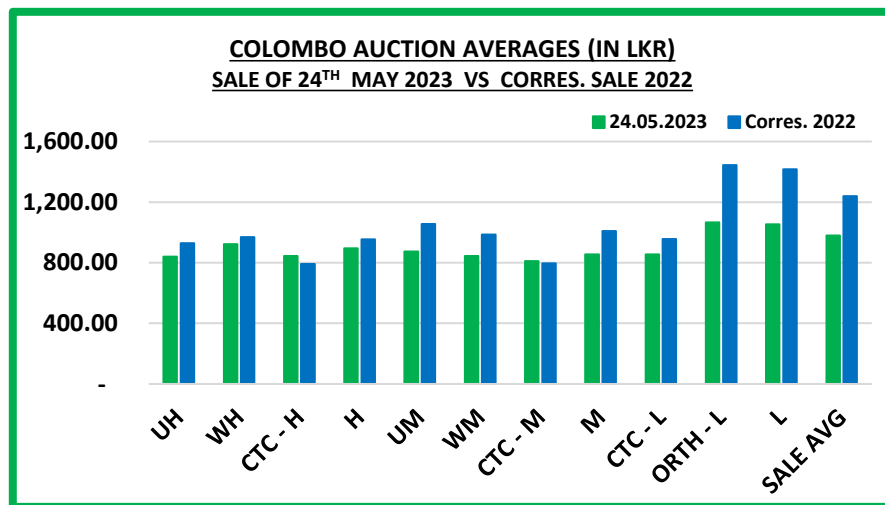
DUST			
DUST1		Wattegodde	1400.00
P.DUST	*	Hingalgoda CTC	1080.00

OFF GRADES			
FNGS/FNGS1		Mattakelle	880.00
		Holyrood	880.00
PFNGS	*	Strathdon CTC	810.00
BM		Gunawardena	880.00
BP		Hidellana	980.00
BOP1A		Chandrika Estate	1380.00

**** MORE THAN ONE TOP PRICE OBTAINED**
*** TEAS SOLD BY JOHN KEELLS PLC**
+ ALL TIME RECORD PRICE
++ ALL TIME RECORD PRICE EQUALED



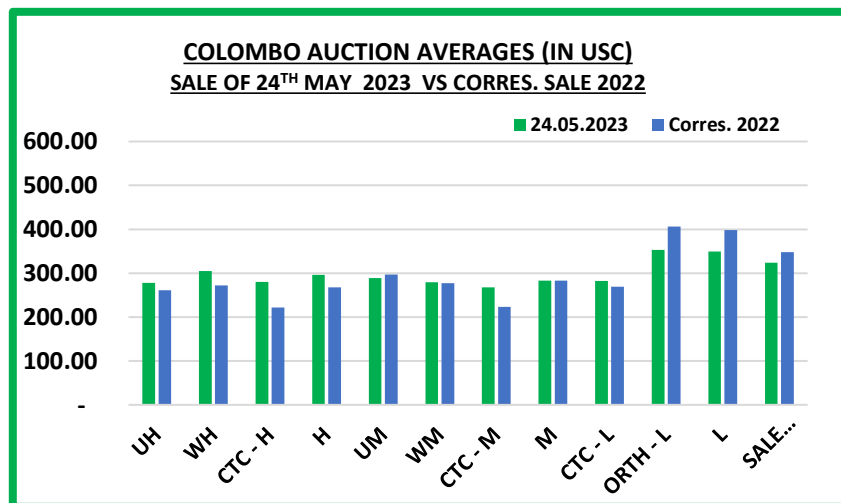
COLOMBO AUCTION AVERAGES



	Sale of 17/05/2023 In LKR	Sale of 24/05/2023 In LKR	Corres. 2022 In LKR
Uva High Grown	929.84	839.51	928.54
Western High Grown	994.93	922.36	968.83
CTC High Grown	860.88	845.28	790.96
Summary of High Grown	971.43	894.63	954.81
Uva Medium Grown	953.67	874.54	1056.68
Western Medium Grown	914.62	844.84	986.49
CTC Medium Grown	834.83	810.76	795.25
Summary of Medium Grown	928.28	855.05	1009.50
CTC Low Grown	911.26	854.02	957.43
Orthodox Low Grown	1160.03	1065.70	1444.97
Summary of Low Grown	1146.25	1054.04	1416.69
TOTAL SALE AVERAGE	1067.57	980.64	1239.57



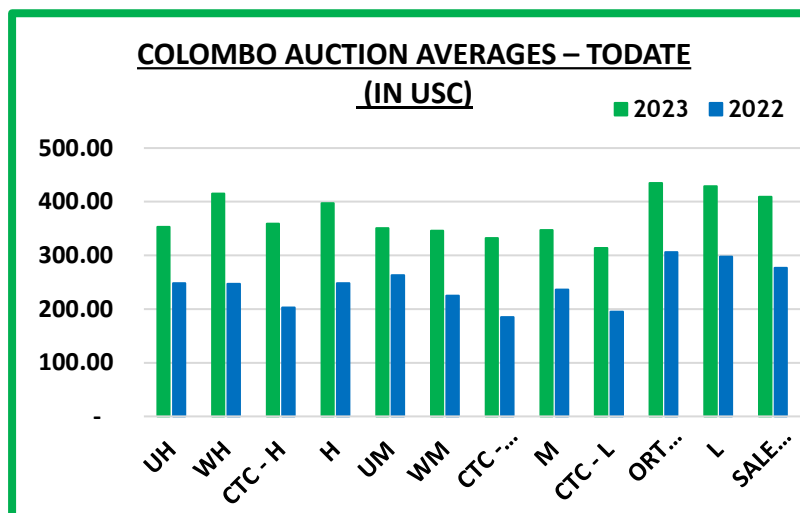
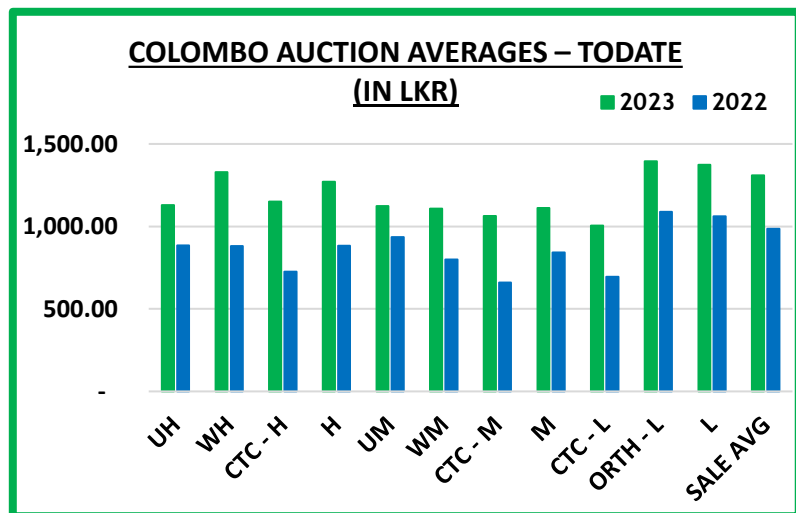
COLOMBO AUCTION AVERAGES



	Sale of 17/05/2023 In USC	Sale of 24/05/2023 In USC	Corres. 2022 In USC
Uva High Grown	305	278	261
Western High Grown	326	305	272
CTC High Grown	282	280	222
Summary of High Grown	318	296	268
Uva Medium Grown	313	289	297
Western Medium Grown	300	279	277
CTC Medium Grown	274	268	223
Summary of Medium Grown	304	283	283
CTC Low Grown	299	282	269
Orthodox Low Grown	380	353	406
Summary of Low Grown	376	349	398
TOTAL SALE AVERAGE	350	324	348



COLOMBO AUCTION AVERAGES



January to Date (Sale No.20)	2023 LKR	2022 LKR	2023 USC	2022 USC
Uva High Grown	1130.04	884.34	353	248
Western High Grown	1328.66	881.20	415	247
CTC High Grown	1150.72	724.98	359	203
Summary of High Grown	1270.86	882.16	397	248
Uva Medium Grown	1123.30	935.60	351	263
Western Medium Grown	1106.95	800.00	346	225
CTC Medium Grown	1063.89	658.93	332	185
Summary of Medium Grown	1112.08	841.96	347	236
CTC Low Grown	1004.83	695.60	314	195
Orthodox Low Grown	1394.63	1088.94	435	306
Summary of Low Grown	1372.79	1060.94	429	298
TOTAL SALE AVERAGE	1310.15	986.47	409	277



COLOMBO AUCTION AVERAGES

FROM 01 ST TO 24 TH MAY 2023	LKR
Uva High Grown	965.51
Western High Grown	1063.55
Summary of High Grown	1030.09
Uva Medium Grown	962.51
Western Medium Grown	930.14
Summary of Medium Grown	941.56
Summary of Low Grown	1141.41
TOTAL SALE AVERAGE	1080.31



ALL BROKERS PRIVATE SALE FIGURES (FOR THE PERIOD – 22ND TO 27TH MAY 2023)

	WEEKLY	TODATE
High & Medium	67,436.50	904,585.89
Low	7,985.00	228,042.95
Green Tea	45,419.00	709,810.25
Organic Tea	21,175.00	253,588.36
BMF	30,150.00	972,390.00
Direct Sales	-	-
Forward Contract	58,860.00	1,249,928.00





- **Crop and Weather**
- **Crop Figures**
- **Tea News**

CROP AND WEATHER - FOR THE PERIOD OF – 22ND TO 28TH MAY 2023



Western

Bright mornings with evening showers were experienced throughout the week in Dickoya, Agarapatana and Bogowantalawa.



Nuwara Eliya

Bright weather was recorded throughout the week in Nuwara Eliya and Kandapola districts.



Uva

Sunny weather conditions were reported throughout the day in Lunugala, Badulla and Haputale.



Low Grown

Bright weather with occasional showers were experienced throughout the week in the Galle district whilst, Bright weather was recorded throughout the day in Rathnapura and Deniyaya districts.



Crop

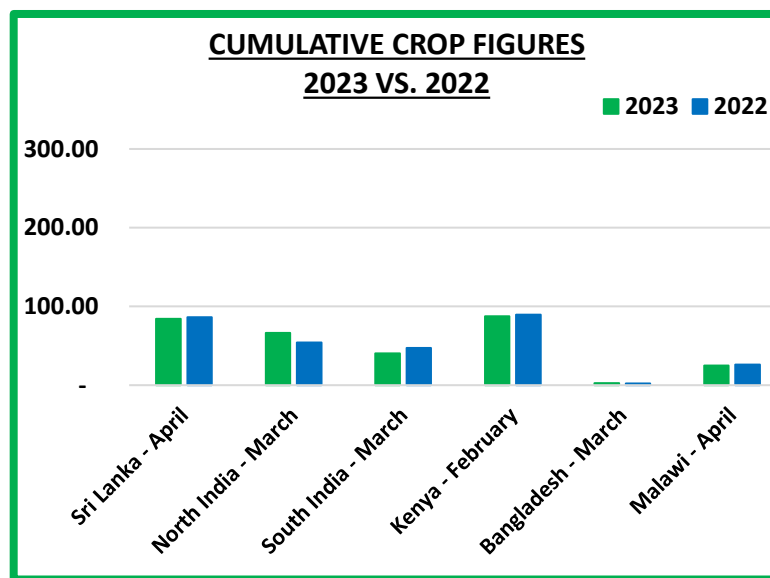
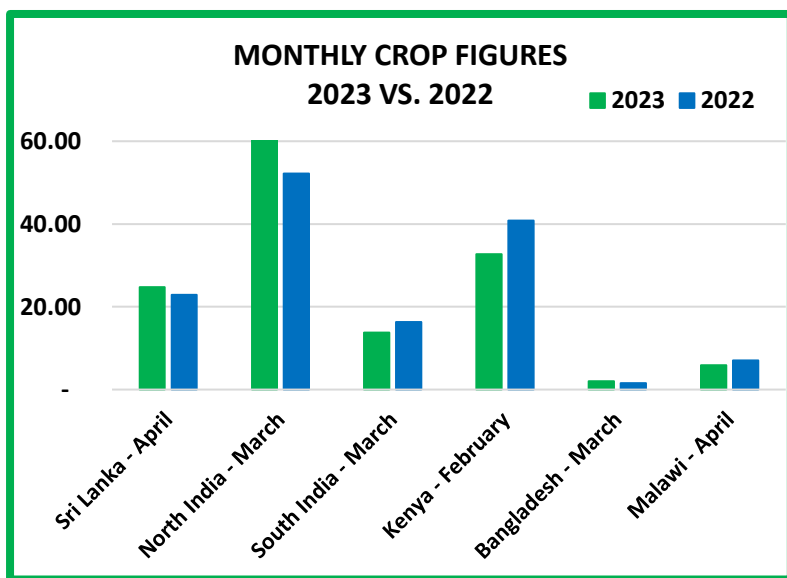
All regions reported a slight decline in the crop intake.



CROP FIGURES OF MAJOR PRODUCING & EXPORTING COUNTRIES

Country	Month	2023	2022	Cumulative + Inc. / Dec.	Cumulative	2023	2022	Cumulative + Inc. / Dec.
Sri Lanka	April	24.72	22.90	+ 1.82	Upto April	84..08	86.23	- 2.15
North India	March	63.38(E)	52.19	+ 11.19	Upto March	66.43(E)	54.05	+ 12.38
South India	March	13.75(E)	16.29	- 2.54	Upto March	40.35(E)	47.13	- 6.78
Kenya	February	32.73	40.82	- 8.09	Upto February	87.64	89.50	- 1.86
Bangladesh	March	2.05	1.58	+ 0.47	Upto March	2.46	2.12	+ 0.34
Malawi	April	5.90	7.07	- 1.17	Upto April	24.99	25.97	- 0.98

(E) - Estimated



TEA NEWS AROUND THE GLOBE

MOMBASA MARKET

SALE NO. 22 – SALE OF 29TH, 30TH & 31ST MAY 2023

Lower demand with prices at irregularly easier levels for the 231,219 packages (15,475,701.00 kilos) on offer; 36.29% were neglected.

OFFERINGS

Leaf Grades	-	122,120 packages (8,012,169.00 kilos) – 42.06% unsold.
Dust Grades	-	79,760 packages (5,964,374.00 kilos) – 33.30% unsold.
Secondary Grades	-	29,339 packages (1,499,158.00 kilos) – 20.45% unsold.

MARKETS

Egyptian Packers, Yemen and **other Middle Eastern countries** maintained activity while **Bazaar, Pakistan Packers** and **Afghanistan** showed less enquiry. **UK** were active but showed selective interest following quality with reduced support from **Russia. Kazakhstan, other CIS states, Iran** and **Sudan** were quiet. **Local Packers** showed less interest while **Somalia** maintained activity at the lower end of the market.

LEAF GRADES (M2)

BP1:

Best – Were firm to USC14 below last levels where sold.

Brighter – Steady at reserve prices to USC8 easier.

Mediums – A few KTDA medium teas were steady at previous levels while many remained unsold. Plantation mediums were firm to USC6 dearer with select invoices advancing by USC12.

Lower Medium – Were irregularly easier by up to USC24.

Plainer – Shed up to USC18 but a few gained up to USC16.

PF1:

Best – Irregular ranging between steady to USC20 dearer to easier by up to USC17.

Brighter – Varied between firm to USC2 dearer to easier by up to USC6.

Mediums – KTDA mediums were mostly steady at reserve levels but a few teas advanced by up to USC6 while plantation mediums lost up to USC22.

Lower Medium – Were irregular and varied between firm to USC19 dearer to USC20 below previous levels.

Plainer – Saw irregular interest with some lines appreciating by up to USC10 while more teas were firm to easier by up to USC21.

DUST GRADES (M1)

PDUST:

Best – Saw irregular interest ranging between firm to USC16 dearer with select invoices advancing by up to USC30 to USC8 below previous levels.

Brighter – Were steady to dearer by up to USC6.

Mediums – KTDA mediums were irregular and varied between firm to USC6 dearer to easier by a similar margin while plantation mediums were steady to USC8 below last prices.

Lower Medium – Ranged between USC16 dearer to easier by up to USC12.

Plainer – Were irregular varying between firm to USC23 dearer to easier by up to USC16.



TEA NEWS AROUND THE GLOBE



MOMBASA MARKET – Continued ;

DUST1:

Best – Were mostly easier by up to USC10 but a few teas advanced by up to USC3.

Brighter – Varied between steady to USC4 dearer to easier by up to USC8.

Mediums – KTDA mediums were irregular at firm to USC12 dearer to easier by up to USC9 with a number of lines neglected. Plantation mediums ranged between steady to USC16 dearer to easier by up to USC22.

Lower Medium – Varied between USC12 dearer to USC18 below last prices.

Plainer – Met improved competition at steady to dearer by up to USC27.

SECONDARY GRADES (S1)

In the Secondary Catalogues, **BP**s eased with **PF**s firm. Clean well sorted coloury **Fannings** held value with **similar DUSTs** steady. **Other Fannings** sold at about previous rates while **DUSTs** were firm. **BMF**s were readily absorbed.

QUOTATIONS	BP1 – USC	PF1 – USC
Best	255 – 300	262 – 316
Good	255 – 257	262 – 270
Good Medium	255 – 255	262 – 272
Medium (KTDA)	250 – 250	244 – 262
Medium (Plantations)	170 – 196	174 – 212
Lower Medium	120 – 182	111 – 194
Plainer	074 – 152	070 – 158

AUCTION	KENYA 2022 \$	KENYA 2023 \$	TOTAL 2022 \$	TOTAL 2023 \$
18	2.47	2.32	2.32	2.12
19	2.40	2.33	2.24	2.15
20	2.36	2.23	2.25	2.08

SOURCE : AFRICA TEA BROKERS LTD.



TEA NEWS AROUND THE GLOBE



CHITTAGONG MARKET

SALE NO.06 – 29TH MAY 2023

CTC LEAF: 36,179 packages of Current Season teas on offer met with fairly good demand which slackened towards the end.

BROKEN: A few improved invoices were well competed for and were generally dearer whilst good/ mediums were about steady. However, plain varieties saw a little less demand and were easier with more withdrawals. BLF teas saw a fair demand at around last but there were withdrawals.

FANNINGS: A few brighter liquoring teas were a slightly dearer market following competition whilst all others eased further in line with quality and there were more withdrawals in this category. BLF teas saw a fair demand at around last but there were withdrawals.

CTC DUST: 9,630 packages of Current Season teas on offer met with good demand. Good liquoring Dusts sold at around last levels. Their mediums were irregularly easier closely following quality. Plain/BLF Dusts also met with lower demand and faced more withdrawals compared to last. Blenders lent good support along with fair support from the Loose tea buyers.

COMMENTS: Market commenced on a fairly strong note with prices generally firm to touch dearer for improved invoices. However, other varieties saw lesser demand with easing rates and more withdrawals. Blenders were little more active this week particularly for the better teas. There was a limited interest from the Loose tea buyers.

With the advent of better liquoring teas, plainer varieties were discounted further and there were heavy withdrawals owing to lack of interest from the buyers.

Dusts were an easier market.

Our catalogue: (Sale 06) Avg: Tk 217.75, Sold 66.4 % , (Sale 05) Avg: Tk 216.56, Sold 71.7 %

Quotations – This Week – (In Taka)

Brokens	This Week	Last Week	Fannings	This week	Last Week	Dust	This week	Last Week
Best	225-240 nom	225-230 nom	Best	220-230 nom	220-225 nom	PD	180-232	208-238
Good	210-220	212-222	Good	208-213	210-218	RD	180-315	184-275
Medium	200-205	200-208	Medium	200-205	200-207	D	210-314	200-300
Plain	175-190	180-190	Plain	175-190	175-185	CD	228-380	230-272
BLF	130-145	130-148	BLF	130-145	130-148	BLF	140-205	140-205

Exchange Rates 29th May 2023 Sterling Pound: Tk. 130.9047, dollar: Tk. 106.0000

SOURCE : NATIONAL BROKERS LTD



TEA NEWS AROUND THE GLOBE



SILIGURI MARKET

SALE NO. 21 – SALE OF 26TH MAY 2023

1. MARKET DESCRIPTION :

- DEMAND – GOOD FOR QUALITY AND THOUGH FAIR FOR REMAINDER, DIPPED ON DAY TWO FOR LOWER MEDIUM AND PLAINER SORTS.
- LEVELS WERE AROUND LAST.
- DOMESTIC SECTION WAS ACTIVE WITH SOME SUPPORT FROM TRADITIONAL BLENDERS. EXPORTERS WERE RATHER SELECTIVE.
- OUT LOT PERCENTAGE TO DATE IS LOWER WHEN COMPARED WITH THE CORRESPONDING PERIOD OF LAST YEAR.

2. TOTAL AUCTION WEIGHTED AVERAGE (₹)

	2023-24			2022-23			UPTO SALE - 21		
	SALE - 21	SALE - 20	+/-	SALE - 21	SALE - 20	+/-	2023-24	2022-23	2021-22
CTC	183.29	184.11	-0.81	181.92	174.67	7.25	183.70	199.00	209.15
DUST	177.36	172.44	4.92	177.16	170.21	6.94	178.93	188.32	193.00
TOTAL	182.67	182.74	-0.07	181.34	174.14	7.20	183.22	197.82	207.34

SOURCE: PARCON INDIA PVT LTD

GUWAHATI MARKET

SALE NO. 21 – SALE OF 26TH MAY 2023

1. MARKET DESCRIPTION :

- FAIR DEMAND.
- SELECT IMPROVED TEAS APPRECIATED WITH COMPETITION. REMAINDER SOLD AROUND LAST LEVELS AND ALSO FACED SOME WITHDRAWALS.
- WESTERN INDIA BUYERS OPERATED ON IMPROVED QUALITY.
- HUL OPERATED WHILE TCPL WAS SELECTIVE.
- INTERNAL MAINSTAY WHILE EXPORTERS OPERATED ON BOLDER BROKENS AT LOWER LEVELS.

2. TOTAL AUCTION WEIGHTED AVERAGE (₹)

	2023-24			2022-23			UPTO SALE - 21		
	SALE - 21	SALE - 20	+/-	SALE - 21	SALE - 20	+/-	2023-24	2022-23	2021-22
CTC	195.13	186.98	8.15	180.24	179.87	0.37	200.02	199.22	211.47
DUST	187.83	175.88	11.95	166.20	176.40	-10.20	193.20	196.15	202.10
TOTAL	193.00	183.91	9.10	176.20	178.92	-2.72	198.14	198.48	208.94

SOURCE: PARCON INDIA PVT LTD





TEA NEWS AROUND THE GLOBE

KOLKATA ORTHODOX / CTC MARKET

SALE NO. 21 – SALE OF 25TH MAY 2023

1. Market Description :

- DEMAND - GOOD AND IMPROVED OVER LAST WEEK.
- LEVELS WERE IRREGULAR AROUND LAST. FEW WHOLE LEAF AND BROKENS AT TIMES APPRECIATED FOLLOWING QUALITY.
- BROKENS SAW SOME OUTLOTS, PARTICULARLY THE SMALLER VARIETY.
- SECONDARIES CONTINUED TO ELICIT GOOD ENQUIRY.
- EXPORTERS TO THE CIS AND MIDDLE EAST OPERATED.

	WHOLE LEAF		BROKENS		FANNINGS
	1ST LINE	2ND LINE	LARGER	SMALLER	LEAFY
BEST	260-310+	250-280	240-270+	210+(N)	150-160+(N)
GOOD	230-250	220-240	210-230	175-200	130-145
MEDIUM	200-225	190-210	170-200	150-170	115-130

1. Market description :

- DEMAND: IMPROVED, PARTICULARLY FOR THE DUST CATEGORY
- SELECT BEST ASSASMS WERE AROUND LAST. REMAINDER WERE IRREGULAR AND TENDED EASIER WITH SOME WITHDRAWALS.
- DOOARS WERE READILY ABSORBED AROUND THE LAST LEVEL.
- LIQUORING DUSTS WERE FIRM WHILST THE REMAINDER TENDED LOWER.
- WI OPERATED WITH SUPPORT FROM MAJOR BLENDERS, EXPORTERS AND INTERNAL TRADE.
- HUL WAS FAIRLY ACTIVE IN THE DUST SEGMENT..

2. TOTAL AUCTION WEIGHTED AVERAGE (₹)

	2023-24			2022-23			UPTO SALE - 21		
	SALE - 21	SALE - 20	+/-	SALE - 21	SALE - 20	+/-	2023-24	2022-23	2021-22
CTC	185.22	181.34	3.88	186.15	196.89	-10.74	190.88	209.20	219.34
DUST	206.36	205.51	0.85	192.74	207.95	-15.20	211.65	223.79	214.10
TOTAL	190.51	187.46	3.05	188.00	199.67	-11.67	195.65	212.67	218.02

SOURCE: PARCON INDIA PVT LTD



UPCOMING AUCTION DETAILS

Auction No.	23		22	
Dates	13 th / 14 th June 2023		06 th / 07 th June 2023	
	No. of Lots	Qty – kg	No. of Lots	Qty – kg
Ex-Estate	943	1,087,040	916	1,048,014
Main Sale Total	11,301	5,878,754	11,498	5,898,695
High & Medium	1,831	899,467	1,891	936,920
Low Grown – Leafy	2,553	1,173,251	2,462	1,083,363
Low Grown – Semi Leafy	1,683	763,960	1,798	830,655
Low Grown Tippy	1,749	863,697	1,828	900,894
Premium / Flowery	241	43,999	244	43,040
Off Grades	2,542	1,397,482	2,557	1,367,269
Dust	702	736,898	718	736,554
Grand Total	12,244	6,965,794	12,414	6,946,709
Reprints	1,593	877,589	1,477	796,548
Total No. of Lots on Offer	12,244		12,414	
Total Quantity on Offer (kg)	6,965,794		6,946,709	



SCHEDULED CLOSING DATES

Auction No.	Date of Sale	Ex-Estate	Main Sale
24	20 th / 21 st June 2023	01/06/2023	01/06/2023
25	27 th / 28 th June 2023	08/06/2023	08/06/2023
26	04 th / 05 th July 2023	15/06/2023	15/06/2023

PROMPT DATES

Auction No.	Buyers	Sellers
22	13/06/2023	14/06/2023
23	20/06/2023	21/06/2023
24	27/06/2023	28/06/2023



ORDER OF SALE (SALE NO. 22 – 06TH / 07TH JUNE 2023)

Main Sale Order – 1 (Leafy / Semi Leafy / Tippy / Premium / 1A)	Main Sale Order – 2 (H & M / Off Grade / Dust)	Ex-Estate
BARTLEET PRODUCE MARKETING (PVT) LTD	EASTERN BROKERS. LTD.	ASIA SIYAKA COMMODITIES PLC.
LANKA COMMODITY BROKERS LTD	JOHN KEELLS PLC	FORBES & WALKER TEA BROKERS (PVT) LTD
JOHN KEELLS PLC	CEYLON TEA BROKERS PLC	EASTERN BROKERS. LTD.
CEYLON TEA BROKERS PLC	BARTLEET PRODUCE MARKETING (PVT) LTD	CEYLON TEA BROKERS PLC
EASTERN BROKERS. LTD.	ASIA SIYAKA COMMODITIES PLC.	JOHN KEELLS PLC
ASIA SIYAKA COMMODITIES PLC.	LANKA COMMODITY BROKERS LTD	LANKA COMMODITY BROKERS LTD
FORBES & WALKER TEA BROKERS (PVT) LTD	MERCANTILE PRODUCE BROKERS (PVT) LTD	BARTLEET PRODUCE MARKETING (PVT) LTD
MERCANTILE PRODUCE BROKERS (PVT) LTD	FORBES & WALKER TEA BROKERS (PVT) LTD	MERCANTILE PRODUCE BROKERS (PVT) LTD

[DB : HR / SG]





“

Tell me and I forget. Teach me and I remember. Involve
me and I learn.

– Benjamin Franklin

”