



# TEA MARKET REPORT

## JOHN KEELLS PLC

**SALE NO.22 – 06<sup>TH</sup> / 07<sup>TH</sup> JUNE 2023**



# ORDER OF SALE (SALE NO. 22 – 06<sup>TH</sup> / 07<sup>TH</sup> JUNE 2023)

Main Sale Order – 1 (Leafy / Semi Leafy / Tippy / Premium / 1A)	Main Sale Order – 2 (H & M / Off Grade / Dust)	Ex-Estate
BARTLEET PRODUCE MARKETING (PVT) LTD	EASTERN BROKERS. LTD.	ASIA SIYAKA COMMODITIES PLC.
LANKA COMMODITY BROKERS LTD	<b>JOHN KEELLS PLC</b>	FORBES & WALKER TEA BROKERS (PVT) LTD
<b>JOHN KEELLS PLC</b>	CEYLON TEA BROKERS PLC	EASTERN BROKERS. LTD.
CEYLON TEA BROKERS PLC	BARTLEET PRODUCE MARKETING (PVT) LTD	CEYLON TEA BROKERS PLC
EASTERN BROKERS. LTD.	ASIA SIYAKA COMMODITIES PLC.	<b>JOHN KEELLS PLC</b>
ASIA SIYAKA COMMODITIES PLC.	LANKA COMMODITY BROKERS LTD	LANKA COMMODITY BROKERS LTD
FORBES & WALKER TEA BROKERS (PVT) LTD	MERCANTILE PRODUCE BROKERS (PVT) LTD	BARTLEET PRODUCE MARKETING (PVT) LTD
MERCANTILE PRODUCE BROKERS (PVT) LTD	FORBES & WALKER TEA BROKERS (PVT) LTD	MERCANTILE PRODUCE BROKERS (PVT) LTD



## AUCTION DETAILS

Auction No.	22	
Dates	06 <sup>th</sup> / 07 <sup>th</sup> June 2023	
	No. of Lots	Qty – kg
Ex Estate	916	1,048,014
Main Sale Total	11,498	5,898,695
High & Medium	1,891	936,920
Low Grown - Leafy	2,462	1,083,363
Low Grown - Semi Leafy	1,798	830,655
Low Grown Tippy	1,828	900,894
Premium / Flowery	244	43,040
Off Grades	2,557	1,367,269
Dust	718	736,554
Grand Total	12,414	6,946,709
Reprints	1,477	796,548
<b>Total No. of Lots Offered</b>	<b>12,414</b>	
<b>Total Quantity Offered (kg)</b>	<b>6,946,709</b>	

## PROMPT DATES

Auction No.	Buyers	Sellers
22	13/06/2023	14/06/2023



# COMMENTS



The Auction averages for the month of May 2023 recorded at Rs.1,055.45, is a decline of Rs.269.50 in comparison to May 2022 which was at Rs.1,324.95. When analyzing the respective elevations, it was noted that all three elevations recorded negative variances. The High Grown recorded an average of Rs.996.79 which is a negative variance of Rs.56.28 in comparison to Rs.1,053.07 in May last year. The Medium Grown recorded a negative variance of Rs.174.18 with an average of Rs.924.84 when compared to Rs.1,099.02 in May 2022. Similarly, the Low Grown recorded a negative variance of Rs.386.19 with an average of Rs.1,120.52 in comparison to Rs.1,506.71 in May last year.

The 1.0Mkg of Ex-Estate teas on offer met with fair demand at lower levels following quality. Select Best Western High Grown BOPs declined, whilst the below best and plainer sorts were firm. Select Best Western High Grown BOPFs declined following quality, the below best and plainer sorts were easier, and declined as the sale progressed. Nuwara Eliya BOPs/ BOPFs were irregularly lower. Uda Pussellawa BOPs/ BOPFs were easier, with a fair volume remaining unsold. Uva BOPs were barely steady, the BOPF were easier. Low grown CTC BP1s were easier, the High and Medium sorts were irregularly lower. Low Grown CTC PF1s were firm to a little easier at times, the high and medium types declined with some invoices remaining unsold due to lack of suitable bids.

The 2.8Mkg of Low Grown teas on offer met with fair demand. In the Leafy segment, OP/OPA's were firm to dearer. OP1s met with good demand. BOP1s were firm to dearer. Well-made PEKs gained following quality, PEK1s were firm. In the Small Leaf segment, FBOPs were mostly firm. Well-made FF1 gained a few rupees, others continued with lower demand. FF varieties were lower to last. BOPF.SP, BOPF, BOP.SP and BOP grades met with lower interest. premium flowery teas were lower to last.

Turkey, Russia and the C.I.S countries lent fair support. Iran continued to be selective. Libya and Iraq were active.





## MARKET DESCRIPTION

### Western Teas

Select best BOPs declined by Rs.50/- to Rs.100/-, below best and plainer sorts too were barely steady. Select best BOPFs declined Rs.50/- on average, the below best and plainer sorts declined by Rs.50/- to Rs.80/- and more as the sale progressed. Medium BOPs were irregular, the BOPFs were easier by Rs.20/- to Rs.30/-.

### Nuwara Eliya Teas

BOPs were irregularly easier, the BOPFs were irregularly easier, and mostly remained unsold.

### Uva Teas

Uva BOPs were firm to irregularly dearer at times, the BOPFs were irregular following quality. Uda Pussellawa BOPs eased Rs.50/- on average, however the better sorts maintained. Well-made BOPFs were firm to Rs.20/- to Rs.40/- dearer, the poorer sorts however declined by Rs.50/- to Rs.80/-.

### CTC Teas

Low Grown CTC BP1s were easier by Rs.50/- on average, the High and Medium sorts too were tending lower. Low Grown CTC PF1s were barely steady, the High and Medium sorts were irregularly easier.

## QUOTATIONS

	BOP – RS.	BOPF – RS.
Good Westerns	860 – 1040	960 – 1240
Average Westerns	780 – 840	800 – 940
Plainer Westerns	700 – 760	710 – 780
Western Mediums	860 – 1060	620 – 790
Uva Teas	700 – 980	740 – 1000
Nuwara Eliya Teas	NQ	950
Uda Pussellawa Teas	750 – 940	690 – 940
CTC (BP1 and PF1)	720 – 1000	660 – 1160





# MARKET DESCRIPTION

## Low Grown

Wiry OP1s met with fair demand, bolder types along with the secondaries were mostly firm to occasionally dearer. Well-made OPs gained by Rs.30/- to Rs.50/-, secondaries too met with improved demand. Well-made OPAs were firm to dearer, secondaries met with fair demand. In the Semi Leafy segment, better twisted BOP1s were firm to dearer, bolder types too met with good demand. Select best Pekoes along with the heavy bold Pekoes gained following quality, secondaries were firm. Shotty Pekoe1s were firm to dearer by Rs.50/, secondaries too met with fair demand.

Select best BOPs were firm, best types were lower by Rs.40/- to Rs.50/-, below best and secondary types were lower by Rs.30/- to Rs.40/- and more following quality. BOP.SP.s and BOPF.SP.s met with lower demand. BOPFs followed a similar trend. Well-made select best and best FBOPF1s were firm, below best types were lower by Rs.30/- to Rs.40/- and more following quality, secondary types were firm on last levels. Well-made FBOPs in the select best category were firm, best and below best types too were firm, secondary types were lower. FBOPF varieties met with lower demand. Selected Premium Flowery teas were firm, others were lower to last.

## Off Grades

Select best and best FGS1 were firm, below best and poorer types were easier by Rs.10/- to Rs.20/-. Select best and best BMs were firm to dearer by Rs.10/- to Rs.20/-, below best and poorer types were firm. Select best and best BPs were firm, below best and poorer types were easier by Rs.10/- to Rs.20/-. Select best and best BOP1As were dearer by Rs.30/- to Rs.40/-, below best types maintained on last levels, whilst poorer sorts were dearer by Rs.50/- to Rs.60/-.

## Dust

Select best and best Dust1s were lower by Rs.30/- to Rs.40/-, below best types sold at firm levels, poorer sorts depreciated Rs.10/- to Rs.15/-. High and Medium CTCs were lower by Rs.20/- to Rs.30/-. Low Grown CTCs declined by Rs.10/- to Rs.15/-. Low Grown Dust/ Dust1s were lower by Rs.10/- to Rs.20/-.



# QUOTATIONS

	Select Best	Best	Below Best	Others
<b>LIQUORING</b>				
DUST-1	900.00 - 1260.00	800.00 - 890.00	750.00 - 790.00	700.00 - 740.00
<b>OFF GRADES</b>				
FGS1	800.00 - 920.00	720.00 - 790.00	650.00 - 710.00	550.00 - 640.00
FGS	700.00 - 780.00	640.00 - 690.00	590.00 - 630.00	550.00 - 590.00
<b>LOW GROWNS</b>				
FBOPF / FFSP / FFEXSP	2000.00 - 3550.00	1500.00 - 1900.00	1200.00 - 1450.00	1000.00 - 1150.00
BOP	1500.00 - 1950.00	1300.00 - 1450.00	1000.00 - 1200.00	800.00 - 980.00
BOPSP	1200.00 - 1340.00	1000.00 - 1150.00	880.00 - 980.00	750.00 - 850.00
BOPF	1100.00 - 1500.00	900.00 - 1050.00	820.00 - 880.00	700.00 - 800.00
FBOPF1	1200.00 - 1750.00	1080.00 - 1180.00	900.00 - 1060.00	800.00 - 890.00
FBOP	1600.00 - 2400.00	1300.00 - 1550.00	1000.00 - 1250.00	800.00 - 950.00
BOP1	1700.00 - 2550.00	1550.00 - 1700.00	1100.00 - 1400.00	1000.00 - 1050.00
OP1	2600.00 - 3000.00	1650.00 - 2300.00	1400.00 - 1500.00	1050.00 - 1200.00
OP	1300.00 - 1420.00	1200.00 - 1300.00	1000.00 - 1050.00	850.00 - 900.00
OPA	1250.00 - 2200.00	1100.00 - 1200.00	950.00 - 1000.00	800.00 - 900.00
PEKOE	1700.00 - 2350.00	1350.00 - 1600.00	1000.00 - 1250.00	800.00 - 950.00
PEKOE1	1700.00 - 2150.00	1350.00 - 1600.00	1150.00 - 1250.00	800.00 - 1000.00
DUST / DUST1	800.00 - 1060.00	750.00 - 790.00	700.00 - 740.00	650.00 - 690.00



- **Top Prices**
- **Colombo Auction Averages**
- **National Elevational Averages**
- **All Brokers Private Sale Figures**



# TOP PRICES (SALE NO. 22 – 06<sup>TH</sup> / 07<sup>TH</sup> JUNE 2023)



WESTERN HIGH			
BOP		Norwood	1000.00
		Ingestre	1000.00
		Bearwell	1000.00
BOPSP		Bearwell	1190.00
BOPF/BOPFSP		Norwood	1240.00
FBOP/FBOP1	*	<b>Inverness</b>	<b>1320.00</b>
FBOPF/FBOPF1	*	<b>Inverness</b>	<b>1020.00</b>
BOP1		Weddemulla	900.00
OP/OPA	*	<b>St Andrews</b>	<b>1080.00</b>
OP1	*	<b>Venture</b>	<b>1460.00</b>
PEKOE/PEKOE1	*	<b>St Andrews</b>	<b>1300.00</b>

WESTERN MEDIUM			
BOP		Hatale	1060.00
BOPSP		Craighead	960.00
BOPF/BOPFSP	*	<b>Peniland</b>	<b>840.00</b>
FBOP/FBOP1		Craighead	1700.00
		Harangalla	1700.00
FBOPF/FBOPF1		Harangalla	1300.00
BOP1		Harangalla	1650.00
OP/OPA		Hatale	1140.00
OP1		New Rothschild	1500.00
PEKOE/PEKOE1		New Fernland	1650.00
		Uplands	1650.00

UDA PUSSELLAWA			
BOP		Kirklees	940.00
BOPSP		Kirklees	800.00
		Delmar	800.00
BOPF/BOPFSP		Luckyland	940.00
		Kirklees	940.00
FBOP/FBOP1		Alma	1180.00
FBOPF/FBOPF1		Alma	940.00
BOP1		Alma	1320.00
OP/OPA		Gampaha	1060.00
OP1		Gordon	780.00
PEKOE/PEKOE1		Alma	1550.00

UVA HIGH			
BOP		Bandaraeliya	980.00
BOPSP		Ranaya	870.00
BOPF/BOPFSP		Bandaraeliya	1000.00
FBOP/FBOP1	*	<b>Glenanore</b>	<b>1160.00</b>
		Craig	1160.00
FBOPF/FBOPF1		Ranaya	940.00
BOP1		Glenanore	1550.00
OP/OPA	*	<b>Spring Valley</b>	<b>1020.00</b>
OP1		Craig	1420.00
		Gonamotawa	1420.00
PEKOE/PEKOE1		Mount Uva	1650.00

UVA MEDIUM			
BOP	*	<b>Halpewatte Uva</b>	<b>1100.00</b>
BOPSP		High Spring	1240.00
BOPF/BOPFSP	*	<b>Halpewatte Uva</b>	<b>1200.00</b>
FBOP/FBOP1		Dickwella	1300.00
FBOPF/FBOPF1	*	<b>Sarnia Plaiderie</b>	<b>980.00</b>
		Gonakelle	980.00
BOP1	*	<b>Halpewatte Uva</b>	<b>1650.00</b>
OP/OPA	*	<b>Halpewatte Uva</b>	<b>1080.00</b>
OP1	*	<b>Demodera 'S'</b>	<b>1550.00</b>
PEKOE/PEKOE1		Aruna Passara	1650.00

CTC HIGH			
PF1	*	<b>Ulugedara CTC</b>	<b>1020.00</b>
BP1	*	<b>Mount Vernon CTC</b>	<b>900.00</b>
BPS		Dunsinane CTC	920.00
OF		-	

CTC MEDIUM			
PF1	*	<b>Donside CTC</b>	<b>1080.00</b>
BP1	*	<b>Delta CTC</b>	<b>940.00</b>
BPS		Donside CTC	940.00
OF			

NUWARA ELIYA			
BOP		Kenmare	790.00
BOPSP	*	<b>Kenmare</b>	<b>710.00</b>
BOPF/BOPFSP			
FBOP/FBOP1	*	<b>Lovers Leap</b>	<b>1300.00</b>
OP/OPA	*	<b>Kenmare</b>	<b>940.00</b>
PEKOE/PEKOE1	*	<b>Lovers Leap</b>	<b>1040.00</b>
	*	<b>Kenmare</b>	<b>1040.00</b>

CTC LOW			
PF1	*	<b>Suduwelipothahena CTC</b>	<b>1180.00</b>
BP1		Kalubowitiyana CTC	1000.00
BPS		-	
OF	**	<b>Peakwatta CTC</b>	<b>720.00</b>



# TOP PRICES (SALE NO. 22 – 06<sup>TH</sup> / 07<sup>TH</sup> JUNE 2023)



LOW			
BOP		Brombil	1950.00
BOPSP		Suduwelipothahena Super	1340.00
	*	<b>Ceciliyan</b>	<b>1320.00</b>
BOPF		Ceciliyan	1500.00
BOPFSP		Makandura	1460.00
FBOP		Pothotuwa	2400.00
FBOP1		New Batuwangala	1850.00
FBOPF		Sithaka	1280.00
FBOPF1		Kiruwanaaganga	1750.00
BOP1		Mulatiyana Hills	2550.00
OP1		Ceciliyan	3000.00
OP		Mulatiyana Hills	1420.00
		Muswenna	1420.00
		Sunrise	1420.00
OPA		Green Lanka	2200.00
PEKOE		Lumbini	2350.00
PEKOE1		A C U Super	2150.00

PREMIUM			
FBOPFSP		Linara	2000.00
FBOPFEXSP		Nilgiri	3500.00
FBOPFEXSP1		Kings Bru	3550.00

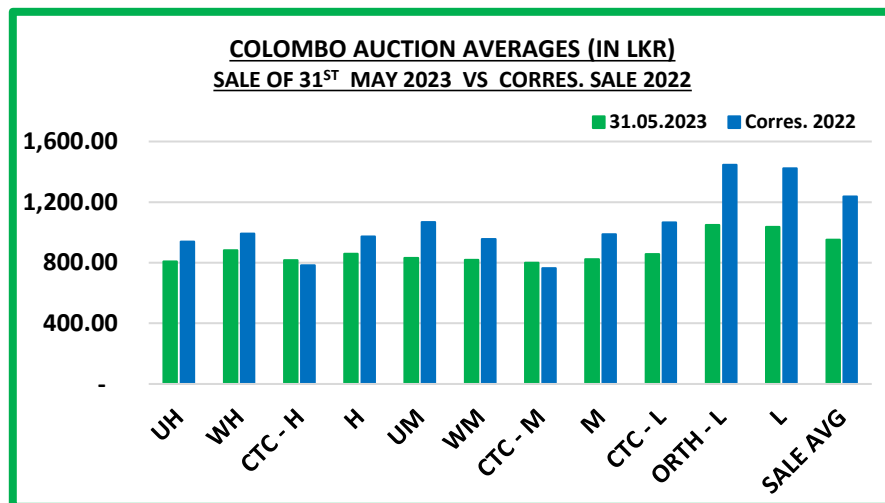
DUST			
DUST1		Great Western	1260.00
P.DUST		Donside	1080.00

OFF GRADES			
FNGS/FNGS1		Alton	920.00
PFNGS	*	<b>Hingalgoda CTC</b>	<b>1120.00</b>
BM		Karawita	1000.00
BP		Chandrika Estate	1000.00
BOP1A		Chandrika Estate	1180.00

**\*\* MORE THAN ONE TOP PRICE OBTAINED**  
**\* TEAS SOLD BY JOHN KEELLS PLC**  
**+ ALL TIME RECORD PRICE**  
**++ ALL TIME RECORD PRICE EQUALED**

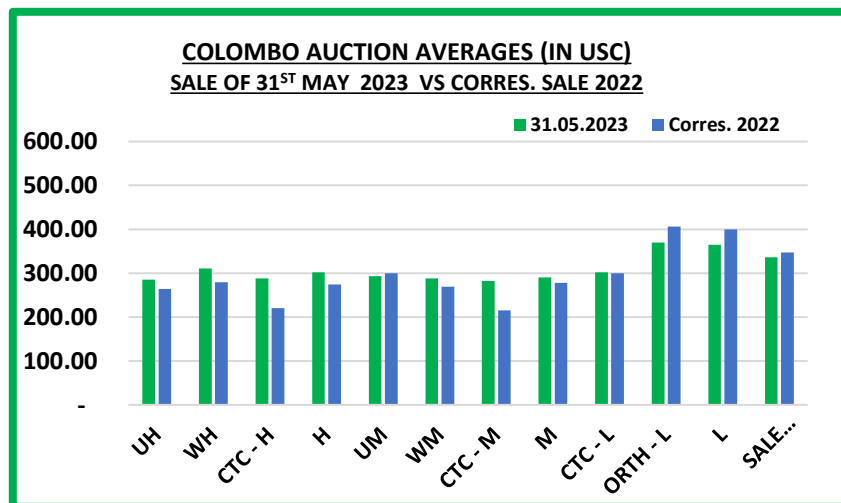


# COLOMBO AUCTION AVERAGES



	Sale of 24/05/2023 In LKR	Sale of 31/05/2023 In LKR	Corres. 2022 In LKR
Uva High Grown	839.51	807.78	940.50
Western High Grown	922.36	882.81	991.58
CTC High Grown	845.28	817.39	782.96
<b>Summary of High Grown</b>	<b>894.63</b>	<b>858.46</b>	<b>973.89</b>
Uva Medium Grown	874.54	832.04	1069.27
Western Medium Grown	844.84	818.32	956.89
CTC Medium Grown	810.76	799.75	763.72
<b>Summary of Medium Grown</b>	<b>855.05</b>	<b>822.77</b>	<b>988.91</b>
CTC Low Grown	854.02	857.57	1067.00
Orthodox Low Grown	1065.70	1049.06	1446.70
<b>Summary of Low Grown</b>	<b>1054.04</b>	<b>1036.95</b>	<b>1424.05</b>
<b>TOTAL SALE AVERAGE</b>	<b>980.64</b>	<b>953.16</b>	<b>1236.22</b>

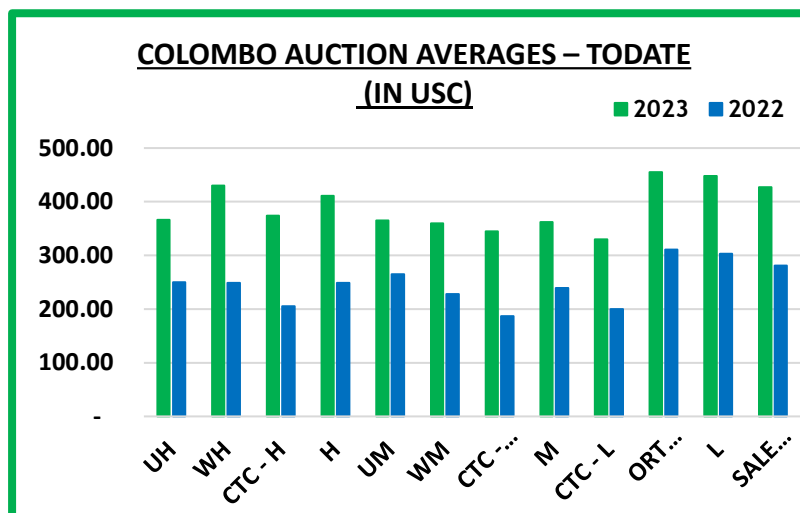
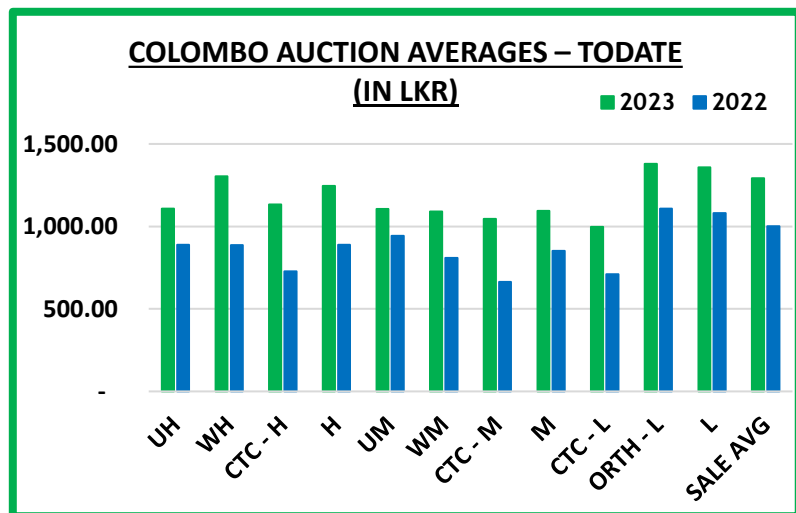
# COLOMBO AUCTION AVERAGES



	Sale of 24/05/2023 In USC	Sale of 31/05/2023 In USC	Corres. 2022 In USC
Uva High Grown	278	285	264
Western High Grown	305	311	279
CTC High Grown	280	288	220
<b>Summary of High Grown</b>	<b>296</b>	<b>302</b>	<b>274</b>
Uva Medium Grown	289	293	300
Western Medium Grown	279	288	269
CTC Medium Grown	268	282	215
<b>Summary of Medium Grown</b>	<b>283</b>	<b>290</b>	<b>278</b>
CTC Low Grown	282	302	300
Orthodox Low Grown	353	370	406
<b>Summary of Low Grown</b>	<b>349</b>	<b>365</b>	<b>400</b>
<b>TOTAL SALE AVERAGE</b>	<b>324</b>	<b>336</b>	<b>347</b>



# COLOMBO AUCTION AVERAGES



January to Date (Sale No.21)	2023 LKR	2022 LKR	2023 USC	2022 USC
Uva High Grown	1108.56	888.31	366	250
Western High Grown	1303.03	887.70	430	249
CTC High Grown	1133.84	728.13	374	205
<b>Summary of High Grown</b>	<b>1246.04</b>	<b>887.89</b>	<b>411</b>	<b>249</b>
Uva Medium Grown	1105.84	943.25	365	265
Western Medium Grown	1090.44	810.02	360	228
CTC Medium Grown	1046.49	664.37	345	187
<b>Summary of Medium Grown</b>	<b>1095.29</b>	<b>851.05</b>	<b>362</b>	<b>239</b>
CTC Low Grown	998.08	710.21	330	200
Orthodox Low Grown	1379.05	1107.85	455	311
<b>Summary of Low Grown</b>	<b>1357.61</b>	<b>1079.85</b>	<b>448</b>	<b>303</b>
<b>TOTAL SALE AVERAGE</b>	<b>1292.17</b>	<b>1000.44</b>	<b>427</b>	<b>281</b>



# COLOMBO AUCTION AVERAGES

FROM 01 <sup>ST</sup> TO 31 <sup>ST</sup> MAY 2023	LKR
Uva High Grown	937.92
Western High Grown	1030.32
<b>Summary of High Grown</b>	<b>998.95</b>
Uva Medium Grown	943.16
Western Medium Grown	908.55
<b>Summary of Medium Grown</b>	<b>920.60</b>
<b>Summary of Low Grown</b>	<b>1122.23</b>
<b>TOTAL SALE AVERAGE</b>	<b>1057.18</b>



# NATIONAL ELEVATIONAL AVERAGES

NATIONAL ELEVATIONAL AVERAGES – MAY 2023				
Elevation	MONTH		TODATE	
	QUANTITY - KG	AVERAGE - RS. / KG	QUANTITY - KG	AVERAGE - RS. / KG
<b>ORTHODOX</b>				
UVA-HIGH	2,144,818	930.87	6,243,649	1,112.14
WESTERN-HIGH	3,745,146	1,042.91	13,369,712	1,332.48
UVA-MEDIUM	1,739,497	938.67	5,175,782	1,097.56
WESTERN-MEDIUM	2,275,578	924.31	7,862,558	1,111.15
LOW	14,910,230	1,141.24	58,346,788	1,381.03
<b>TOTAL</b>	<b>24,815,269</b>	<b>1,074.13</b>	<b>90,998,488</b>	<b>1,316.01</b>
<b>CTC</b>				
UVA-HIGH	64,025	1,092.79	289,925	1,239.20
WESTERN-HIGH	419,680	896.77	1,496,796	1,136.70
WESTERN-MEDIUM	948,501	857.69	3,230,320	1,037.65
LOW	1,318,746	912.70	5,442,844	999.73
<b>TOTAL</b>	<b>2,750,952</b>	<b>895.49</b>	<b>10,459,885</b>	<b>1,037.68</b>
<b>OTH/CTC</b>				
UVA-HIGH	2,208,843	935.56	6,533,574	1,117.78
WESTERN-HIGH	4,164,826	1,028.18	14,866,508	1,312.77
UVA-MEDIUM	1,739,497	938.67	5,175,782	1,097.56
WESTERN-MEDIUM	3,224,079	904.71	11,092,878	1,089.75
LOW	16,228,975	1,122.67	63,789,632	1,348.50
<b>TOTAL</b>	<b>27,566,220</b>	<b>1,056.30</b>	<b>101,458,373</b>	<b>1,287.32</b>
<b>GREEN</b>				
UVA-HIGH	64,336	1,370.46	233,994	1,371.48
WESTERN-HIGH	75,690	1,361.59	297,034	1,508.91
UVA-MEDIUM	39,035	1,278.33	165,605	1,678.92
WESTERN-MEDIUM	46,005	1,347.50	221,044	1,456.67
LOW	0	0	1,613	5,841.67
<b>TOTAL</b>	<b>225,066</b>	<b>1,346.80</b>	<b>919,290</b>	<b>1,499.60</b>



# NATIONAL ELEVATIONAL AVERAGES – Continued;

<b>ORGANIC TEAS</b>				
UVA-HIGH	31,280	1,168.64	95,015	1,501.06
WESTERN-HIGH	150	1,300.00	28,422	1,476.43
WESTERN-MEDIUM	14,430	1,028.05	88,480	2,020.97
LOW	5,665	2,987.86	36,424	3,270.36
<b>TOTAL</b>	<b>51,525</b>	<b>1,329.67</b>	<b>248,341</b>	<b>1,942.98</b>
<b>SPECIAL TEA</b>				
UVA-HIGH	57	25,552.63	364	16,546.19
WESTERN-HIGH	1,754	6,987.74	11,620	5,275.88
UVA-MEDIUM	21	15,317.07	111	20,330.32
WESTERN-MEDIUM	10,449	1,909.02	47,825	1,704.64
LOW	201	27,226.37	1,398	17,957.48
<b>TOTAL</b>	<b>12,481</b>	<b>3,160.27</b>	<b>61,318</b>	<b>2,873.68</b>
<b>BLACK TEA SALES FROM REFUSE TEA PROCESSING CENTRES</b>				
UVA-HIGH	56,375	686.32	316,971	750.17
WESTERN-HIGH	200,842	762.82	800,929	859.97
UVA-MEDIUM	6,924	717.07	43,451	791.91
WESTERN-MEDIUM	12,640	685.04	96,633	708.20
LOW	123,664	710.04	534,897	763.12
<b>TOTAL</b>	<b>400,445</b>	<b>732.50</b>	<b>1,792,881</b>	<b>801.83</b>
<b>COMPOSITE NATIONAL AVERAGES</b>				
HIGH GROWN	6,804,153	996.79	23,184,430	1,240.79
MEDIUM GROWN	5,093,080	924.84	16,931,808	1,106.48
LOW GROWN	16,358,505	1,120.52	64,363,964	1,345.20
<b>ALL TEA AVERAGE</b>	<b>28,255,737</b>	<b>1,055.45</b>	<b>104,480,202</b>	<b>1,283.34</b>



# ALL BROKERS PRIVATE SALE FIGURES (FOR THE PERIOD – 29<sup>TH</sup> MAY TO 03<sup>RD</sup> JUNE 2023)

	WEEKLY	TODATE
High & Medium	64,440.10	969,025.99
Low	10,614.00	238,656.95
Green Tea	33,070.00	742,880.25
Organic Tea	7,579.00	261,167.36
BMF	16,340.00	988,730.00
Direct Sales	-	-
Forward Contract	56,700.00	1,306,628.00





- **Crop and Weather**
- **Crop Figures**
- **Tea News**
- **Tea Sale Arrangements**

## CROP AND WEATHER - FOR THE PERIOD OF – 29<sup>TH</sup> MAY TO 04<sup>TH</sup> JUNE 2023



### **Western**

Bright weather was reported throughout the week in Agarapatana whilst bright mornings with dull evenings and occasional showers were recorded in Dickoya and Bogowantalawa.



### **Nuwara Eliya**

Sunny weather conditions with occasional showers were experienced in Nuwara Eliya and Kandapola districts.



### **Uva**

Bright weather conditions were reported at the beginning of the week in Lunugala, Badulla and Haputale whilst bright weather with evening showers prevailed thereafter.



### **Low Grown**

Rainfall was recorded throughout the week in the Deniyaya district whilst bright weather with occasional showers were reported in Ratnapura and Galle districts.



### **Crop**

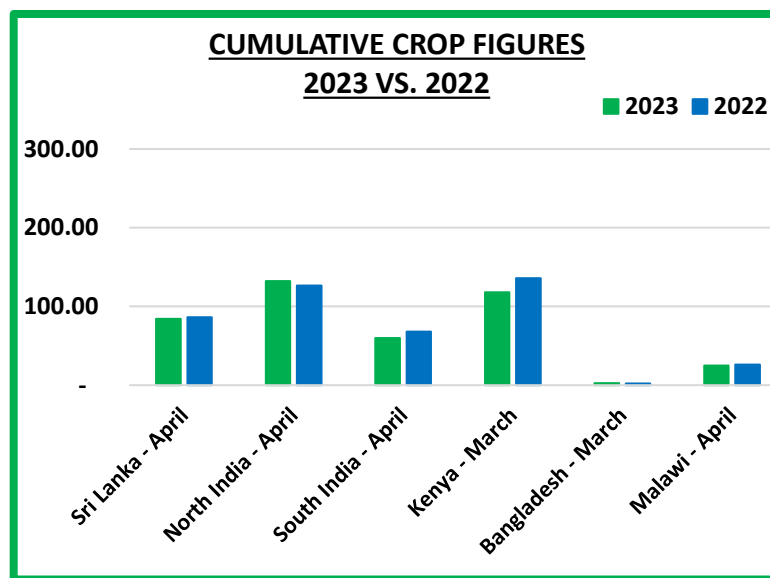
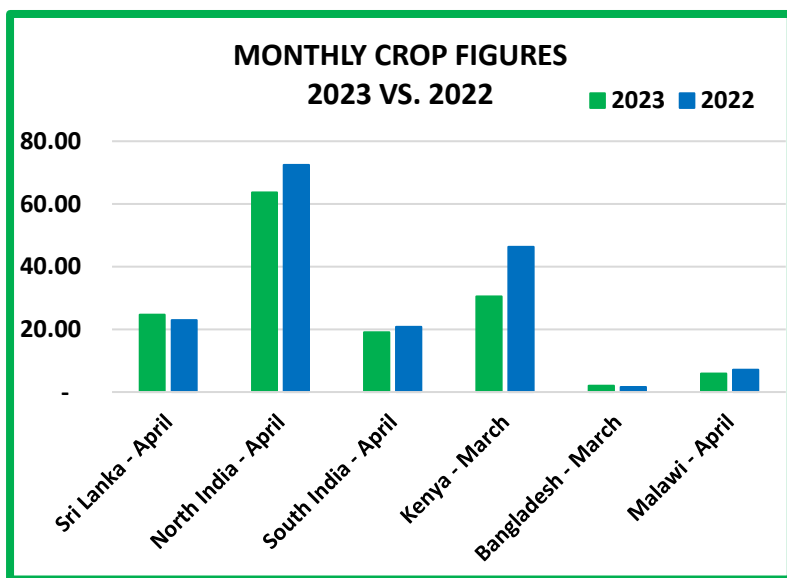
Crop intakes are moderate.



# CROP FIGURES OF MAJOR PRODUCING & EXPORTING COUNTRIES

Country	Month	2023	2022	Cumulative + Inc. / Dec.	Cumulative	2023	2022	Cumulative + Inc. / Dec.
Sri Lanka	April	24.72	22.90	+ 1.82	Upto April	84..08	86.23	- 2.15
North India	April	63.71(E)	72.45	- 8.74	Upto April	132.13(E)	126.50	+ 5.63
South India	April	19.06(E)	20.80	- 1.74	Upto April	59.85E)	67.93	- 8.08
Kenya	March	30.48	46.32	- 15.84	Upto March	118.13	135.83	- 17.70
Bangladesh	March	2.05	1.58	+ 0.47	Upto March	2.46	2.12	+ 0.34
Malawi	April	5.90	7.07	- 1.17	Upto April	24.99	25.97	- 0.98

(E) - Estimated



# TEA NEWS AROUND THE GLOBE

## MOMBASA MARKET

SALE NO. 23 – SALE OF 05<sup>TH</sup>, 06<sup>TH</sup> & 07<sup>TH</sup> JUNE 2023

There was fair general demand for the 259,439 packages (17,172,436.00 kilos) available in the market with 37.07% remaining unsold.

### OFFERINGS

Leaf Grades	-	140,661 packages (9,178,565.00 kilos) – 44.35% unsold.
Dust Grades	-	84,240 packages (6,275,723.00 kilos) – 31.20% unsold.
Secondary Grades	-	34,538 packages (1,718,148.00 kilos) – 21.77% unsold.

### MARKETS

**Yemen** and **other Middle Eastern countries** maintained good support with reduced activity from **Egyptian Packers**. **Kazakhstan** and **other CIS states** showed more interest while **Pakistan Packers**, **Bazaar**, **UK** and **Afghanistan** lent selective enquiry. **Russia** were less active with **Iran** and **Sudan** absent. **Local Packers** lent more participation with **Somalia** were active at the lower levels.

### LEAF GRADES (M2)

#### BP1:

**Best** – Steady to USC11 easier.

**Brighter** – Mostly firm with a few teas advancing by up to USC6.

**Mediums** – KTDA mediums held value while plantation mediums appreciated by up to USC12.

**Lower Medium** – Met improved competition and were firm to USC20 above last prices.

**Plainer** – Varied between mainly easier by up to USC26 to dearer by USC8 for select lines.

#### PF1:

**Best** – Varied between firm to USC21 dearer to easier by up to USC12.

**Brighter** – Were steady at previous levels.

**Mediums** – KTDA mediums were firm at last rates with select lines gaining USC8 and USC18; plantation mediums saw less interest at steady to USC10 easier.

**Lower Medium** – Firm to USC24 easier.

**Plainer** – Ranged between steady to USC14 dearer to easier by up to USC10.

### DUST GRADES (M1)

#### PDUST:

**Best** – Were steady to USC14 easier with select invoices shedding up to USC28, a few lines however advanced by up to USC8.

**Brighter** – Ranged between firm to USC9 dearer to easier by up to USC5.

**Mediums** – Most KTDA mediums held value with some lines irregular varying between USC3 dearer to USC6 easier; plantation mediums ranged between firm to USC8 above last levels to easier by up to USC3.

**Lower Medium** – Saw irregular activity varying between firm to USC24 dearer and selected teas advanced by up to USC30 to easier by up to USC21.

**Plainer** – Were irregular with some lines appreciating by up to USC16 while others lost up to USC28.



# TEA NEWS AROUND THE GLOBE



## MOMBASA MARKET – Continued ;

### DUST1:

**Best** – Firm to USC7 below previous prices.

**Brighter** – Were steady to USC8 easier.

**Mediums** – KTDA mediums were mainly firm at last levels with a few lines irregular varying between USC6 dearer to easier by USC4, while plantation mediums were mostly easier and lost up to USC25 but some teas held firm to USC5 dearer.

**Lower Medium** – Irregular ranging between steady to USC17 above last levels to easier by up to USC8.

**Plainer** – Shed up to USC16.

### SECONDARY GRADES (S1)

In the Secondary Catalogues, **BPs** held value while **PFs** were barely steady. Clean well sorted colourful **Fannings** tended easier with **similar DUSTs** irregular. **Other Fannings** were about firm while **DUSTs** were easier. **BMFs** were well absorbed.

QUOTATIONS	BP1 – USC	PF1 – USC
Best	255 – 300	262 – 316
Good	255 – 258	262 – 274
Good Medium	255 – 261	262 – 270
Medium (KTDA)	250 – 254	244 – 280
Medium (Plantations)	182 – 198	170 – 215
Lower Medium	110 – 195	108 – 186
Plainer	068 – 130	070 – 157

AUCTION	KENYA 2022 \$	KENYA 2023 \$	TOTAL 2022 \$	TOTAL 2023 \$
20	2.36	2.23	2.25	2.08
21	2.38	2.26	2.23	2.08
22	2.45	2.21	2.29	2.04

SOURCE : AFRICA TEA BROKERS LTD.



# TEA NEWS AROUND THE GLOBE



## CHITTAGONG MARKET

SALE NO.07 – 06<sup>TH</sup> JUNE 2023

**CTC LEAF:** 39,934 packages of Current Season & 311 packages of Old Season teas on offer met with fair demand at easier rates.

**BROKENS:** Select few good Invoices sold well and were generally firm whilst Good/Mediums met with a fair demand and were easier often by Tk.5/- and more. Plain and BLF varieties witnessed much less demand and were easier with more withdrawals.

**FANNINGS:** A few brighter liquoring Invoices met with more competition and sold at around last levels whilst all others eased further and witnessed more withdrawals. Plain and BLF teas saw only fair demand and were easier with more withdrawals.

**CTC DUST:** 10,216 packages of Current Season & 55 packages of Old Season teas on offer met with fair demand. Good liquoring Dusts sold at around last levels. Mediums were an easier market with some withdrawals. Plain/BLF Dusts met with lower demand and had more withdrawals than last. CDs were an easier market with Tk.15/- to Tk.20/- less than last. Blenders lent good support and Loose tea buyers were selective.

**COMMENTS:** A little higher percentage of tea was sold this week although prices were generally lower. A few lines of improved liquoring Invoices witnessed good competition and were dearer. Blenders were a little more active this week. Loose tea buyers were selective lending good support for a few bright liquoring sorts on offer.

Dusts were an easier market.

**Our catalogue: (Sale 07) Avg: Tk 217.08, Sold 72.3 % , (Sale 06) Avg: Tk 217.28, Sold 67.2 %**

### Quotations – This Week – (In Taka)

Brokens	This Week	Last Week	Fannings	This week	Last Week	Dust	This week	Last Week
Best	225-240 nom	225-240 nom	Best	220-235 nom	220-230 nom	PD	207-259	180-232
Good	208-215	210-220	Good	205-210	208-213	RD	135-303	180-315
Medium	195-200	200-205	Medium	195-200	200-205	D	150-327	210-314
Plain	165-180	175-190	Plain	165-180	175-190	CD	159-406	228-380
BLF	130-145	130-145	BLF	130-145	130-145	BLF	140-205	140-205

Exchange Rates 06<sup>th</sup> June 2023 Sterling Pound: Tk. 132.9446, dollar: Tk. 107.0000

SOURCE : NATIONAL BROKERS LTD



# TEA NEWS AROUND THE GLOBE



## SILIGURI MARKET

SALE NO. 22 – SALE OF 02<sup>ND</sup> JUNE 2023

### 1. MARKET DESCRIPTION :

- DEMAND – STRONG FOR QUALITY AND ONLY FAIR FOR THE LOWER MEDIUM/PLAINERSORTS.
- WHILST PRICES ESCALATED FOR THE BEST/GOOD TEAS, REMAINDER WERE IRREGULAR AND EASED.
- INTERNAL TRADE WAS ACTIVE WITH SOME SUPPORT FROM HUL/TCPL. EXPORTERS WERE SELECTIVE.
- OFFERINGS TO DATE FOR NORTH INDIA AUCTION CENTRE CONTINUE TO BE IN DEFICIT WHEN COMPARED TO THE CORRESPONDING PERIOD OF LAST YEAR.

### 2. TOTAL AUCTION WEIGHTED AVERAGE ( ₹ )

	2023-24			2022-23			UPTO SALE - 22		
	SALE - 22	SALE - 21	+/-	SALE - 22	SALE - 21	+/-	2023-24	2022-23	2021-22
CTC	180.53	183.29	-2.76	193.04	181.92	11.12	183.27	198.13	210.35
DUST	174.71	177.36	-2.65	183.73	177.16	6.57	178.33	187.61	195.25
TOTAL	179.92	182.67	-2.75	191.94	181.34	10.60	182.76	196.96	208.64

SOURCE: PARCON INDIA PVT LTD

## GUWAHATI MARKET

SALE NO. 22 – SALE OF 02<sup>ND</sup> JUNE 2023

### 1. MARKET DESCRIPTION :

- DEMAND : STRONG FOR IMPROVED QUALITY TEAS & FAIR FOR REMAINDER.
- IMPROVED SORTS WITNESSED GOOD COMPETITION AT DEARER LEVELS. REMAINDER WERE DISCOUNTED AND FACED CONSIDERABLE WITHDRAWALS.
- BROWNER VARIETIES CONTINUED TO BE THE WEAK FEATURE OF THE SALE.
- WESTERN INDIA / HUL LENT FAIR SUPPORT AND INTERNAL BUYERS OPERATED.
- EXPORTERS / TCPL WERE SELECTIVE.

### 2. TOTAL AUCTION WEIGHTED AVERAGE ( ₹ )

	2023-24			2022-23			UPTO SALE - 22		
	SALE - 22	SALE - 21	+/-	SALE - 22	SALE - 21	+/-	2023-24	2022-23	2021-22
CTC	210.03	195.13	14.90	187.76	180.24	7.51	201.57	197.69	214.13
DUST	198.52	187.83	10.69	173.18	166.20	6.98	194.11	192.42	204.13
TOTAL	206.56	193.00	13.56	183.57	176.20	7.37	199.48	196.38	211.39

SOURCE: PARCON INDIA PVT LTD





# TEA NEWS AROUND THE GLOBE

## KOLKATA ORTHODOX / CTC MARKET

SALE NO. 21 – SALE OF 01<sup>ST</sup> JUNE 2023

### 1. Market Description :

- GOOD DEMAND WHICH IMPROVED WITH THE PROGRESS OF THE SALE.
- LEVELS WERE FIRM TO DEARER FOLLOWING IMPROVEMENT IN QUALITY, PARTICULARLY FOR THE PRIMARY WHOLE LEAF AND LEAFY BROKENS.
- SMALLER BROKENS CONTINUED TO WITNESS SOME WITHDRAWALS.
- FANNINGS AND SECONDARIES WERE IRREGULAR AROUND LAST.
- EXPORTERS TO THE CIS AND MIDDLE EAST OPERATED.

	WHOLE LEAF		BROKENS		FANNINGS
	1ST LINE	2ND LINE	LARGER	SMALLER	LEAFY
BEST	270-330+	260-280+(N)	250-300+(N)	230-260+(N)	160-180
GOOD	240-260	230-250	220-240	200-220	130-150
MEDIUM	210-230	200-225	190-215	160-190	120-130

### 1. Market description :

- DEMAND: GOOD FOR LIQUORING TEAS, WEAK FOR REMAINDER.
- GOOD / BEST ASSAMS WERE FIRM, BALANCE EASED FOLLOWING QUALITY AND WITNESSED SOME WITHDRAWALS. LIQUORING FANNINGS WERE WELL COMPETED FOR.
- DOOARS SOLD AROUND LAST.
- DUST FOLLOWED A SIMILAR TREND. LIQUORING PD's WERE READILY ABSORBED.
- WI MAINSTAY. EXPORTERS, MAJOR BLENDERS AND INTERNAL TRADE LENT FAIR SUPPORT.
- WHILST THE UP TO DATE AVERAGES ARE DOWN BY AROUND RS 13/-, THE OUT LOT IS LOWER BY 10% WHEN COMPARED WITH 2022.

### 2. TOTAL AUCTION WEIGHTED AVERAGE ( ₹ )

	2023-24			2022-23			UPTO SALE - 22		
	SALE - 22	SALE - 21	+/-	SALE - 22	SALE - 21	+/-	2023-24	2022-23	2021-22
CTC	199.01	185.22	13.79	186.41	186.15	0.25	192.09	206.02	219.63
DUST	215.34	206.36	8.98	205.99	192.74	13.25	212.21	221.07	214.14
TOTAL	202.80	190.51	12.30	191.44	188.00	3.44	196.71	209.64	218.23

SOURCE: PARCON INDIA PVT LTD



# UPCOMING AUCTION DETAILS

Auction No.	24		23	
Dates	20 <sup>th</sup> / 21 <sup>st</sup> June 2023		13 <sup>th</sup> / 14 <sup>th</sup> June 2023	
	No. of Lots	Qty – kg	No. of Lots	Qty – kg
Ex-Estate	914	1,049,670	943	1,087,040
Main Sale Total	10,440	5,385,218	11,301	5,878,754
High & Medium	1,702	838,542	1,831	899,467
Low Grown – Leafy	2,268	996,177	2,553	1,173,251
Low Grown – Semi Leafy	1,520	687,579	1,683	763,960
Low Grown Tippy	1,642	800,307	1,749	863,697
Premium / Flowery	222	39,026	241	43,999
Off Grades	2,444	1,371,382	2,542	1,397,482
Dust	642	652,205	702	736,898
Grand Total	11,354	6,434,888	12,244	6,965,794
Reprints	886	486,073	1,593	877,589
<b>Total No. of Lots on Offer</b>	<b>11,354</b>		<b>12,244</b>	
<b>Total Quantity on Offer (kg)</b>	<b>6,434,888</b>		<b>6,965,794</b>	



## SCHEDULED CLOSING DATES

Auction No.	Date of Sale	Ex-Estate	Main Sale
25	27 <sup>th</sup> / 28 <sup>th</sup> June 2023	08/06/2023	08/06/2023
26	04 <sup>th</sup> / 05 <sup>th</sup> July 2023	15/06/2023	15/06/2023
27	11 <sup>th</sup> / 12 <sup>th</sup> July 2023	22/06/2023	22/06/2023

## PROMPT DATES

Auction No.	Buyers	Sellers
23	20/06/2023	21/06/2023
24	27/06/2023	28/06/2023
25	04/07/2023	05/07/2023



## ORDER OF SALE (SALE NO. 23 – 13<sup>TH</sup> / 14<sup>TH</sup> JUNE 2023)

Main Sale Order – 1 (Leafy / Semi Leafy / Tippy / Premium / 1A)	Main Sale Order – 2 (H & M / Off Grade / Dust)	Ex-Estate
LANKA COMMODITY BROKERS LTD	JOHN KEELLS PLC	FORBES & WALKER TEA BROKERS (PVT) LTD
JOHN KEELLS PLC	CEYLON TEA BROKERS PLC	EASTERN BROKERS. LTD.
CEYLON TEA BROKERS PLC	BARTLEET PRODUCE MARKETING (PVT) LTD	CEYLON TEA BROKERS PLC
EASTERN BROKERS. LTD.	ASIA SIYAKA COMMODITIES PLC.	JOHN KEELLS PLC
ASIA SIYAKA COMMODITIES PLC.	LANKA COMMODITY BROKERS LTD	LANKA COMMODITY BROKERS LTD
FORBES & WALKER TEA BROKERS (PVT) LTD	MERCANTILE PRODUCE BROKERS (PVT) LTD	BARTLEET PRODUCE MARKETING (PVT) LTD
MERCANTILE PRODUCE BROKERS (PVT) LTD	FORBES & WALKER TEA BROKERS (PVT) LTD	MERCANTILE PRODUCE BROKERS (PVT) LTD
BARTLEET PRODUCE MARKETING (PVT) LTD	EASTERN BROKERS. LTD.	ASIA SIYAKA COMMODITIES PLC.

[ DB : HR / SG ]



# TEA SALE ARRANGEMENTS



## COLOMBO TEA TRADERS' ASSOCIATION

C/o. THE CEYLON CHAMBER OF COMMERCE, P.O.Box 274, No. 50, NAVAM MAWATHA, COLOMBO 02.

Telephone: 5588849; Facsimile: 2449352; E-Mail ; hemaratne@chamber.lk

CIRCULAR NO. 17 OF 2023

JUNE 05, 2023

### TEA SALE ARRANGEMENTS FOR 03<sup>RD</sup> QUARTER 2023 – JULY / AUGUST / SEPTEMBER

Sale No.	Date of Sale		Catalogue Closing Dates		Prompt Dates		10% Payment	E-Platform Levy Prompt Dates	
			Ex-Estate	Main Sale	Buyers	Sellers		Buyers	Sellers
JULY									
26	Tue/Wed	04 <sup>th</sup> / 05 <sup>th</sup>	15/06/2023 4.30 pm		11/07/2023	12/07/2023	07/07/2023	11/07/2023	13/07/2023
27	Tue/Wed	11 <sup>th</sup> / 12 <sup>th</sup>	22/06/2023 4.30 pm		18/07/2023	19/07/2023	14/07/2023	18/07/2023	20/07/2023
28	Tue/Wed	18 <sup>th</sup> / 19 <sup>th</sup>	29/06/2023 4.30 pm		25/07/2023	26/07/2023	21/07/2023	25/07/2023	27/07/2023
29	Tue/Wed	25 <sup>th</sup> / 26 <sup>th</sup>	06/07/2023 4.30 pm		02/08/2023	03/08/2023	28/07/2023	02/08/2023	04/08/2023



# TEA SALE ARRANGEMENTS – Continued,



Sale No.	Date of Sale		Catalogue Closing Dates		Prompt Dates		10% Payment	E-Platform Levy Prompt Dates	
			Ex-Estate	Main Sale	Buyers	Sellers		Buyers	Sellers
AUGUST									
30	Mon/Wed	31 <sup>st</sup> Jul./ 02 <sup>nd</sup> Aug.	13/07/2023 4.30 pm	08/08/2023	09/08/2023	04/08/2023	08/08/2023	10/08/2023	
31	Tue/Wed	08 <sup>th</sup> / 09 <sup>th</sup>	20/07/2023 4.30 pm	15/08/2023	16/08/2023	11/08/2023	15/08/2023	17/08/2023	
32	Tue/Wed	15 <sup>th</sup> / 16 <sup>th</sup>	27/07/2023 4.30 pm	22/08/2023	23/08/2023	18/08/2023	22/08/2023	24/08/2023	
33	Tue/Wed	22 <sup>nd</sup> / 23 <sup>rd</sup>	03/08/2023 4.30 pm	29/08/2023	31/08/2023	25/08/2023	29/08/2023	31/08/2023	
34	Mon/Tue	28 <sup>th</sup> / 29 <sup>th</sup>	10/08/2023 4.30 pm	05/09/2023	06/09/2023	01/09/2023	05/09/2023	07/09/2023	
SEPTEMBER									
35	Tue/Wed	05 <sup>th</sup> / 06 <sup>th</sup>	17/08/2023 4.30 pm	12/09/2023	13/09/2023	08/09/2023	12/09/2023	14/09/2023	
36	Tue/Wed	12 <sup>th</sup> / 13 <sup>th</sup>	24/08/2023 4.30 pm	19/09/2023	20/09/2023	15/09/2023	19/09/2023	21/09/2023	
37	Tue/Wed	19 <sup>th</sup> / 20 <sup>th</sup>	31/08/2023 4.30 pm	26/09/2023	27/09/2023	22/09/2023	26/09/2023	02/10/2023	
38	Mon/Tue	25 <sup>th</sup> / 26 <sup>th</sup>	07/09/2023 4.30 pm	02/10/2023	03/10/2023	02/10/2023	02/10/2023	04/10/2023	





## TEA SALE ARRANGEMENTS – Continued,

HOLIDAYS FOR 03 <sup>RD</sup> QUARTER OF 2023		
JULY		
03 <sup>rd</sup>	Monday	Adhi Esala Full Moon Poya Day
AUGUST		
01 <sup>st</sup>	Tuesday	Esala Full Moon Poya Day
30 <sup>th</sup>	Wednesday	Nikini Full Moon Poya Day
SEPTEMBER		
28 <sup>th</sup>	Thursday	Holy Prophet's Birthday (Milad-Un-Nabi)
29 <sup>th</sup>	Friday	Binara Full Moon Poya Day

**THE OFFICE OF THE CTTA  
THE COLOMBO TEA TRADERS' ASSOCIATION**





“

Knowledge is learning something every day. Wisdom is  
letting go of something every day

– *Zen Proverb*

”