



TEA MARKET REPORT

JOHN KEELLS PLC

SALE NO.22 – 07TH / 08TH JUNE 2022

ORDER OF SALE (SALE NO. 22 – 07TH / 08TH JUNE 2022)

Main Sale Order – 1 (Leafy / Semi Leafy / Tippy / Premium / 1A)	Main Sale Order – 2 (H & M / Off Grade / Dust)	Ex-Estate
Forbes & Walker Tea Brokers (Pvt) Ltd	Eastern Brokers. Ltd.	Mercantile Produce Brokers (Pvt) Ltd
JOHN KEELLS PLC	JOHN KEELLS PLC	Bartleet Produce Marketing (Pvt) Ltd
Eastern Brokers. Ltd.	Ceylon Tea Brokers PLC	Lanka Commodity Brokers Ltd
Lanka Commodity Brokers Ltd	Bartleet Produce Marketing (Pvt) Ltd	JOHN KEELLS PLC
Ceylon Tea Brokers PLC	Asia Siyaka Commodities PLC.	Ceylon Tea Brokers PLC
Asia Siyaka Commodities PLC.	Lanka Commodity Brokers Ltd	Eastern Brokers. Ltd.
Bartleet Produce Marketing (Pvt) Ltd	Mercantile Produce Brokers (Pvt) Ltd	Forbes & Walker Tea Brokers (Pvt) Ltd
Mercantile Produce Brokers (Pvt) Ltd	Forbes & Walker Tea Brokers (Pvt) Ltd	Asia Siyaka Commodities PLC.



AUCTION DETAILS

Auction No.	22	
Dates	07 th / 08 th June 2022	
	No. of Lots	Qty – kg
Ex Estate	754	877,992
Main Sale Total	9,354	4,814,889
High & Medium	1,692	878,280
Low Grown - Leafy	1,799	761,960
Low Grown - Semi Leafy	1,122	479,420
Low Grown Tippy	1,534	773,208
Premium / Flowery	269	46,193
Off Grades	2,427	1,353,533
Dust	511	522,295
Grand Total	10,108	5,692,881
Reprints	1,164	661,410
Total No. of Lots Offered	10,108	
Total Quantity Offered (kg)	5,692,881	

PROMPT DATES

Auction No.	Buyers	Sellers
22	15/06/2022	16/06/2022



COMMENTS



The Auction averages for the month of May 2022 recorded at Rs.1,324.95, is an increase of Rs.715.43 in comparison to May 2021, which was at Rs.609.52. When analyzing the respective elevation averages for the month of May 2022, the High Grown recorded an average of Rs.1,053.07 which is a positive variance of Rs.473.32 in comparison to Rs.579.75 in May 2021. Medium Grown too recorded a positive variance of Rs.548.84 with an average of Rs.1,099.02 when compared to Rs.550.18 in May 2021. Similarly, a positive variance of Rs.866.37 was also recorded in the Low Grown with an average of Rs.1,506.71 in comparison to Rs.640.34 in May 2021.

The 0.87Mkg of Ex estate teas on offer met with fair demand. Select Best Western High Grown BOPs were firm to a little dearer at times, the below best and plainer varieties declined from last week's levels. Select Best Western High Grown BOPFs declined, the below best and plainer sorts were firm to irregularly lower at times. Nuwara Eliya BOPs were firm, and there were hardly any BOPFs on offer. Uda Pusellawa BOPs were firm to a little dearer at times, the BOPFs gained following quality. Uva BOPs too were firm to a little dearer at times, the BOPF were irregular. Low Grown CTC BP1s were selectively dearer, the High and Medium sorts were irregular with some invoices remaining unsold. The Low Grown PF1s declined marginally, however the High and Medium sorts were irregular following quality.

The 2.0Mkg of Low Grown teas which were on offer met with good demand. In the Leafy segment, OP varieties were firm. OPAs followed a similar trend. Better OP1s were lower, others met with fair demand. In the Semi Leafy segment, BOP1s were firm. Pekoe varieties were selectively dearer, Pekoe1 too met with improved demand. In the Small Leaf segment, well-made FBOPs were dearer, others met with fair demand. FBOPF varieties attracted improved interest. Better FBOPF1s were dearer, others too met with improved interest. BOPF.SP, BOPF, BOP.SP and BOPs met with good demand. All Premium Flowery teas were dearer.

Russia, Iran and the C.I.S countries lent fair support whilst improved interest was shown from Turkey. Libya and Iraq were selective.



MARKET DESCRIPTION

Western Teas

Select best BOPs were firm to a little easier by Rs.50/- to Rs.60/-, the below best and plainer varieties were easier following quality. Best BOPFs declined by Rs.50/- to Rs.100/-, the below best and plainer varieties were firm to irregularly lower at times. Medium BOPs were firm to a little dearer. The BOPFs were barely steady and declined irregularly following quality.

Nuwara Eliya Teas

BOPs were firm, however there were hardly any BOPFs on offer this week.

Uva Teas

BOPs were dearer, the BOPFs were irregular. Uda Pussellawa BOPs were dearer by Rs.50/- to Rs.70/-. The BOPFs too gained following quality.

CTC Teas

Low Grown BP1s were selectively dearer. The PF1s declined from last week levels. High and Medium BP1s were irregular with some invoices remaining unsold. The PF1s gained following quality.

QUOTATIONS

	BOP – RS.	BOPF – RS.
Good Westerns	1420 – 1550	1220 – 1340
Average Westerns	1050 – 1400	920 – 1200
Plainer Westerns	840 – 1040	810 – 900
Western Mediums	860 – 2150	700 – 900
Uva Teas	1040 – 1550	830 – 1060
Nuwara Eliya Teas	1850	NQ
Uda Pussellawa Teas	880 – 1360	800 – 900
CTC (BP1 and PF1)	490 - 1200	700 - 1950





MARKET DESCRIPTION

Low Grown

Select best wiry OP1s maintained last levels, best types along with the below best sorts declined by Rs.50/- to Rs.100/-, secondaries maintained similar levels to last. Better twisted OPs were firm to marginally easier, secondaries too followed a similar trend. Well-made OPAs were firm to easier by Rs.50/-, secondaries however met with fair demand. Well twisted BOP1s were firm, bolder types met with irregular demand. Select best and best Pekoes along with the heavy bold Pekoe invoices gained by Rs.50/- and more at times. Shotty Pekoe1s along with the secondaries were firm to dearer by Rs.50/- to Rs.80/-.

Select best BOPs were firm, best and below best types were dearer by Rs.20/- to Rs.30/-, secondary types were irregularly lower by Rs.10/- to Rs.20/-. BOP.SP.s and BOPF.SP.s met with improved demand. BOPFs followed a similar trend. Select best and best FBOPF1's were dearer by Rs.20/- to Rs.30/-, below best types met with reasonable demand, secondaries were lower to last. Well-made FBOPs in the select best category were dearer by Rs.20/- to Rs.30/-, best types too were dearer by Rs.20/- to Rs.30/-, others were lower to last by Rs.20/- to Rs.30/-. FBOPF varieties met with good demand. All Premium Flowery teas met with very good demand.

Off Grades

Select best FGS1s declined by Rs.50/- to Rs.70/-, best, below best and poorer types were firm to dearer by Rs.20/- to Rs.30/-. Select best and best BM.s declined by Rs.50/- to Rs.80/-, below best and poorer types were firm to dearer by Rs.20/- to Rs.30/-. All BP.s were firm to dearer by Rs.10/- to Rs.20/-. Select best BOP1As, particularly the Pekoe reducers gained, others were firm to easier by Rs.30/- to Rs.50/- and more at times.

Dust

Select best and best Dust1s were lower by Rs.10/- to Rs.20/-, below best types depreciated by Rs.5/- to Rs.10/-, poorer sorts sold at last levels. High and Medium CTCs were firm to dearer by Rs.10/-. Low Grown CTCs appreciated Rs.20/- to Rs.30/- and more at times. Low Grown Dust/Dust1s were lower by Rs.10/- to Rs.15/-.



QUOTATIONS

	Select Best	Best	Below Best	Others
LIQUORING				
DUST-1	900.00 - 1480.00	750.00 - 890.00	680.00 - 740.00	600.00 - 650.00
OFF GRADES				
FGS1	900.00 - 1040.00	860.00 - 890.00	750.00 - 850.00	450.00 - 740.00
FGS	880.00 - 1020.00	780.00 - 870.00	680.00 - 770.00	420.00 - 670.00
LOW GROWNS				
FBOPF / FFSP / FFEXSP	3500.00 - 8150.00	2500.00 - 3400.00	1700.00 - 2400.00	1000.00 - 1600.00
BOP	1800.00 - 2600.00	1400.00 - 1700.00	1100.00 - 1300.00	850.00 - 1050.00
BOPSP	1700.00 - 2150.00	1300.00 - 1600.00	1100.00 - 1250.00	850.00 - 1050.00
BOPF	1600.00 - 1750.00	1200.00 - 1500.00	900.00 - 1100.00	700.00 - 820.00
FBOPF1	1900.00 - 3700.00	1400.00 - 1800.00	1100.00 - 1350.00	800.00 - 1050.00
FBOP	2100.00 - 3150.00	1600.00 - 1900.00	1300.00 - 1500.00	900.00 - 1200.00
BOP1	3600.00 - 4200.00	2800.00 - 3300.00	2250.00 - 2600.00	1200.00 - 1700.00
OP1	3500.00 - 4400.00	2200.00 - 2900.00	1900.00 - 2150.00	650.00 - 850.00
OP	2000.00 - 2300.00	1500.00 - 1800.00	1400.00 - 1480.00	650.00 - 850.00
OPA	1600.00 - 2600.00	1200.00 - 1400.00	950.00 - 1150.00	750.00 - 900.00
PEKOE	1500.00 - 2600.00	1200.00 - 1450.00	950.00 - 1150.00	700.00 - 850.00
PEKOE1	1850.00 - 2400.00	1400.00 - 1750.00	1100.00 - 1300.00	750.00 - 900.00
DUST / DUST1	900.00 - 1300.00	780.00 - 890.00	700.00 - 770.00	600.00 - 690.00



- **Top Prices**
- **Colombo Auction Averages**
- **National Elevational Averages**
- **Agro Climatic District Averages**
- **All Brokers Private Sale Figures**



TOP PRICES (SALE NO. 22 – 07TH / 08TH JUNE 2022)



WESTERN HIGH			
BOP		Gouravilla	1550.00
		Wattegodda	1550.00
BOPSP		Queensberry	1650.00
BOPF/BOPFSP		Wattegodda	1340.00
FBOP/FBOP1		Glenloch	2500.00
FBOPF/FBOPF1		Torrington	1900.00
BOP1	*	Inverness	1800.00
OP/OPA	*	Venture	1750.00
OP1	*	Venture	2100.00
PEKOE/PEKOE1		Great Western	1480.00

UVA HIGH			
BOP		Glenanore	1650.00
BOPSP		Ranaya	1750.00
BOPF/BOPFSP	*	Spring Valley	1280.00
FBOP/FBOP1		Aislaby	2200.00
FBOPF/FBOPF1		Gonamotawa	2000.00
BOP1		Glenanore	2650.00
OP/OPA	*	Glenanore	1850.00
OP1		Glenanore	2300.00
PEKOE/PEKOE1	*	Glenanore	1600.00
		Gonamotawa	1600.00

NUWARA ELIYA			
BOP		Mahagastotte	1850.00
BOPF/BOPFSP	*	Kenmare	820.00
FBOP/FBOP1		Court Lodge	1600.00
OP/OPA		Mahagastotte	880.00
PEKOE/PEKOE1		Court Lodge	940.00

WESTERN MEDIUM			
BOP	+	Dartry Valley	2150.00
BOPSP	+	Craighead	2250.00
BOPF/BOPFSP		Craighead	1700.00
FBOP/FBOP1		Craighead	2750.00
FBOPF/FBOPF1	+	Dartry Valley	2350.00
BOP1		Elpitiya	2750.00
OP/OPA	*	Randenigala Super	1700.00
		Doombagastalawa	1700.00
		Galgewatta	1700.00
OP1		Harangalla	2350.00
PEKOE/PEKOE1		Harangalla	1750.00

UVA MEDIUM			
BOP		Halpewatta Uva	1950.00
BOPSP		Halpewatta Uva	1950.00
BOPF/BOPFSP		Dickwella	1950.00
FBOP/FBOP1	+	Halpewatta Uva	2750.00
FBOPF/FBOPF1		Dickwella	2000.00
BOP1	*	Demodera 'S'	2250.00
OP/OPA	+	Maratenne	2100.00
OP1		Dickwella	2750.00
PEKOE/PEKOE1		Halpewatta Uva	1650.00

CTC LOW			
PF1		Kalubowitiyana CTC	1950.00
BP1		Cecilayan CTC	1200.00
BPS		-	
OF	*	Peakwatta CTC	720.00

UDA PUSSELLAWA			
BOP		Kirklees	1360.00
BOPSP		Delmar	1180.00
BOPF/BOPFSP	*	Mooloya	900.00
FBOP/FBOP1	+	Alma	2200.00
FBOPF/FBOPF1		Alma	1850.00
BOP1	++	Gampaha	1950.00
OP/OPA		Alma	1360.00
OP1		Alma	2050.00
PEKOE/PEKOE1		Alma	1600.00

CTC HIGH			
PF1		Ulugedara CTC	980.00
BP1	*	Dunsinane CTC	880.00
BPS	*	Florence CTC	530.00
OF		-	

CTC MEDIUM			
PF1		New Peacock CTC	900.00
BP1		Strathdon CTC	590.00
BPS		-	
OF		-	



TOP PRICES (SALE NO. 22 – 07TH / 08TH JUNE 2022)



LOW			
BOP	+	Pothotuwa	2600.00
BOPSP		Geekiyanahena	2150.00
BOPF		Aldora	1750.00
BOPFSP		Wathurawila	2200.00
FBOP		Adams View	3150.00
FBOP1		Peak Forest	3100.00
		New Vithanakande	3100.00
FBOPF		Sihara	3600.00
FBOPF1		New Vithanakande	3700.00
BOP1		Brombil	4200.00
OP1	++	Pothotuwa	4400.00
OP		New Deniyaya	2300.00
OPA		Green Lanka	2600.00
PEKOE		Liyonta	2600.00
PEKOE1		Nilrich	2400.00

**** MORE THAN ONE TOP PRICE OBTAINED**
*** TEAS SOLD BY JOHN KEELLS PLC**
+ ALL TIME RECORD PRICE
++ ALL TIME RECORD PRICE EQUALED

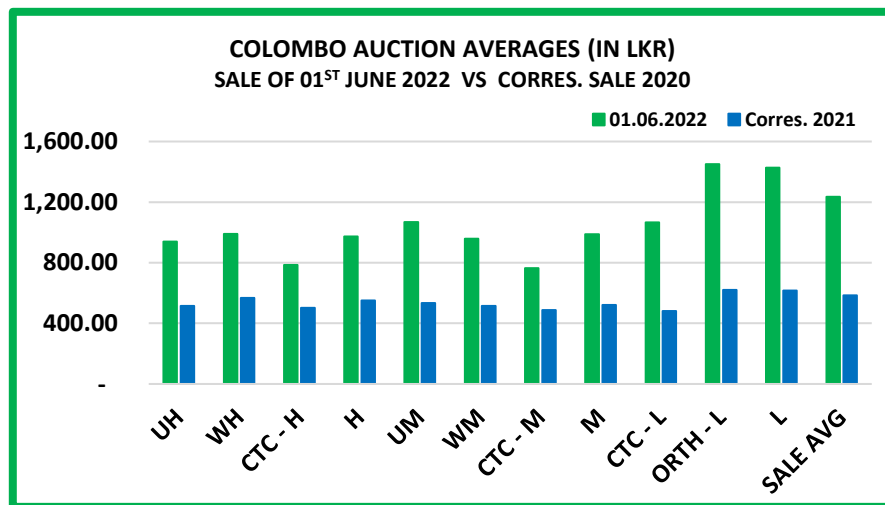
PREMIUM			
FBOPFSP	+	Maratenne	8150.00
FBOPFEXSP		Uruwala	7800.00
FBOPFEXSP1	++	Sunrise	7950.00

DUST			
DUST1	*	Mattakelle	1480.00
P.DUST	+	Ceciliyan CTC	1900.00

OFF GRADES			
FNGS/FNGS1		Somerset	1040.00
PFNGS	*+	Hingalgoda CTC	1460.00
BM		Kurunduwatte	1300.00
BP		Chandrika Estate	1650.00
BOP1A		Falcon Lanka	1400.00

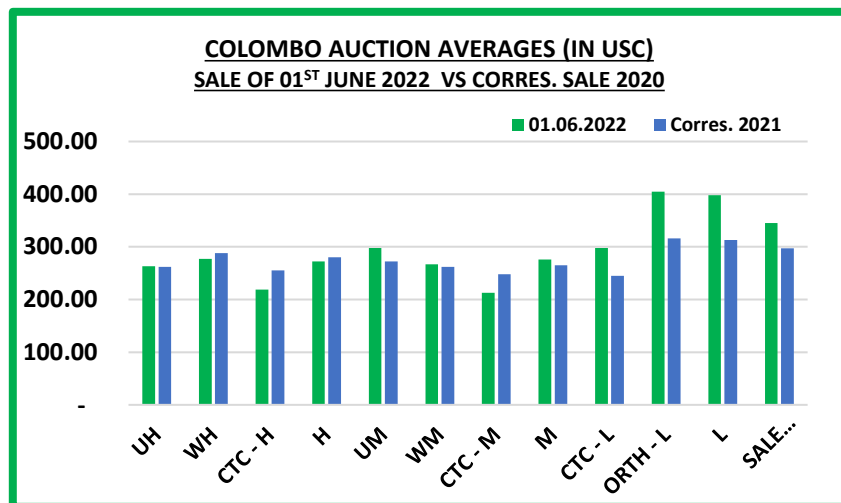


COLOMBO AUCTION AVERAGES



	Sale of 25/05/2022In LKR	Sale of 01/06/2022 In LKR	Corres. 2021 In LKR
Uva High Grown	929.22	940.50	515.88
Western High Grown	968.83	991.13	566.83
CTC High Grown	795.73	785.97	501.36
Summary of High Grown	955.08	973.61	550.44
Uva Medium Grown	1056.68	1068.92	534.69
Western Medium Grown	988.58	957.61	516.04
CTC Medium Grown	795.25	763.72	488.19
Summary of Medium Grown	1010.38	988.62	521.64
CTC Low Grown	957.43	1067.00	481.16
Orthodox Low Grown	1448.24	1450.18	621.27
Summary of Low Grown	1419.56	1427.16	615.66
TOTAL SALE AVERAGE	1239.79	1236.09	584.27

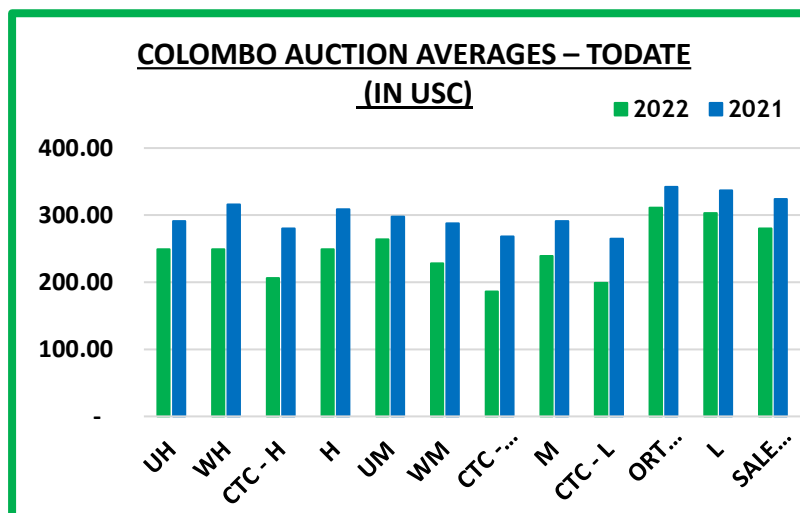
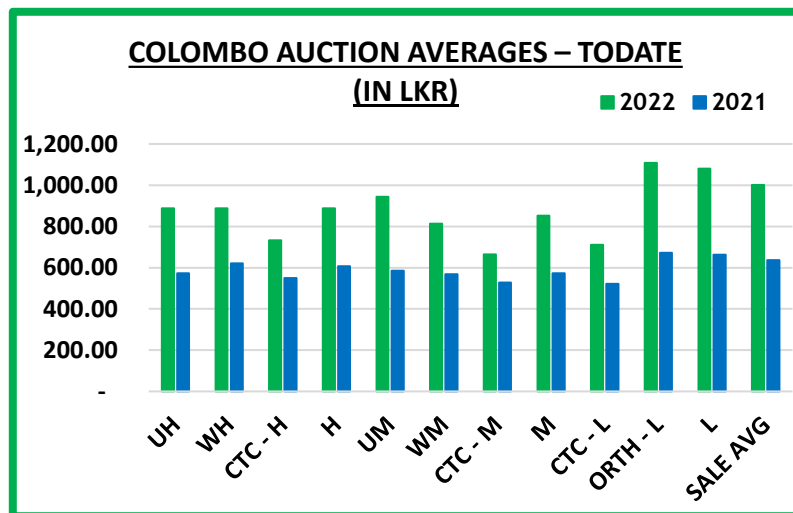
COLOMBO AUCTION AVERAGES



	Sale of 25/05/2022 In USC	Sale of 01/06/2022 In USC	Corres. 2021 In USC
Uva High Grown	260	263	262
Western High Grown	271	277	288
CTC High Grown	223	219	255
Summary of High Grown	267	272	280
Uva Medium Grown	296	298	272
Western Medium Grown	277	267	262
CTC Medium Grown	222	213	248
Summary of Medium Grown	283	276	265
CTC Low Grown	268	298	245
Orthodox Low Grown	405	405	316
Summary of Low Grown	397	398	313
TOTAL SALE AVERAGE	347	345	297



COLOMBO AUCTION AVERAGES



January to Date (Sale No.21)	2022 LKR	2021 LKR	2022 USC	2021 USC
Uva High Grown	888.34	572.80	249	291
Western High Grown	887.66	621.06	249	316
CTC High Grown	733.12	549.93	206	280
Summary of High Grown	887.87	607.57	249	309
Uva Medium Grown	943.18	585.64	264	298
Western Medium Grown	813.22	567.47	228	288
CTC Medium Grown	664.35	527.79	186	268
Summary of Medium Grown	852.47	572.77	239	291
CTC Low Grown	710.21	521.01	199	265
Orthodox Low Grown	1108.92	672.94	311	342
Summary of Low Grown	1080.69	663.61	303	337
TOTAL SALE AVERAGE	1000.43	636.65	280	324



COLOMBO AUCTION AVERAGES

FROM 01 ST TO 31 ST MAY 2022	LKR
Uva High Grown	1054.43
Western High Grown	1081.70
Summary of High Grown	1072.01
Uva Medium Grown	1202.35
Western Medium Grown	1055.01
Summary of Medium Grown	1101.82
Summary of Low Grown	1515.41
TOTAL SALE AVERAGE	1337.28



NATIONAL ELEVATIONAL AVERAGES

NATIONAL ELEVATIONAL AVERAGES – MAY 2022				
Elevation	MONTH		TODATE	
	QUANTITY - KG	AVERAGE - RS. / KG	QUANTITY - KG	AVERAGE - RS. / KG
ORTHODOX				
UVA-HIGH	2,285,116	1,053.98	6,979,512	884.04
WESTERN-HIGH	3,882,319	1,094.37	14,753,012	909.36
UVA-MEDIUM	1,599,304	1,201.60	5,912,079	924.19
WESTERN-MEDIUM	2,464,918	1,119.62	9,152,978	864.45
LOW	15,431,946	1,548.24	61,693,311	1,108.67
TOTAL	25,663,603	1,372.80	98,490,892	1,029.13
CTC				
UVA-HIGH	124,440	1,004.74	442,827	810.38
WESTERN-HIGH	344,173	910.89	1,578,521	728.76
WESTERN-MEDIUM	766,864	845.04	3,414,397	661.30
LOW	1,230,585	1,045.33	5,743,191	704.12
TOTAL	2,466,062	962.24	11,178,936	698.73
OTH/CTC				
UVA-HIGH	2,409,556	1,051.44	7,422,339	879.64
WESTERN-HIGH	4,226,492	1,079.42	16,331,533	891.90
UVA-MEDIUM	1,599,304	1,201.60	5,912,079	924.19
WESTERN-MEDIUM	3,231,782	1,054.47	12,567,375	809.26
LOW	16,662,531	1,511.10	67,436,502	1,074.21
TOTAL	28,129,665	1,336.81	109,669,827	995.44
GREEN				
UVA-HIGH	68,670	780.10	292,613	705.76
WESTERN-HIGH	40,468	1,271.48	241,410	838.93
UVA-MEDIUM	21,447	1,326.36	140,837	882.72
WESTERN-MEDIUM	37,399	1,090.86	180,015	790.19
TOTAL	167,984	1,037.40	854,875	790.30



NATIONAL ELEVATIONAL AVERAGES – Continued;

ORGANIC TEAS				
UVA-HIGH	8,100	986.79	88,600	777.01
WESTERN-HIGH	385	965.00	36,543	885.81
UVA-MEDIUM	15,415	888.92	45,655	823.61
WESTERN-MEDIUM	12,495	946.13	74,681	865.53
LOW	2,910	3,718.37	24,036	2,301.84
TOTAL	39,305	1,137.50	269,515	960.17
SPECIAL TEA				
UVA-HIGH	51	17,673.27	235	14,139.26
WESTERN-HIGH	8,068	2,976.78	28,059	3,070.73
UVA-MEDIUM	4	19,750.00	67	14,313.43
WESTERN-MEDIUM	15,237	1,355.24	54,689	1,076.04
LOW	187	8,669.63	959	11,282.44
TOTAL	23,547	2,007.06	84,008	1,905.86
BLACK TEA SALES FROM REFUSE TEA PROCESSING CENTRES				
UVA-HIGH	81,118	639.33	402,648	502.16
WESTERN-HIGH	218,024	687.39	815,327	576.00
UVA-MEDIUM	11,510	660.63	72,077	544.07
WESTERN-MEDIUM	43,900	679.51	130,121	521.68
LOW	97,543	676.58	471,229	551.15
TOTAL	452,095	674.99	1,891,402	549.14
COMPOSITE NATIONAL AVERAGES				
HIGH GROWN	7,060,932	1,053.07	25,659,308	871.68
MEDIUM GROWN	4,988,493	1,099.02	19,177,595	843.16
LOW GROWN	16,763,171	1,506.71	67,932,725	1,071.16
ALL TEA AVERAGE	28,812,596	1,324.95	112,769,627	987.00



SUB DISTRICT AVERAGE PRICES DURING THE MONTH OF APRIL 2022

SUB DISTRICTS	MONTH	CUM.	SUB DISTRICTS	MONTH	CUM.
(A) NUWARA ELIYA	1,271.40	871.11	(D) UDA PUSSELLAWA		
			(i) Uda Pussellawa / Halgranoya	1,133.37	760.18
(B) WESTERNS	1,196.46	815.62	(ii) Maturata	1,148.22	751.71
(i) Ramboda	1,083.96	728.10			
(ii) Pundaluoya	1,143.98	779.25	(E) UVAS		
(iii) Agarapatana	1,287.42	875.72	(i) Koslanda / Haldumulla	1,501.70	958.62
(iv) Nanuoya/ Lindula/ Talawakelle			(ii) Haputale	1,140.96	795.18
(v) Patana / Kotagala	1,116.97	746.98	(iii) Bandarawela / Poonagalla	1,169.93	735.56
(vi) Hatton / Dickoya	1,111.81	773.42	(iv) Malwatte / Welimada	1,085.49	736.72
(vii) Bogawantalawa	1,229.06	839.40	(v) Demodara / Haliella / Badulla	1,288.98	863.26
(viii) Upcot / Maskeliya	1,189.76	821.90	(vi) Ella / Namunukula	866.75	659.89
			(vii) Passara / Lunugalla	1,142.98	786.71
(C) MEDIUMS			(viii) Madulsima	1,134.80	763.97
(i) Watawala/ Ginigathena / Norton Bridge	1,107.17	594.35			
(ii) Pussellawa / Hewaheta	1,023.90	727.08	(F) LOW GROWNS		
(iii) Kotmale	1,244.78	844.76	(i) Deniyaya	1,626.38	1,061.16
(iv) Gampola / Nawalapitiya / Dolosbage	1,114.82	745.72	(ii) Galle	1,552.63	977.94
(v) Nilambe / Hantane / Galaha	968.02	736.63	(iii) Kalutara	1,347.78	845.38
(vi) Kadugannawa	1,002.60	681.73	(iv) Kegalle	1,232.42	799.87
(vii) Madulkelle / Knuckles / Rangala	1,068.58	675.92	(v) Kellani Valley	1,414.70	940.02
(viii) Hunnasgiriya / Matale / Yakdessa	1,012.98	720.24	(vi) Kandy / Matale / Kurunegala	908.85	624.24
(ix) Balangoda / Rakwana	1287.70	948.74	(vii) Matara	1,601.68	1,038.32
			(viii) Morawaka	1,569.44	986.01
			(ix) Ratnapura	1,454.19	938.39
			(x) Balangoda	1,303.49	867.09

SOURCE : SRI LANKA TEA BOARD



SUB DISTRICT AVERAGE PRICES DURING THE MONTH OF MAY 2022

SUB DISTRICTS	MONTH	CUM.	SUB DISTRICTS	MONTH	CUM.
(A) NUWARA ELIYA	1,125.46	941.18	(D) UDA PUSSELLAWA		
			(i) Uda Pussellawa / Halgranoya	947.53	825.06
(B) WESTERNS			(ii) Maturata	1,023.72	838.91
(i) Ramboda	1,125.00	894.35			
(ii) Pundaluoya	996.84	794.08	(E) UVAS		
(iii) Agarapatana	999.27	839.7	(i) Koslanda / Haldumulla	1,696.27	1,119.55
(iv) Nanuoya / Lindula / Talawakelle	1,170.44	954.05	(ii) Haputale	1,059.87	876.74
(v) Patana / Kotagala	972.35	805.87	(iii) Bandarawela / Poonagalla	1,006.81	804.65
(vi) Hatton / Dickoya	1,008.17	830.41	(iv) Malwatte / Welimada	1,109.10	852.03
(vii) Bogawantalawa	1,067.64	898.87	(v) Demodara / Haliella / Badulla	1,246.30	975.00
(viii) Upcot / Maskeliya	1,034.89	876.22	(vi) Ella / Namunukula	818.06	696.07
			(vii) Passara / Lunugalla	1,125.32	872.64
(C) MEDIUMS			(viii) Madulsima	1,043.33	849.41
(i) Watawala / Ginigathena / Norton Bridge	944.07	651.81			
(ii) Pussellawa / Hewaheta	1,063.26	818.45	(F) LOW GROWNS		
(iii) Kotmale	1,232.08	950.51	(i) Deniyaya	1,755.22	1,236.77
(iv) Gampola / Nawalapitiya / Dolosbage	1,087.28	833.16	(ii) Galle	1,609.92	1,134.07
(v) Nilambe / Hantane / Galaha	1,055.09	829.57	(iii) Kalutara	1,425.93	976.33
(vi) Kadugannawa	1,004.55	745.97	(iv) Kegalle	1,230.02	909.96
(vii) Madulkelle / Knuckles / Rangala	962.25	743.78	(v) Kellani Valley	1,466.17	1,074.05
(viii) Hunnagiriya / Matale / Yakkdessa	1,006.76	799.71	(vi) Kandy / Matale / Kurunegala	929.55	691.47
(ix) Balangoda / Rakwana	1266.03	956.17	(vii) Matara	1,752.89	1,211.44
			(viii) Morawaka	1,644.46	1,143.12
			(ix) Ratnapura	1,496.76	1,081.29
			(x) Balangoda	1,317.92	984.55

SOURCE : SRI LANKA TEA BOARD



ALL BROKERS PRIVATE SALE FIGURES (FOR THE PERIOD – 30TH MAY TO 04TH JUNE 2022)

	WEEKLY	TODATE
High & Medium	26,355.00	934,485.20
Low	8,419.00	136,210.75
Green Tea	39,980.00	664,795.30
Organic Tea	11,846.00	210,966.93
BMF	190,364.00	3,121,499.00
Direct Sales	-	-
Forward Contract	52,360.00	857,240.00





- **Crop and Weather**
- **Crop Figures**
- **Tea News**
- **Tea Sale Arrangements**

CROP AND WEATHER - FOR THE PERIOD OF – 30TH MAY TO 05TH JUNE 2022



Western

Dull mornings with continuous rainfall were reported throughout the week in the Agarapatana, Bogowantalawa, Talawakelle and Dickoya districts.



Nuwara Eliya

Rainfall was recorded at the beginning of the week, whilst bright weather with windy conditions were reported towards the latter half of the week in Nuwara Eliya and Kandapola districts.



Uva

Bright weather conditions were experienced throughout the week in the Badulla and Bandarawela districts whilst misty weather with dull evenings were recorded in the Haputale district.



Low Grown

Heavy rainfall was experienced throughout the week in the Galle district whilst occasional rainfall was recorded in Rathnapura and Deniyaya districts.



Crop

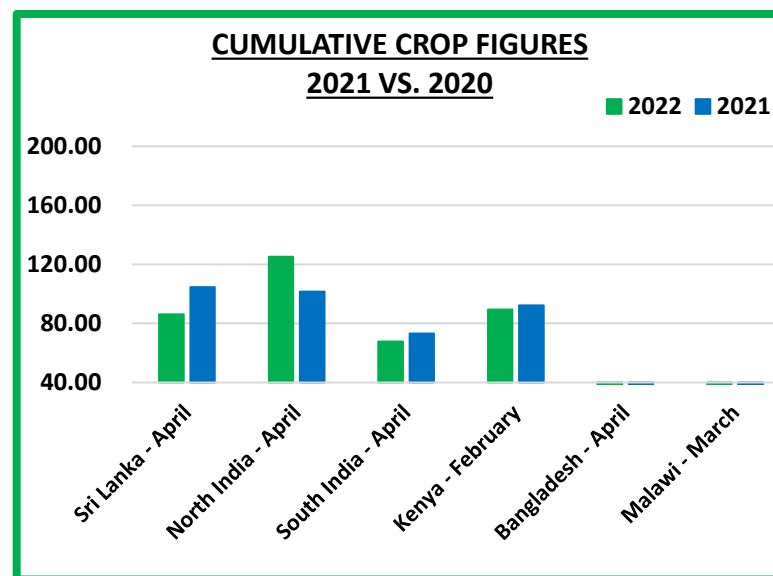
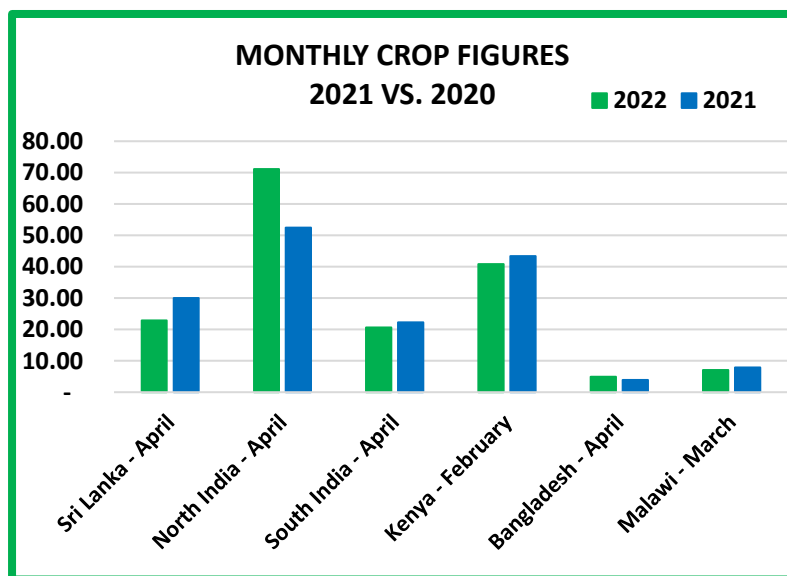
Crop intakes are moderate to low.



CROP FIGURES OF MAJOR PRODUCING & EXPORTING COUNTRIES

Country	Month	2022	2021	Cumulative + Inc. / Dec.	Cumulative	2022	2021	Cumulative + Inc. / Dec.
Sri Lanka	April	22.90	30.03	- 7.13	Upto April	86.23	104.54	- 18.31
North India	April	71.16(E)	52.43	- 18.73	Upto April	125.21(E)	101.48	23.73
South India	April	20.61(E)	22.27	- 1.66	Upto April	67.74(E)	73.06	-5.32
Kenya	February	40.82	43.39	- 2.57	Upto February	89.50	92.29	- 2.79
Bangladesh	April	4.93	3.93	+ 1.00	Upto April	7.06	5.92	+ 1.14
Malawi	March	7.10	7.90	- 0.80	Upto March	18.90	22.20	- 3.30

(E) - Estimated



TEA NEWS AROUND THE GLOBE



CHITTAGONG MARKET

SALE NO.06 – 06TH JUNE 2022

CTC LEAF: 29,981 packages of Current Season teas on offer met with a strong demand at dearer rates.

BROKEN: All good liquoring Broken met with a strong demand and were dearer following competition. Smaller Broken also met with a strong demand particularly good liquoring types which were firm to dearer. Medium varieties met with a fairly good demand and were about steady with a few withdrawals. Plain types met with fair interest and sold in line with quality. BLF teas followed a similar trend to last and generally sold at steady rates with some withdrawals.

FANNINGS: There was a fair weight of good liquoring Fannings on offer which met with a strong demand and were mostly firm to occasionally dearer but Mediums saw more demand and were about steady. Plain types tended easier following only some support from the buyers. BLF teas met with a fair demand and were generally firm. There were less withdrawals.

CTC DUST: 8,553 packages of Current Season teas on offer met with fairly strong demand. Well made good liquoring Dusts were well competed for and were fully firm to slightly dearer. Medium Dusts also sold well at around last levels. Plain and BLF Dusts met with less demand and sold at easier rates with fair withdrawals. Blenders lent good support with fair interest from the Loose tea buyers.

COMMENTS: With the advent of improved liquoring invoices, buyers stepped up their buying and operated strongly on these teas. As a result, prices moved up by a fair margin for best teas on offer. Blenders were more active with some interest from the Loose tea buyers. As a result of increased activity, withdrawals were much less with an improvement in prices. Bright liquoring Dusts were a strong feature of the sale.

Our catalogue (Sale 06): Avg: Tk 216.92, Sold 89.3% & (Sale 05) Avg: Tk 212.58, sold 73.1%

Quotations – This Week – (In Taka)

Broken	This Week	Last Week	Fannings	This week	Last Week
Large	NQTA	183-190 nom	Best	210-220	200-207
Medium	195-205	183-191	Good	202-207	192-197
Small	193-203	190-199	Medium	190-195	188-192
Plain	180-185	175-185	Plain	180-185	175-185
BLF	128-142	125-140	BLF	128-142	125-140

Exchange Rates 06th June 2022 Sterling Pound: Tk. 112.5883, dollar: Tk. 90.6967

SOURCE : NATIONAL BROKERS LTD



TEA NEWS AROUND THE GLOBE



SILIGURI MARKET

SALE NO.22 – SALE OF 03RD JUNE 2022

1. **Market Description :**
 - Levels appreciated further for the liquoring varieties. Remainder were irregular.
 - Common/plainer sorts continued to witness fair withdrawals.
 - 17.3 % of teas sold above Rs. 300/- in comparison to 9.1% in sale 21.

2. TOTAL AUCTION WEIGHTED AVERAGE (₹)

	2022-23			2021-22			UPTO SALE - 22		
	SALE - 22	SALE - 21	+/-	SALE - 22	SALE - 21	+/-	2022-23	2021-22	2020-21
CTC	193.04	181.92	11.12	218.50	213.22	5.29	198.13	210.35	198.71
DUST	183.73	177.16	6.57	209.04	196.93	12.12	187.61	195.25	186.32
TOTAL	191.94	181.34	10.60	217.35	211.27	6.08	196.96	208.64	197.13

SOURCE: PARCON INDIA PVT LTD

GUWAHATI MARKET

SALE NO.22 – SALE OF 02ND JUNE 2022

1. **Market Description :**
 - Good demand for liquoring sorts and improved variety which were dearer with competition. Medium & plainer sorts met with fair demand and also witnessed withdrawals.
 - Medium & plainer teas sold around last levels. First flush reprinted teas were discounted & out listed.
 - Better movement witnessed in the dust segment which followed the trend in leaf.
 - HUL operated on cleaner, blacker liquoring teas while TCPL was very selective at lower levels.
 - There was an increment in the teas selling in the Rs.300(+) bracket.

2. TOTAL AUCTION WEIGHTED AVERAGE (₹)

	2022-23			2021-22			UPTO SALE - 22		
	SALE - 22	SALE - 21	+/-	SALE - 22	SALE - 21	+/-	2022-23	2021-22	2020-21
CTC	187.76	180.24	7.51	231.53	228.32	3.22	197.69	214.13	213.23
DUST	173.18	166.20	6.98	215.94	211.06	4.87	192.42	204.13	202.14
TOTAL	183.57	176.20	7.37	226.95	223.07	3.88	196.38	211.39	210.14

SOURCE: PARCON INDIA PVT LTD





TEA NEWS AROUND THE GLOBE

KOLKATA ORTHODOX / CTC MARKET

SALE NO.22 – SALE OF 02ND JUNE 2022

1. Market Description :

- Strong demand.
- Market fully firm to dearer particularly for the better sorts which witnessed keen competition.
- Browner, stalky, off grades and secondaries sold in line with quality.

	WHOLE LEAF		BROKENS		FANNINGS
	1ST LINE	2ND LINE	LARGER	SMALLER	LEAFY
BEST	450-600+	380-450+	385-450+	350-370+	270-290+(N)
GOOD	365-385	340-360	320-350	310-330	230-250
MEDIUM	315-345	300-325	280-300	290-300	180-210

- Demand: good for liquoring sorts and fair for remainder.
- Quality teas sold well with competition and their corresponding dust grades were dearer. Medium & plainer categories were irregularly easier and witnessed withdrawals.
- Teas selling above Rs.300/- increased to 10.6% against 6.1%, last week.
- WI and HUL were active with support from exporters, other packers and local dealers.

2. TOTAL AUCTION WEIGHTED AVERAGE (₹)

	2022-23			2021-22			UPTO SALE - 22		
	SALE - 22	SALE - 21	+/-	SALE - 22	SALE - 21	+/-	2022-23	2021-22	2020-21
CTC	186.41	186.15	0.25	222.48	234.27	-11.79	206.07	219.63	217.11
DUST	205.99	192.74	13.25	214.45	210.07	4.38	219.80	214.14	229.67
TOTAL	191.44	188.00	3.44	220.14	226.43	-6.29	209.43	218.23	219.80

SOURCE: PARCON INDIA PVT LTD



UPCOMING AUCTION DETAILS

Auction No.	22		23	
Dates	21 st / 22 nd June 2022		13 th / 15 th June 2022	
	No. of Lots	Qty – kg	No. of Lots	Qty – kg
Ex-Estate	703	801,264	751	873,886
Main Sale Total	10,250	5,191,647	10,304	5,240,582
High & Medium	1,567	800,273	1,674	880,973
Low Grown – Leafy	2,120	924,073	2,063	903,584
Low Grown – Semi Leafy	1,345	576,642	1,488	659,148
Low Grown Tippy	1,854	917,069	1,847	946,055
Premium / Flowery	389	68,495	360	62,713
Off Grades	2,475	1,397,959	2,430	1,339,293
Dust	500	507,136	442	448,816
Grand Total	10,953	5,992,911	11,055	6,114,468
Reprints	645	380,890	1,163	630,172
Total No. of Lots on Offer	10,953		11,055	
Total Quantity on Offer (kg)	5,992,911		6,114,468	



SCHEDULED CLOSING DATES

Auction No.	Date of Sale	Ex-Estate	Main Sale
25	28 th / 29 th June 2022	09/06/2022	09/06/2022
26	05 th / 06 th July 2022	16/06/2022	16/06/2022
27	11 th / 12 th July 2022	23/06/2022	23/06/2022

PROMPT DATES

Auction No.	Buyers	Sellers
23	21/06/2022	22/06/2022
24	28/06/2022	29/06/2022
25	05/07/2022	06/07/2022



ORDER OF SALE (SALE NO. 23 – 13TH / 15TH JUNE 2022)

Main Sale Order – 1 (Leafy / Semi Leafy / Tippy / Premium / 1A)

JOHN KEELLS PLC

Lanka Commodity Brokers Ltd

Ceylon Tea Brokers PLC

Eastern Brokers. Ltd.

Asia Siyaka Commodities PLC.

Bartleet Produce Marketing (Pvt) Ltd

Mercantile Produce Brokers (Pvt) Ltd

Forbes & Walker Tea Brokers (Pvt) Ltd

Main Sale Order – 2 (H & M / Off Grade / Dust)

JOHN KEELLS PLC

Lanka Commodity Brokers Ltd

Ceylon Tea Brokers PLC

Eastern Brokers. Ltd.

Asia Siyaka Commodities PLC

Bartleet Produce Marketing (Pvt) Ltd

Mercantile Produce Brokers (Pvt) Ltd

Forbes & Walker Tea Brokers (Pvt) Ltd

Ex-Estate

JOHN KEELLS PLC

Bartleet Produce Marketing (Pvt) Ltd

Eastern Brokers. Ltd.

Mercantile Produce Brokers (Pvt) Ltd

Forbes & Walker Tea Brokers (Pvt) Ltd

Asia Siyaka Commodities PLC

Lanka Commodity Brokers Ltd

Ceylon Tea Brokers PLC

[DB : HR / SG]



TEA SALE ARRANGEMENTS



COLOMBO TEA TRADERS' ASSOCIATION

C/o. THE CEYLON CHAMBER OF COMMERCE, P.O.Box 274, No. 50, NAVAM MAWATHA, COLOMBO 02.

Telephone: 5588849; Facsimile: 2449352; E-Mail ; hemaratne@chamber.lk

CIRCULAR NO. 23 OF 2022

JUNE 03,2022

TEA SALE ARRANGEMENTS FOR 03RD QUARTER 2022 - JULY / AUGUST / SEPTEMBER

Sale No.	Date of Sale		Catalogue Closing Dates		Prompt Dates		10% Payment	E-Platform Levy Prompt Dates	
			Ex-Estate	Main Sale	Buyers	Sellers		Buyers	Sellers
JULY									
26	Tue/Wed	05 th / 06 th	16/06/2022 4.30 pm		12/07/2022	14/07/2022	08/07/2022	12/07/2022	15/07/2022
27	Mon/Tue	11 th / 12 th	23/06/2022 4.30 pm		18/07/2022	19/07/2022	15/07/2022	18/07/2022	20/07/2022
28	Tue/Wed	19 th / 20 th	30/06/2022 4.30 pm		26/07/2022	27/07/2022	22/07/2022	26/07/2022	28/07/2022
29	Tue/Wed	26 th / 27 th	07/07/2022 4.30 pm		02/08/2022	03/08/2022	29/07/2022	02/08/2022	04/08/2022





TEA SALE ARRANGEMENTS – Continued,

Sale No.	Date of Sale		Catalogue Closing Dates		Prompt Dates		10% Payment	E-Platform Levy Prompt Dates	
			Ex-Estate	Main Sale	Buyers	Sellers		Buyers	Sellers
AUGUST									
30	Tue/Wed	02 nd / 03 rd	14/07/2022 4.30 pm		09/08/2022	10/08/2022	05/08/2022	09/08/2022	12/08/2022
31	Mon/Tue	08 th / 09 th	21/07/2022 4.30 pm		15/08/2022	16/08/2022	12/08/2022	15/08/2022	17/08/2022
32	Tue/Wed	16 th / 17 th	28/07/2022 4.30 pm		23/08/2022	24/08/2022	19/08/2022	23/08/2022	25/08/2022
33	Tue/Wed	23 rd / 24 th	04/08/2022 4.30 pm		30/08/2022	31/08/2022	26/08/2022	30/08/2022	01/09/2022
34	Tue/Wed	30 th / 31 st	12/08/2022 4.30 pm		06/09/2022	07/09/2022	02/09/2022	06/09/2022	08/09/2022
SEPTEMBER									
35	Tue/Wed	06 th / 07 th	18/08/2022 4.30 pm		13/09/2022	14/09/2022	09/09/2022	13/09/2022	15/09/2022
36	Tue/Wed	13 th / 14 th	25/08/2022 4.30 pm		20/09/2022	21/09/2022	16/09/2022	20/09/2022	22/09/2022
37	Tue/Wed	20 th / 21 st	01/09/2022 4.30 pm		27/09/2022	28/09/2022	23/09/2022	27/09/2022	29/09/2022
38	Tue/Wed	27 th / 28 th	08/09/2022 4.30 pm		04/10/2022	05/10/2022	30/09/2022	04/10/2022	06/10/2022





TEA SALE ARRANGEMENTS – Continued,

HOLIDAYS FOR THIRD QUARTER - 2022		
JULY		
10 th	Sunday	Id Ul-Alha Ramazan Festival Day
13 th	Wednesday	Esala Full Moon Poya Day
AUGUST		
11 th	Thursday	Nikini Full Moon Poya Day
SEPTEMBER		
09 th	Friday	Binara Full Moon Poya Day

The Secretariat
The Colombo Tea Traders' Association





“

There is no passion to be found playing small ~ in settling
for a life that is less than the one you are capable of
living.— *Nelson Mandela*

”

