



TEA MARKET REPORT

JOHN KEELLS PLC

SALE NO.22 – 08TH / 09TH JUNE 2021

ORDER OF SALE (SALE NO. 22 - 08TH / 09TH JUNE 2021)

Main Sale Order – 1 (Leafy / Semi Leafy / Tippy / Premium / 1A)	Main Sale Order – 2 (H & M / Off Grade / Dust)	Ex-Estate
Bartleet Produce Marketing (Pvt) Ltd.	Eastern Brokers. Ltd.	JOHN KEELLS PLC
Lanka Commodity Brokers Ltd.	JOHN KEELLS PLC	Bartleet Produce Marketing (Pvt) Ltd.
JOHN KEELLS PLC	Ceylon Tea Brokers PLC	Ceylon Tea Brokers PLC
Ceylon Tea Brokers PLC	Bartleet Produce Marketing (Pvt) Ltd.	Lanka Commodity Brokers Ltd.
Eastern Brokers. Ltd.	Asia Siyaka Commodities PLC	Asia Siyaka Commodities PLC
Asia Siyaka Commodities PLC	Lanka Commodity Brokers Ltd.	F & W Tea Brokers (Pvt) Ltd.
F & W Tea Brokers (Pvt) Ltd.	Mercantile Produce Brokers (Pvt) Ltd.	Mercantile Produce Brokers (Pvt) Ltd.
Mercantile Produce Brokers (Pvt) Ltd.	F & W Tea Brokers (Pvt) Ltd.	Eastern Brokers. Ltd.



AUCTION DETAILS

Auction No.	22	
Dates	08 th / 09 th June 2021	
	No. of Lots	Qty – kg
Ex Estate	1,015	1,193,499
Main Sale Total	11,616	6,525,999
High & Medium	1,965	1,103,264
Low Grown - Leafy	2,287	1,111,906
Low Grown - Semi Leafy	1,742	917,396
Low Grown Tippy	2,253	1,260,788
Premium / Flowery	348	64,126
Off Grades	2,404	1,407,429
Dust	617	661,090
Grand Total	12,631	7,719,498
Reprints	153	101,386
Total No. of Lots Offered	12,631	
Total Quantity Offered (kg)	7,719,498	

PROMPT DATES

Auction No.	Buyers	Sellers
22	15/06/2021	16/06/2021



COMMENTS

The 1.1Mkg of Ex Estate teas on offer met with lower demand. Select best Western High Grown BOPs declined Rs.20/- to Rs.30/-, the below best and plainer varieties were substantially lower with a number of invoices remaining unsold. Select best Western High Grown BOPFs gained selectively following special inquiry, however the others were irregular and mostly easier, the below best and plainer varieties were easier by Rs.10/- to Rs.20/-. Nuwara Eliya BOPs continued to sell well although at slightly lower levels, the BOPFs eased from last week's levels. Udupussellawa BOPs were easier with most invoices remaining unsold, the BOPFs too were irregularly dearer at times, whilst the others were barely steady. Uva BOPs too were easier by Rs.20/- to Rs.40/-, the BOPFs too eased from last week's levels. Low Grown CTC BP1s were Rs.20/- to Rs.30/- easier, the High and Medium sorts too were lower with a number of invoices remaining unsold. Low Grown PF1s were easier by Rs.10/- to Rs.20/-, the High and Medium sorts too were mostly easier.

The 3.3Mkg of Low Grown teas which were on offer met with fair demand. Select best and best OP1s were lower to last. Well-made BOP1s were firm, others met with good demand. Select best and best OP/OPAs were lower following quality. Well-made bold Pekoes were dearer. Shotty Pekoe1s attracted better interest, others appreciated a few rupees. In the Small Leaf segment, select best BOP.SP / BOPF.SP and BOPFs met with fair demand. Select best and best BOPs were firm, others were lower. Well-made FBOPs were firm, others declined sharply. Select best FBOPF1s were firm, others were lower. FBOPFs attracted reasonable interest. All Premium Flowery teas met with fair demand.

Turkey, Russia, Iran and the C.I.S. countries lent fair support. Libya and Iraq were selective.





MARKET DESCRIPTION

Western Teas

Select best BOPs declined by Rs.20/- to Rs.30/-, below best and plainer varieties too were easier by Rs.40/- to Rs.50/- with some invoices remaining unsold. Select best BOPFs gained selectively following special inquiry, however the below best and plainer varieties declined by Rs.20/- to Rs.30/-. Medium BOPs were irregularly lower. BOPFs too followed a similar trend.

Nuwara Eliya Teas

BOPs sold well, however at lower levels to last week, BOPFs too were easier.

Uva Teas

BOPs were easier by Rs.20/- to Rs.40/-, BOPFs too declined from last week's levels by Rs.20/- to Rs.30/- on average. Uda pussellawa BOPs were easier with some invoices remaining unsold. The BOPFs were irregularly dearer at times, the others declined following quality.

CTC Teas

Low Grown BP1s declined by Rs.20/- to Rs.30/-, the High and Medium sorts were lower with some invoices remaining unsold due to a lack of suitable bids. Low Grown PF1s were easier by Rs.10/- to Rs.20/-, the High and Medium sorts too declined by a similar margin.

QUOTATIONS

	BOP – RS.	BOPF – RS.
Good Westerns	600 – 720	620 – 780
Average Westerns	530 – 590	540 – 610
Plainer Westerns	430 – 520	470 – 530
Western Mediums	440 – 740	470 – 530
Uva Teas	480 – 590	460 – 600
Nuwara Eliya Teas	500 – 860	530 – 700
Uda Pussellawa Teas	490 – 570	500 – 550
CTC (BP1 and PF1)	360 - 580	390 - 730





MARKET DESCRIPTION

Low Grown

Wiry OP1s in the select best and best categories were firm, bolder types along with the secondaries declined by Rs.10/- to Rs.20/-. Better twisted OPs along with the below best types declined by Rs.10/- to Rs.20/-. All OPAs declined by Rs.10/- to Rs.20/- and more as the sale progressed. BOP1s maintained a firm market. Shotty Pekoes along with the even bold Pekoe invoices were firm to dearer by Rs.10/-, reducers were mainly firm. Shotty Pekoe1s were firm to dearer by Rs.10/-, secondaries maintained last levels.

Select best BOPs were firm, best and below best types were irregularly lower by Rs.5/- to Rs.10/-, secondary types too were lower by Rs.5/- to Rs.10/- and more at times. Select best and best BOPSPs and BOPFSPs were firm, others were lower to last by Rs.5/- to Rs.10/-. BOPFs followed a similar trend. Select best FBOPF1s were firm, best and below best types were lower by Rs.5/- to Rs.10/-, poor secondaries met with lower demand. Well-made FBOPs in the select best category met with good demand, best and below best types were lower by Rs.10/- to Rs.20/- with lower demand, bold FBOP varieties were lower to last by Rs.5/- to Rs.10/-, secondary types too were lower to last. FBOPF varieties met with fair demand. Select best Premium Flowery teas met with good demand, others were irregularly lower to last by Rs.10/- to Rs.20/-.

Off Grades

Select best and best Fgs1s were dearer by Rs.10/- to Rs.20/-, below best and poorer sorts were dearer by Rs.10/-. Select best and best BMs were firm, below best and poorer sorts were dearer by Rs.10/-. All BPs were dearer by Rs.10/- to Rs.20/-. Select best and best BOP1As were dearer by Rs.10/- whilst below best BOP1As were lower by Rs.10/-, poorer sorts declined by Rs.15/- to Rs.20/- and more towards the closure.

Dust

Select best and best Dust1s were lower by Rs.10/- to Rs.20/-, below best types were firm to easier by Rs.10/- to Rs.20/-, clean secondaries were lower by Rs.20/- to Rs.30/-, others were irregular. Best High & Medium CTCs were irregular, others were firm to easier by Rs.10/-. Best Low Grown CTCs were firm on last week's levels, others followed a similar trend. Best Low Grown Dust / Dust1s were lower by Rs.10/- to Rs.20/-, others were irregular.



QUOTATIONS

	Select Best	Best	Below Best	Others
LIQUORING				
DUST-1	720.00 - 810.00	570.00 - 610.00	510.00 - 550.00	430.00 - 500.00
OFF GRADES				
FGS1	560.00 - 640.00	510.00 - 550.00	460.00 - 500.00	350.00 - 450.00
FGS	500.00 - 550.00	440.00 - 490.00	380.00 - 430.00	320.00 - 370.00
LOW GROWNS				
FBOPF / FFSP / FFEXSP	2100.00 - 3100.00	1250.00 - 1800.00	800.00 - 1000.00	600.00 - 740.00
BOP	880.00 - 1160.00	710.00 - 870.00	600.00 - 700.00	480.00 - 580.00
BOPSP	750.00 - 1180.00	630.00 - 730.00	550.00 - 590.00	420.00 - 510.00
BOPF	640.00 - 770.00	530.00 - 600.00	420.00 - 500.00	320.00 - 380.00
FBOPF1	760.00 - 980.00	670.00 - 750.00	610.00 - 650.00	470.00 - 580.00
FBOP	820.00 - 1400.00	700.00 - 770.00	600.00 - 680.00	480.00 - 580.00
BOP1	900.00 - 1350.00	880.00 - 900.00	750.00 - 880.00	600.00 - 640.00
OP1	1400.00 - 1600.00	1350.00 - 1400.00	1060.00 - 1340.00	500.00 - 650.00
OP	780.00 - 880.00	760.00 - 780.00	640.00 - 760.00	550.00 - 570.00
OPA	700.00 - 1120.00	620.00 - 650.00	550.00 - 590.00	430.00 - 480.00
PEKOE	820.00 - 1300.00	650.00 - 700.00	550.00 - 590.00	470.00 - 500.00
PEKOE1	850.00 - 1300.00	700.00 - 770.00	550.00 - 590.00	440.00 - 500.00
DUST / DUST1	480.00 - 600.00	420.00 - 460.00	380.00 - 410.00	330.00 - 360.00



- **Top Prices**
- **Colombo Auction Averages**
- **Agro Climatic District Averages**
- **All Brokers Private Sale Figures**



TOP PRICES (SALE NO. 22 - 08TH / 09TH JUNE 2021)



WESTERN HIGH			
BOP		Somerset	720.00
BOPSP		Great Western	680.00
BOPF/BOPFSP		Somerset	780.00
FBOP/FBOP1	*	Inverness	810.00
FBOPF/FBOPF1		Torrington	740.00
BOP1		Bambrakelly	780.00
OP/OPA		Weddemulla	630.00
OP1	*	Venture	690.00
PEKOE/PEKOE1		Weddemulla	850.00

UVA HIGH			
BOP	*	Aislaby	720.00
BOPSP		Craig	650.00
BOPF/BOPFSP	*	Pitaratmalie	600.00
FBOP/FBOP1		Aislaby	920.00
FBOPF/FBOPF1	*	Glenanore	760.00
BOP1	*	Aislaby	740.00
	*	Spring Valley	740.00
OP/OPA	*	Glenanore	610.00
OP1		Mount Uva	710.00
PEKOE/PEKOE1	*	Glenanore	870.00

NUWARA ELIYA			
BOP		Mahagastotte	860.00
BOPF/BOPFSP	*	Lovers Leap	700.00
FBOP/FBOP1		Mahagastotte	1000.00
OP/OPA		-	
PEKOE/PEKOE1	*	Lovers Leap	790.00

WESTERN MEDIUM			
BOP		Doombagastalawa	790.00
BOPSP		Doombagastalawa	780.00
BOPF/BOPFSP		Hatale	590.00
FBOP/FBOP1	*	Nayapane	870.00
FBOPF/FBOPF1		Craighead	980.00
BOP1		Craighead	980.00
OP/OPA		Uplands	690.00
OP1		Craighead	1300.00
PEKOE/PEKOE1		Uplands	940.00

UVA MEDIUM			
BOP	*	Demodera "S"	680.00
		Tinioya	680.00
BOPSP	*	Telbedde	730.00
BOPF/BOPFSP		Dickwella	750.00
FBOP/FBOP1		Halpewatte Uva	850.00
FBOPF/FBOPF1		Shawlands	800.00
BOP1		Dickwella	880.00
OP/OPA	*	Adawatte	670.00
OP1		Halpewatte Uva	860.00
PEKOE/PEKOE1		Aruna Passara	960.00

CTC LOW			
PF1	*	Hingalgoda CTC	730.00
BP1	*	Ceciliyan CTC	580.00
BPS	*	Ceciliyan CTC	580.00
OF		Peakwatta CTC	420.00

UDA PUSSELLAWA			
BOP	*	Mooloya	570.00
		Kirklees	570.00
BOPSP		Kirklees	600.00
BOPF/BOPFSP		Mooloya	550.00
		Kirklees	550.00
FBOP/FBOP1		Blairlmond	730.00
FBOPF/FBOPF1		Gordon	690.00
BOP1		-	
OP/OPA		Blairlmond	530.00
OP1		Gampaha	530.00
PEKOE/PEKOE1		Blairlmond	800.00

CTC HIGH			
PF1	*	Dunsinane CTC	600.00
BP1	**	Mount Vernon CTC	380.00
BPS		Ulugedara CTC	490.00
OF		-	

CTC MEDIUM			
PF1	*	Rothschild CTC	520.00
		New Peacock CTC	520.00
		Donside CTC	520.00
BP1		New Peacock CTC	450.00
BPS		-	
OF		-	



TOP PRICES (SALE NO. 22 - 08TH / 09TH JUNE 2021)

LOW			
BOP		Brombil	1160.00
		Wathurawila	1160.00
BOPSP		Geekiyanahe	1180.00
BOPF		Hidellana	770.00
BOPFSP		Ihalapanapitiya	760.00
FBOP		Pothotuwa	1400.00
		Sithaka	1400.00
FBOP1		Navinda	1080.00
FBOPF		Nilkandura	1020.00
		Sihara	1020.00
FBOPF1		Ihalapanapitiya	980.00
	*	Morawakkorale	960.00
BOP1		Pothotuwa	1350.00
		New Vithanakanda	1350.00
		Lumbini	1350.00
OP1		Gunawardena	1600.00
OP		Lions	880.00
OPA		Makandura	1120.00
PEKOE		Liyonta	1300.00
PEKOE1		Veddagala	1300.00
		Hidellana	1300.00

PREMIUM			
FBOPFSP		Garden Leaf	3100.00
	*	Berubeula	2500.00
FBOPFEXSP		Lions	2900.00
FBOPFEXSP1		Green Lanka	2550.00
		K.D.U Super	2550.00

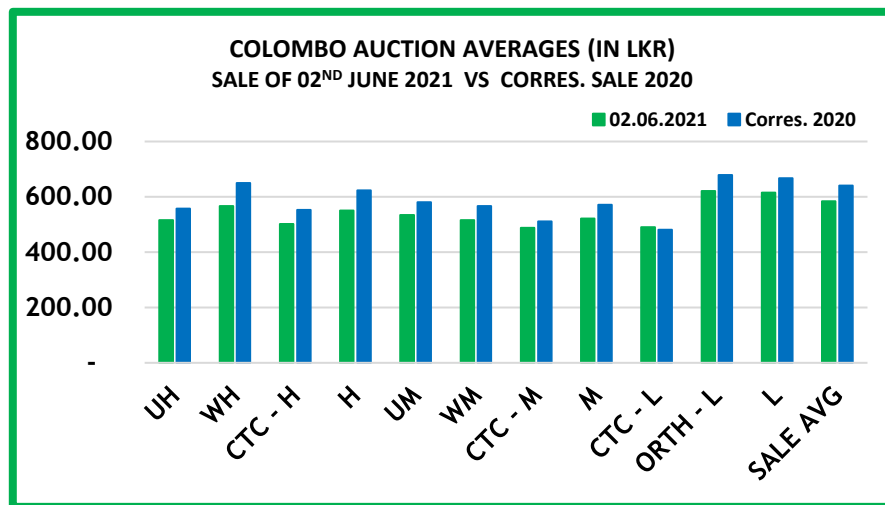
DUST			
DUST1		Mattakelle	810.00
P.DUST		Kalubowitiyana CTC	680.00

OFF GRADES			
FNGS/FNGS1	*	Stockholm	640.00
	*	Wanarajah	630.00
PFNGS	*	Hingalgoda CTC	550.00
BM		Co-op Cola	570.00
BP		Uplands	630.00
BOP1A		Golden Garden	670.00

**** MORE THAN ONE TOP PRICE OBTAINED**
*** TEAS SOLD BY JOHN KEELLS PLC**
+ ALL TIME RECORD PRICE
++ ALL TIME RECORD PRICE EQUALED

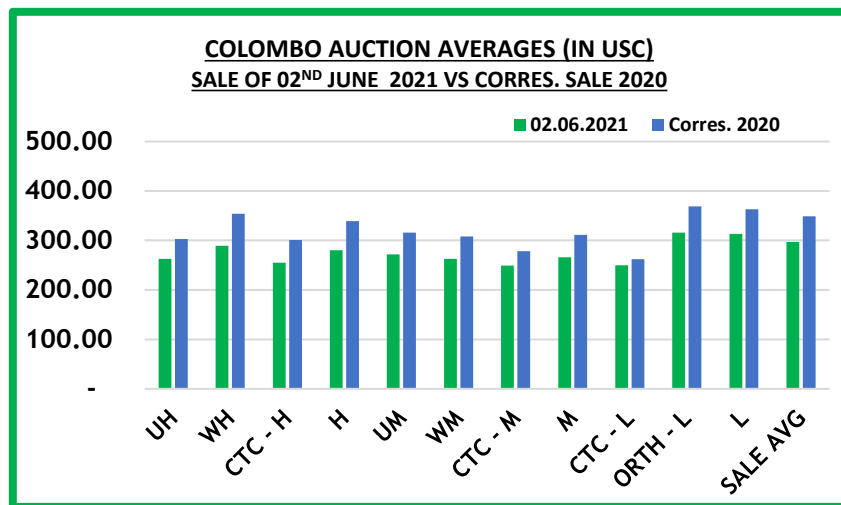


COLOMBO AUCTION AVERAGES



	Sale of 25/05/2021In LKR	Sale of 02/06/2021 In LKR	Corres. 2020 In LKR
Uva High Grown	533.36	515.88	557.44
Western High Grown	570.98	566.83	650.06
CTC High Grown	494.74	501.36	553.19
Summary of High Grown	558.37	550.44	622.85
Uva Medium Grown	540.34	534.69	580.45
Western Medium Grown	522.98	516.03	566.52
CTC Medium Grown	484.88	488.19	510.83
Summary of Medium Grown	528.58	521.63	571.22
CTC Low Grown	499.28	490.16	481.35
Orthodox Low Grown	642.49	620.69	679.06
Summary of Low Grown	635.19	615.18	667.58
TOTAL SALE AVERAGE	598.05	584.00	641.06

COLOMBO AUCTION AVERAGES



	Sale of 25/05/2021 In USC	Sale of 02/06/2021 In USC	Corres. 2020 In USC
Uva High Grown	271	263	303
Western High Grown	290	289	354
CTC High Grown	252	255	301
Summary of High Grown	284	280	339
Uva Medium Grown	275	272	316
Western Medium Grown	266	263	308
CTC Medium Grown	246	249	278
Summary of Medium Grown	269	266	311
CTC Low Grown	254	250	262
Orthodox Low Grown	327	316	369
Summary of Low Grown	323	313	363
TOTAL SALE AVERAGE	304	297	349

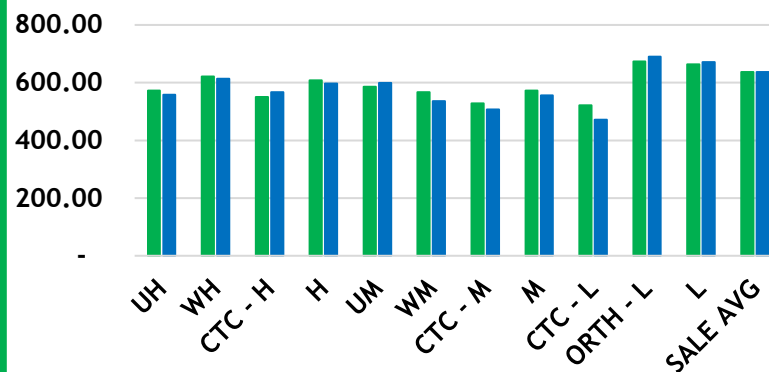


COLOMBO AUCTION AVERAGES

COLOMBO AUCTION AVERAGES – TODATE

(IN LKR)

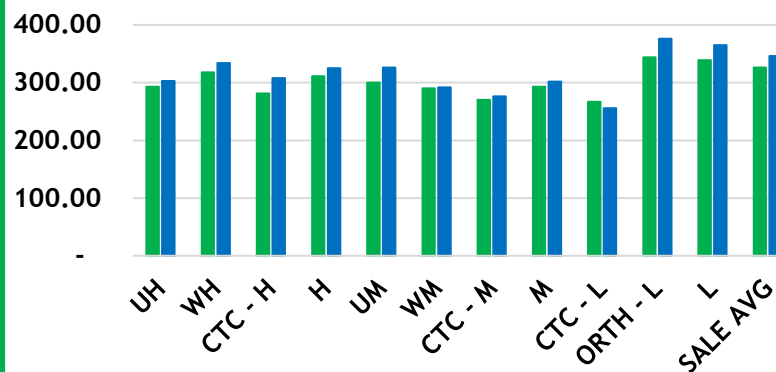
■ 2021 ■ 2020



COLOMBO AUCTION AVERAGES – TODATE

(IN USC)

■ 2021 ■ 2020



January to Date (Sale No.21)	2021 LKR	2020 LKR	2021 USC	2020 USC
Uva High Grown	572.80	557.77	293	303
Western High Grown	621.06	613.34	318	334
CTC High Grown	549.93	566.57	281	308
Summary of High Grown	607.57	596.66	311	325
Uva Medium Grown	585.64	599.28	300	326
Western Medium Grown	567.47	536.04	290	292
CTC Medium Grown	527.79	507.00	270	276
Summary of Medium Grown	572.77	555.91	293	302
CTC Low Grown	521.01	471.04	267	256
Orthodox Low Grown	672.92	690.32	344	376
Summary of Low Grown	663.59	671.59	339	365
TOTAL SALE AVERAGE	636.63	636.38	326	346



COLOMBO AUCTION AVERAGES

FROM 02 ND JUNE 2021	LKR
Uva High Grown	520.26
Western High Grown	578.21
Summary of High Grown	559.45
Uva Medium Grown	534.21
Western Medium Grown	518.11
Summary of Medium Grown	523.03
Summary of Low Grown	613.20
TOTAL SALE AVERAGE	584.47



SUB DISTRICT AVERAGE PRICES DURING THE MONTH OF APRIL 2021

SUB DISTRICTS	MONTH	CUM.	SUB DISTRICTS	MONTH	CUM.
(A) NUWARA ELIYA	674.05	664.45	(D) UDA PUSSELLAWA		
			(i) Uda Pussellawa / Halgranoya	572.73	564.85
(B) WESTERNS			(ii) Maturata	549.75	506.43
(i) Ramboda	613.62	623.73			
(ii) Pundaluoya	601.36	572.71	(E) UVAS		
(iii) Agarapatana	602.88	604.31	(i) Koslanda / Haldumulla	681.88	681.63
(iv) Nanuoya/ Lindula/ Talawakelle	701.87	692.78	(ii) Haputale	611.44	605.99
(v) Patana / Kotagala	581.24	594.11	(iii) Bandarawela / Poonagalla	615.39	599.11
(vi) Hatton / Dickoya	585.46	599.29	(iv) Malwatte / Welimada	582.00	567.57
(vii) Bogawantalawa	634.81	636.91	(v) Demodara / Haliella / Badulla	598.42	599.98
(viii) Upcot / Maskeliya	638.08	642.99	(vi) Ella / Namunukula	566.35	567.56
			(vii) Passara / Lunugalla	577.55	579.27
(C) MEDIUMS			(viii) Madulsima	557.28	555.36
(i) Watawala/ Ginigathhena / Norton Bridge	531.58	552.62			
(ii) Pussellawa / Hewaheta	594.94	604.36	(F) LOW GROWNS		
(iii) Kotmale	592.40	623.54	(i) Deniyaya	708.77	723.51
(iv) Gampola / Nawalapitiya / Dolosbage	564.75	587.43	(ii) Galle	671.67	692.12
(v) Nilambe / Hantane / Galaha	565.16	592.94	(iii) Kalutara	612.24	639.83
(vi) Kadugannawa	542.50	574.80	(iv) Kegalle	572.55	614.30
(vii) Madulkelle / Knuckles / Rangala	523.42	543.74	(v) Kellani Valley	649.99	678.27
(viii) Hunnagiriya / Matale / Yakdessa	568.63	594.61	(vi) Kandy / Matale / Kurunegala	511.21	529.80
(ix) Balangoda / Rakwana	587.56	608.65	(vii) Matara	696.84	714.48
			(viii) Morawaka	676.08	696.88
			(ix) Ratnapura	647.66	667.29
			(x) Balangoda	603.73	619.02

SOURCE : SRI LANKA TEA BOARD



SUB DISTRICT AVERAGE PRICES DURING THE MONTH OF MAY 2021

SUB DISTRICTS	MONTH	CUM.	SUB DISTRICTS	MONTH	CUM.
(A) NUWARA ELIYA	627.87	654.80	(D) UDA PUSSELLAWA		
			(i) Uda Pussellawa / Halgranoya	525.11	553.38
(B) WESTERNS			(ii) Maturata	515.85	509.70
(i) Ramboda	580.23	614.84			
(ii) Pundaluoya	566.92	571.64	(E) UVAS		
(iii) Agarapatana	566.09	595.18	(i) Koslanda / Haldumulla	691.29	683.56
(iv) Nanuoya/ Lindula/ Talawakelle	653.29	684.41	(ii) Haputale	560.32	593.91
(v) Patana / Kotagala	549.49	582.58	(iii) Bandarawela / Poonagalla	542.54	585.75
(vi) Hatton / Dickoya	555.47	590.10	(iv) Malwatte / Welimada	565.88	567.10
(vii) Bogawantalawa	603.62	630.91	(v) Demodara / Haliella / Badulla	577.31	594.11
(viii) Upcot / Maskeliya	598.05	632.99	(vi) Ella / Namunukula	531.27	558.91
			(vii) Passara / Lunugalla	549.86	571.49
(C) MEDIUMS			(viii) Madulsima	522.35	546.16
(i) Watawala/ Ginigathhena / Norton Bridge	486.27	541.70			
(ii) Pussellawa / Hewaheta	564.57	595.83	(F) LOW GROWNS		
(iii) Kotmale	577.51	612.13	(i) Deniyaya	697.04	717.93
(iv) Gampola / Nawalapitiya / Dolosbage	554.30	580.35	(ii) Galle	673.28	688.55
(v) Nilambe / Hantane / Galaha	530.49	580.43	(iii) Kalutara	616.30	635.43
(vi) Kadugannawa	536.40	566.64	(iv) Kegalle	581.15	607.11
(vii) Madulkelle / Knuckles / Rangala	498.19	534.76	(v) Kellani Valley	645.00	671.55
(viii) Hunnagiriya / Matale / Yakdessa	560.91	586.88	(vi) Kandy / Matale / Kurunegala	498.95	523.62
(ix) Balangoda / Rakwana	570.27	599.81	(vii) Matara	692.34	710.04
			(viii) Morawaka	673.02	691.95
			(ix) Ratnapura	634.51	660.37
			(x) Balangoda	567.84	606.33

SOURCE : SRI LANKA TEA BOARD



ALL BROKERS PRIVATE SALE FIGURES (FOR THE PERIOD – 31ST MAY TO 05TH JUNE 2021)

	WEEKLY	TODATE
High, Medium & Low	90,981.00	1,549,827.80
Green Tea	48,758.00	826,372.00
Organic Tea	7,723.00	229,458.29
BMF	136,760.00	3,944,270.00
Direct Sales	-	-
Forward Contract	29,480.00	649,810.00





- **Crop and Weather**
- **Crop Figures**
- **Tea News**
- **Tea Sale Arrangements**

CROP AND WEATHER - FOR THE PERIOD OF - 31ST MAY TO 06TH JUNE 2021



Western

Overcast weather conditions with heavy afternoon showers were experienced in Dickoya, Talawakelle, and Bogowantalawa districts.



Nuwara Eliya

Dull mornings with occasional afternoon showers were recorded at the beginning of the week whilst bright weather was reported towards the latter part.



Uva

Bright weather conditions were recorded at the beginning of the week whilst occasional afternoon showers were reported towards the latter part.



Low Grown

Dull weather conditions with heavy showers were recorded in Deniyaya, Galle, and Ratnapura districts.



Crop

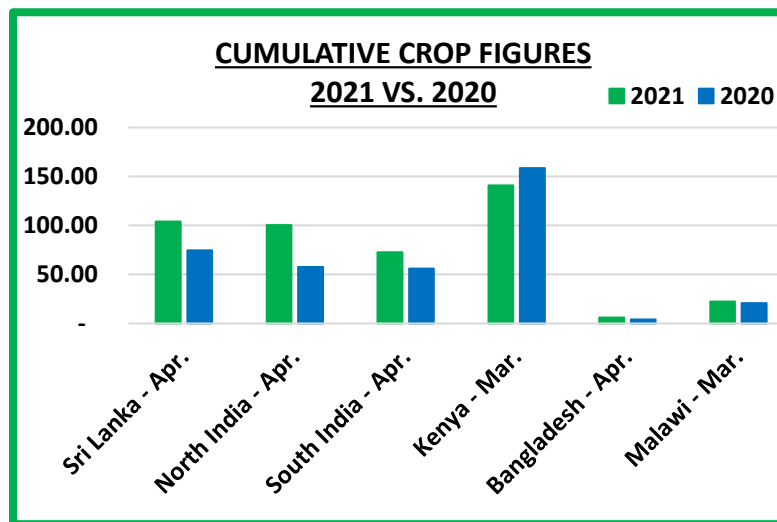
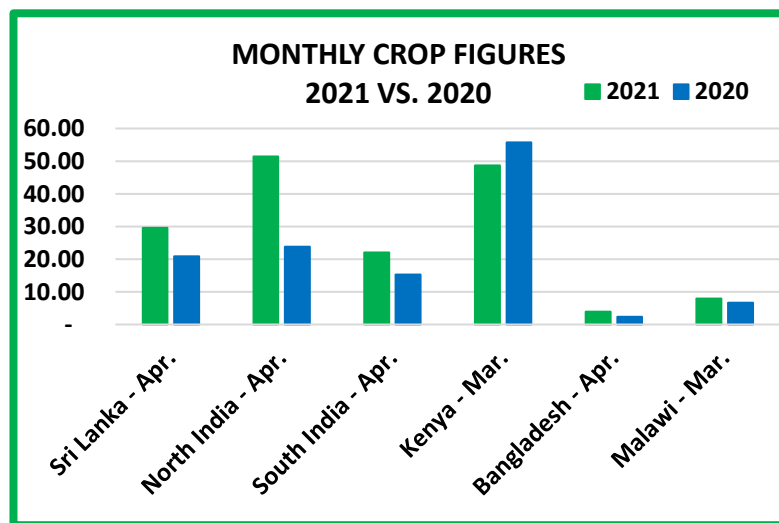
Crop intakes are moderate.



CROP FIGURES OF MAJOR PRODUCING & EXPORTING COUNTRIES

Country	Month	2021	2020	Cumulative	2021	2020	Cumulative + Inc. / Dec.
Sri Lanka	April	29.58	20.82	Upto April	104.09	74.50	+ 29.59
North India	April	51.4 (E)	23.83	Upto April	100.49 (E)	57.56	+ 42.93
South India	April	22.0 (E)	15.31	Upto April	72.79 (E)	55.92	+ 16.87
Kenya	March	48.69	55.73	Upto March	140.98	158.56	- 17.58
Bangladesh	April	3.93	2.37	Upto April	5.92	4.19	+ 1.73
Malawi	March	7.9	6.7	Upto March	22.2	20.6	+ 1.6

(E) - Estimated



TEA NEWS AROUND THE GLOBE



MOMBASA MARKET

SALE NO. 22 – SALE OF 31ST MAY & 02ND JUNE 2021

Good general demand prevailed for the 194,678 packages (12,884,000.50 kilos) at irregular levels closely following quality with 11.41% unsold.

LEAF GRADES

Offerings: 104,119 packages (6,797,097.00 kilos) and 10.24% remained unsold. Best BP1s available saw reduced enquiry and shed up to USC48 but a few improved invoices gained up to USC3 following quality while brighter types were a strong feature and appreciated by up to USC74 although some invoices eased by up to USC10 with quality. Medium varieties met an irregular interest ranging between firm to USC28 above previous week's rates to easier by USC2 to USC3; lower medium categories ranged between steady to USC25 dearer to easier by USC3 to USC4 and some lines were unsold. Plainer sorts saw an irregular activity varying between firm to USC16 above last prices to easier by USC2 to USC25 with some teas remaining unsold.

The best PF1s in the market held steady to USC2 easier while brighter sorts shed USC2 to USC5 with medium varieties firm to USC10 below last week's rates; lower medium sorts saw an irregular support and varied between USC2 to USC14 dearer to easier by USC3 to USC8. Plainer descriptions ranged between firm to USC17 above last week's levels to easier by USC4 to USC13 with some teas neglected.

DUST GRADES

Offerings: 64,340 packages (4,766,533.00 kilos). 14.27% remained without bids. The best PDUSTs in the market were irregular ranging between firm to USC2 dearer to easier by up to USC5 with brighter sorts well-competed for advancing by up to USC34 following quality but a few invoices shed up to USC8 while medium types were irregular varying between USC6 to USC14 dearer with quality to easier by USC4 to USC5. Lower medium categories ranged between firm to USC18 above previous week's rates to easier by USC4 to USC20 and a few lines were unsold. Plainer descriptions met irregular interest ranging between steady to USC17 dearer to easier by USC2 to USC8 with some teas remaining unsold.

Best DUST1s on offer were irregular ranging between firm to USC8 above last prices following quality to easier by up to USC3 while brighter varieties varied between steady to USC12 dearer with quality to easier by up to USC8. Improved Medium types saw better absorption and held firm to USC29 above last prices while others eased by USC6 to USC14. Lower medium sorts saw an irregular enquiry varying between USC2 to USC14 dearer to easier by USC5 to USC16 and some invoices remained unsold. There was irregular interest on plainer descriptions ranging between steady to USC18 above last week's levels to easier by up to USC40 and some teas remained without bids.

SECONDARY GRADES

Offerings: 26,219 packages (1,320,371.00 kilos). 11.59% remained unsold. In the Secondary Catalogues, BPs were firm while PFs held value. Clean well sorted coloury Fannings appreciated while DUSTs were steady. Other Fannings were firm with similar DUSTs steady. BMFs were well absorbed.

MARKETS

There was strong enquiry from Egyptian Packers with useful but selective interest from Kazakhstan and other CIS states while Sudan, Yemen, other Middle Eastern countries and UK showed useful support. Pakistan Packers and Bazaar lent useful interest but at lower levels while Russia showed good activity with more but selective enquiry from Afghanistan. Iran were quieter with good support from Local Packers on account of price. Somalia were active at the lower end of the market.





TEA NEWS AROUND THE GLOBE

MOMBASA MARKET – Continued

QUOTATIONS	BROKENS	FANNINGS
Best	433 - 1005	424 - 553
Good	369 - 769	412 - 463
Good Medium	365 - 581	392 - 443
Medium	343 - 439	339 - 426
Lower Medium	245 - 384	247 - 384
Plain	176 - 333	157 - 357

AUCTION AVERAGE PRICE

AUCTION	KENYA 2020 \$	KENYA 2021 \$	TOTAL 2020 \$	TOTAL 2021 \$
20	1.96	1.91	1.88	1.83
21	1.92	1.95	1.84	1.89
22	1.89	1.94	1.82	1.87

SOURCE : AFRICA TEA BROKERS LTD.



TEA NEWS AROUND THE GLOBE



CHITTAGONG MARKET

SALE NO. 05 – 07TH JUNE 2021

CTC LEAF: 24,550 packages of Current Season & 470 packages of Old Season teas on offer met with quite a fair demand.

BROKENS: A small weight of well made clean liquoring Brokens sold well mostly at about steady rates. A few improved Invoices were well competed for and were dearer. Medium types saw fair interest but were easier than last by Tk.2/- to Tk.3/-. Plain types saw some demand at lower rates whilst BLF teas were in less demand and there were more withdrawals.

FANNINGS: Select few improved Invoices were well competed for and were firm to dearer. Mediums met with fair interest but were easier. Plain types were much easier than last. There were more withdrawals. BLF teas followed a similar trend.

CTC DUST: 6,384 packages of Current Season & 60 packages of Old Season teas on offer met with a good demand. Best and good liquoring Dusts were in good demand and sold well at around last levels except for CDs which were easier by Tk.10/- to Tk. 15/- following quality. Mediums met with a fair interest and were a little easier. Plain and BLF met with only a fair demand at lower rates and there were several withdrawals. Blenders lent strong support with fair interest from the Loose tea buyers.

COMMENTS: There were only a few improved Invoices in this week's sale which witnessed a fairly strong competition from all sections of the market and this resulted in higher prices. However, the bulk of the teas which were of plain descriptions met with only a fair demand and there were generally more withdrawals. Blenders were again the mainstay of the market with a little interest from the Loose tea buyers.

Dusts sold well.

Our catalogue (Sale 05): Avg: Tk 212.65, Sold 73.8% & (Sale 04) Avg: Tk 213.89, sold 76.3%.

Quotations – This Week – (In Taka)

Brokens	This Week	Last Week	Fannings	This week	Last Week	Dust	This week	Last Week
Large	195-200 nom	195-200 nom	Best	208-212	207-212	PD	207-236	206-234
Medium	194-199	195-200	Good	201-204	202-205	RD	185-283	175-277
Small	195-200	196-202	Medium	192-196	192-198	D	203-298	195-286
Plain	180-185	180-185	Plain	180-185	180-185	CD	191-321	200-350
BLF	168-177	170-177	BLF	168-177	170-177	BLF	195-211	175-215

Exchange Rates 07th June. 2021 Sterling Pound: Tk. 117.4569, dollar: Tk. 83.6702

SOURCE : NATIONAL BROKERS LTD





TEA NEWS AROUND THE GLOBE

SILIGURI MARKET

SALE NO.22 – SALE OF 06TH JUNE 2021

1. **Market description :**

- Demand – good for quality, fair for others.
- Leaf -best and good teas were competed for at firm to at times dearer levels. Remainder eased irregularly, particularly the bought leaf which also witnessed some out lots.
- Dust – prices appreciated.

2. **TOTAL AUCTION WEIGHTED AVERAGE (₹)**

	2021-22			2019-20			UPTO SALE - 22		
	SALE - 22	SALE - 21	+/-	SALE - 22	SALE - 21	+/-	2021-22	2020-21	2019-20
CTC	218.50	213.22	5.29	151.23	148.74	2.49	210.35	198.71	152.21
DUST	209.04	196.93	12.12	139.98	135.04	4.93	195.25	186.32	141.77
TOTAL	217.35	211.27	6.08	149.92	147.25	2.67	208.64	197.13	151.05

SOURCE: PARCON INDIA PVT LTD

GUWAHATI MARKET

SALE NO. 22 – SALE OF 05TH JUNE 2021

1. **Market description :**

- Good demand.
- Good liquoring sorts continued to attract good competition and sold at attractive levels. Remainder were steady to firm.
- Dust met with better demand and tended irregular following quality. Liquoring dusts showed a dearer tendency.

2. **TOTAL AUCTION WEIGHTED AVERAGE (₹)**

	2021-22			2019-20			UPTO SALE - 22		
	SALE - 22	SALE - 21	+/-	SALE - 22	SALE - 21	+/-	2021-22	2020-21	2019-20
CTC	231.53	228.32	3.22	138.77	134.31	4.46	214.13	213.23	142.15
DUST	215.94	211.06	4.87	137.82	134.24	3.58	204.13	202.14	140.86
TOTAL	226.95	223.07	3.88	138.45	134.29	4.16	211.39	210.14	141.74

SOURCE: PARCON INDIA PVT LTD



TEA NEWS AROUND THE GLOBE



KOLKATA ORTHODOX / CTC MARKET

SALE NO.21 – SALE OF 04TH JUNE 2021

1. Market description :

- Strong demand.
- Levels were firm to dearer following some improvement in quality.
- FOP, BPS and Fannings were around last.
- Secondaries continued to be readily absorbed.

	WHOLE LEAF			BROKENS	FANNINGS
	1ST LINE	2ND LINE	GFOP	BROKENS	FANNINGS
BEST	330+	280/300	300/315(N)	250/280(N)	200/240
GOOD	290/320	270/280	280/300	230/250	175/200
MEDIUM	270/280	250/270	260/280	210/230	150/170

1. Market description :

- Demand - good.
- Assams were firm to dearer, particularly for the improved liquoring and cleaner sorts. The PF's witnessed strong demand & appreciated further.
- Limited weight of Dooars teas sold well in line with quality.
- The plainer Dooars were irregular & tended easier, and also witnessed high withdrawals.
- In the dust segment, good/best Assams were irregular, while the remainder followed the leaf trend.

2. TOTAL AUCTION WEIGHTED AVERAGE (₹)

	2021-22			2019-20			UPTO SALE - 21		
	SALE - 21	SALE - 20	+/-	SALE - 21	SALE - 20	+/-	2021-22	2020-21	2019-20
CTC	234.27	229.41	4.86	150.33	148.87	1.46	219.34	183.50	152.48
DUST	210.07	205.51	4.56	148.69	146.94	1.76	214.10	185.83	150.82
TOTAL	226.43	221.95	4.49	149.86	148.29	1.57	218.02	183.63	152.08

SOURCE: PARCON INDIA PVT LTD



UPCOMING AUCTION DETAILS

Auction No.	24		23	
Dates	21 st / 22 nd June 2021		15 th / 16 th June 2021	
	No. of Lots	Qty – kg	No. of Lots	Qty – kg
Ex-Estate	903	1,046,615	930	1,066,115
Main Sale Total	11,506	6,248,104	11,608	6,436,938
High & Medium	1,782	941,619	1,980	1,084,429
Low Grown – Leafy	2,375	1,076,365	2,216	1,042,188
Low Grown – Semi Leafy	1,989	1,009,909	1,905	977,300
Low Grown Tippy	1,957	1,025,772	2,078	1,126,194
Premium / Flowery	337	61,502	341	62,244
Off Grades	2,412	1,428,212	2,459	1,463,807
Dust	654	704,725	629	680,776
Grand Total	12,409	7,294,719	12,538	7,503,053
Reprints	1,474	893,587	960	559,281
Total No. of Lots on Offer	12,409		12,538	
Total Quantity on Offer (kg)	7,294,719		7,503,053	



SCHEDULED CLOSING DATES

Auction No.	Date of Sale	Ex-Estate	Main Sale
25	29 th / 30 th June 2021	10/06/2021	10/06/2021
26	06 th / 07 th July 2021	17/06/2021	17/06/2021
27	13 th / 14 th July 2021	25/06/2021	25/06/2021

PROMPT DATES

Auction No.	Buyers	Sellers
23	22/06/2021	23/06/2021
24	28/06/2021	29/06/2021
25	06/07/2021	07/07/2021



ORDER OF SALE (SALE NO. 23 - 15TH / 16TH JUNE 2021)

Main Sale Order – 1 (Leafy / Semi Leafy / Tippy / Premium / 1A)

Lanka Commodity Brokers Ltd

JOHN KEELLS PLC

Ceylon Tea Brokers PLC

Eastern Brokers. Ltd.

Asia Siyaka Commodities PLC

F & W Tea Brokers (Pvt) Ltd

Mercantile Produce Brokers (Pvt) Ltd

Bartleet Produce Marketing (Pvt) Ltd

Main Sale Order – 2 (H & M / Off Grade / Dust)

JOHN KEELLS PLC

Ceylon Tea Brokers PLC

Bartleet Produce Marketing (Pvt) Ltd

Asia Siyaka Commodities PLC

Lanka Commodity Brokers Ltd

Mercantile Produce Brokers (Pvt) Ltd

F & W Tea Brokers (Pvt) Ltd

Eastern Brokers. Ltd.

Ex-Estate

Ceylon Tea Brokers PLC

Lanka Commodity Brokers Ltd

Asia Siyaka Commodities PLC

F & W Tea Brokers (Pvt) Ltd

Mercantile Produce Brokers (Pvt) Ltd

Eastern Brokers. Ltd.

Bartleet Produce Marketing (Pvt) Ltd

JOHN KEELLS PLC

[DB : HR / SG]



TEA SALE ARRANGEMENTS



COLOMBO TEA TRADERS' ASSOCIATION

C/o. THE CEYLON CHAMBER OF COMMERCE, P.O.Box 274, No. 50, NAVAM MAWATHA, COLOMBO 02.

Telephone: 5588849; Facsimile: 2449352; E-Mail ; hemaratne@chamber.lk

CIRCULAR NO.14 OF 2021

June 04, 2021

TEA SALE ARRANGEMENTS FOR 03RD QUARTER 2021 - JULY / AUGUST / SEPTEMBER

Sale No.	Date of Sale		Catalogue Closing Dates		Prompt Dates		10% Payment	E-Platform Levy Prompt Dates	
			Ex-Estate	Main Sale	Buyers	Sellers		Buyers	Sellers
JULY									
26	Tue/Wed	06 th / 07 th	17/06/2021 4.30 pm		13/07/2021	14/07/2021	09/07/2021	13/07/2021	15/07/2021
27	Tue/Wed	13 th / 14 th	25/06/2021 4.30 pm		20/07/2021	22/07/2021	16/07/2021	20/07/2021	26/07/2021
28	Mon/ Tue	19 th / 20 th	01/07/2021 4.30 pm		26/07/2021	27/07/2021	22/07/2021	26/07/2021	28/07/2021
29	Tue/Wed	27 th / 28 th	08/07/2021 4.30 pm		03/08/2021	04/08/2021	30/07/2021	03/08/2021	05/08/2021



TEA SALE ARRANGEMENTS – Continued,

Sale No.	Date of Sale		Catalogue Closing Dates		Prompt Dates		10% Payment	E-Platform Levy Prompt Dates	
			Ex-Estate	Main Sale	Buyers	Sellers		Buyers	Sellers
AUGUST									
30	Tue/Wed	03 rd / 04 th	15/07/2021 4.30 pm	10/08/2021	11/08/2021	06/08/2021	10/08/2021	12/08/2021	
31	Tue/Wed	10 th / 11 th	22/07/2021 4.30 pm	17/08/2021	18/08/2021	13/08/2021	17/08/2021	19/08/2021	
32	Tue/Wed	17 th / 18 th	29/07/2021 4.30 pm	24/08/2021	25/08/2021	20/08/2021	24/08/2021	26/08/2021	
33	Tue/Wed	24 th / 25 th	05/08/2021 4.30 pm	31/08/2021	01/09/2021	27/08/2021	31/08/2021	02/09/2021	
34	Tue/Wed	31 st Aug / 01 st Sept	12/08/2021 4.30 pm	07/09/2021	08/09/2021	03/09/2021	07/09/2021	09/09/2021	
SEPTEMBER									
35	Tue/Wed	07 th / 08 th	19/08/2021 4.30 pm	14/09/2021	15/09/2021	10/09/2021	14/09/2021	16/09/2021	
36	Tue/Wed	14 th / 15 th	26/08/2021 4.30 pm	21/09/2021	22/09/2021	17/09/2021	21/09/2021	23/09/2021	
37	Tue/Wed	21 st / 22 nd	02/09/2021 4.30 pm	28/09/2021	29/09/2021	24/09/2021	28/09/2021	30/09/2021	
38	Tue/Wed	28 th / 29 th	09/09/2021 4.30 pm	05/10/2021	06/10/2021	01/10/2021	05/10/2021	07/10/2021	





TEA SALE ARRANGEMENTS - Continued,

HOLIDAYS FOR THIRD QUARTER 2021		
July		
21 st	Wednesday	Id Ul-Alha Hajj Festival Day
23 rd	Friday	Esala Full Moon Poya Day
August		
22 nd	Sunday	Nikini Full Moon Poya Day
September		
20 th	Monday	Binara Full Moon Poya Day

The Secretariat
The Colombo Tea Traders' Association





“

There's no shortage of remarkable ideas, what's missing is the will to execute them.

— Seth Godin

”