



TEA MARKET REPORT

JOHN KEELLS PLC

SALE NO.24 – 21ST / 22ND JUNE 2021

ORDER OF SALE (SALE NO. 24 - 21ST / 22ND JUNE 2021)

Main Sale Order – 1 (Leafy / Semi Leafy / Tippy / Premium / 1A)	Main Sale Order – 2 (H & M / Off Grade / Dust)	Ex-Estate
JOHN KEELLS PLC	Ceylon Tea Brokers PLC	Asia Siyaka Commodities PLC
Ceylon Tea Brokers PLC	Bartleet Produce Marketing (Pvt) Ltd	F & W Tea Brokers (Pvt) Ltd
Eastern Brokers. Ltd.	Asia Siyaka Commodities PLC	Eastern Brokers. Ltd.
Asia Siyaka Commodities PLC	Lanka Commodity Brokers Ltd	Ceylon Tea Brokers PLC
F & W Tea Brokers (Pvt) Ltd	Mercantile Produce Brokers (Pvt) Ltd	JOHN KEELLS PLC
Mercantile Produce Brokers (Pvt) Ltd	F & W Tea Brokers (Pvt) Ltd	Lanka Commodity Brokers Ltd
Bartleet Produce Marketing (Pvt) Ltd	Eastern Brokers. Ltd.	Bartleet Produce Marketing (Pvt) Ltd
Lanka Commodity Brokers Ltd	JOHN KEELLS PLC	Mercantile Produce Brokers (Pvt) Ltd



AUCTION DETAILS

Auction No.	24	
Dates	21 st / 22 nd June 2021	
	No. of Lots	Qty – kg
Ex Estate	903	1,046,615
Main Sale Total	11,506	6,248,104
High & Medium	1,782	941,619
Low Grown - Leafy	2,375	1,076,365
Low Grown - Semi Leafy	1,989	1,009,909
Low Grown Tippy	1,957	1,025,772
Premium / Flowery	337	61,502
Off Grades	2,412	1,428,212
Dust	654	704,725
Grand Total	12,409	7,294,719
Reprints	1,474	893,587
Total No. of Lots Offered	12,409	
Total Quantity Offered (kg)	7,294,719	

PROMPT DATES

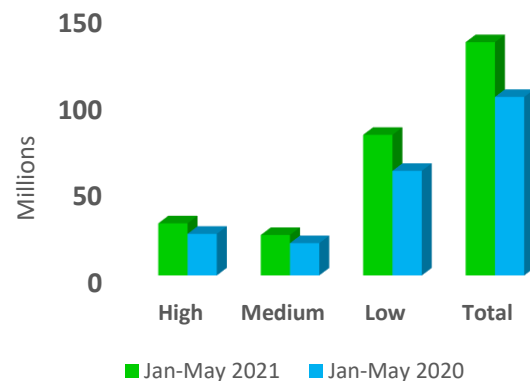
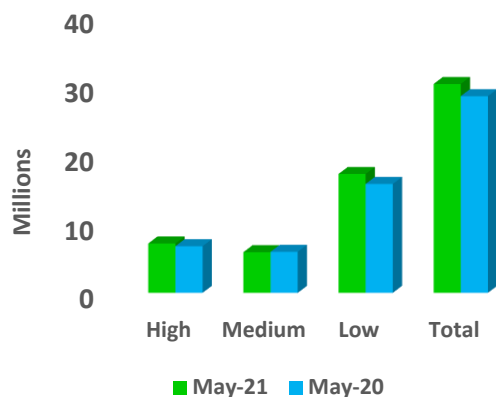
Auction No.	Buyers	Sellers
24	28/06/2021	29/06/2021



COMMENTS

Sri Lanka harvested a crop of 30.3Mkg during the Month of May 2021 which is a positive variance of 5% when compared to the crop harvested in May 2020. The main contributor for the 30.3Mkg was from the Low Grown planting districts with 58.3%, followed by the High Grown at 23.6% and the Medium Grown at 19.5%. When compared with the 2020 harvest, positive variances have been recorded in the Low Grown at 9% and High Grown at 6% ,whilst the Medium Grown recorded a negative variance of 1%.

Elevation	May (Kg)				January to Date (Kg)			
	2021	2020	Change	% Change	2021	2020	Change	% Change
High	7,176,417	6,788,532	387,885	6%	30,108,406	24,045,415	6,062,991	25.21%
Medium	5,910,791	5,971,322	-60,531	-1%	23,379,968	18,645,910	4,734,058	25.39%
Low	17,288,611	15,843,192	1,445,419	9%	81,230,291	60,416,609	20,813,682	34.45%
Total	30,375,818	28,603,046	1,772,772	6%	134,718,665	103,107,934	31,610,731	30.66%



COMMENTS – Continued;

The 1.0Mkg of Ex Estate teas on offer met with lower demand. Select best Western High Grown BOPs declined, the below best and plainer varieties too were barely steady. Select best Western High Grown BOPFs eased Rs.20/- to Rs.30/-, the below best and plainer varieties too were lower however, teas with more colour maintained. The limited selection of Nuwara Eliya BOPs met with lower demand, the BOPFs were dearer following quality. Udupussellawa BOPs were firm, the BOPFs too maintained. Uva BOPs were irregular, but mostly tending lower. Uva BOPFs were firm to easier following quality. Low Grown CTC BP1s barely maintained, the High and Medium sorts were irregular. Low Grown PF1s were firm to a little easier at times, the High and Medium sorts were mostly lower.

The 3.1Mkg of Low Grown teas which were on offer met with lower demand. Select best and best OP1s declined by a few rupees. Well-made BOP1s were lower to last, others too met with lower demand. Select best and best OP/OPAs shed few rupees. Well-made Bold Pekoes were firm to irregularly lower. Shotty PEKOE1s maintained last levels, others declined a few rupees. In the Small Leaf segment, select best BOP.SP / BOPF.SP and BOPFs met with fair demand. Select best and best BOPs were firm. Well-made FBOPs met with good demand, others declined following quality. Select best FBOPF1s were firm, others were lower to last. FBOPFs attracted reasonable interest. All Premium Flowery teas met with fair demand.

Turkey, Russia, Iran and the C.I.S. countries lent fair support. Libya and Iraq were selective.



MARKET DESCRIPTION

Western Teas

Best BOPs shed Rs.20/- to Rs.30/-, below best and plainer types declined Rs.20/-. Best BOPFs eased Rs.20/- to Rs.30/-, below best and plainer types shed Rs.10/- to Rs.20/- and at times more towards the close. Well-made Medium BOPs appreciated Rs.10/- to Rs.20/-, the balance were irregularly lower to last. BOPFs on offer met with irregular demand following quality.

Nuwara Eliya Teas

There were only limited BOPs on offer that sold well. Better BOPFs advanced sharply, the balance were firm.

Uva Teas

Uva BOPs met with irregular demand. Better BOPFs were firm, the balance shed Rs.10/- to Rs.20/-. Uda pussellawa BOPs met with irregular demand. Better BOPFs were firm, the balance declined Rs10/-.

CTC Teas

Low Grown BP1s met with less demand and were mostly neglected. PF1s declined Rs.10/- per kg. Medium Grown BP1s met with less demand. PF1s shed Rs.10/-. High Grown BP1s met with less demand. Better PF1s were firm to Rs.10/- dearer at times for some selected invoices, the balance declined by a similar margin.

QUOTATIONS

	BOP – RS.	BOPF – RS.
Good Westerns	600 – 690	640 – 740
Average Westerns	510 – 590	580 – 630
Plainer Westerns	450 – 500	480 – 570
Western Mediums	430 – 750	460 – 530
Uva Teas	460 – 560	490 – 600
Nuwara Eliya Teas	740	550 – 710
Uda Pussellawa Teas	480 – 580	470 – 610
CTC (BP1 and PF1)	350 – 540	400 – 650





MARKET DESCRIPTION

Low Grown

Better twisted OP1s met with fair demand, bolder types however declined from last levels and more based on quality. Select best OPs were mainly firm, best types declined by Rs.10/- to Rs.20/-, others declined by Rs.20/- and more at times. Well-made OPAs were firm to lower by Rs.10/-, below best types declined by Rs.20/- to Rs.30/-. Better twisted BOP1s were lower by Rs.20/- to Rs.30/-, bolder types too eased by a similar price level. Pekoes in the select best and best categories were firm to easier, bold Pekoe reducers and mixed invoices declined substantially. Shotty Pekoe1s met with fair demand, reducers were lower by Rs.10/- to Rs.20/-.

Select best BOPs were firm, best and below best types were irregularly lower by Rs.5/- to Rs.10/-, secondary types too were lower to last. Select best and best BOP.SP.s and BOPF.SP.s were firm, others were lower to last by Rs.5/- to Rs.10/-. BOPFs followed a similar trend. Select best FBOPF1s were firm, best and below best types were lower by Rs.5/- to Rs.10/-, poor secondaries met with lower demand. Well-made FBOPs in the select best category met with good demand, best types were firm, below best types were lower by Rs.5/- to Rs.10/-, secondary types were lower to last. FBOPF varieties met with good demand. All Premium Flowery teas met with good demand.

Off Grades

Select best and best Fgs1s were lower by Rs.20/- to Rs.30/-, below best and poorer types declined by Rs.30/- to Rs.40/-. Select best BMs were dearer by Rs.20/-, best types were firm, below best and poorer types were dearer by Rs.10/-. Select best and best BPs were dearer by Rs.30/- to Rs.40/-, below best and poorer types were dearer by Rs.10/- to Rs.20/-. Select best and best BOP1As were dearer by Rs.10/- whilst below best and poorer sorts were firm to lower by Rs.10/- to Rs.20/-.

Dust

Select best Dust1s were dearer by Rs.10/- to Rs.20/-, best and below best Dust1s were lower by Rs.10/- to Rs.20/-. clean secondaries were lower by Rs.20/- to Rs.30/-, others were irregular. Best High & Medium CTCs were irregular, others were firm to easier by Rs.10/-. Best Low Grown CTCs were firm to lower, others followed a similar trend. Best Low Grown Dust / Dust1s were dearer by Rs.10/- to Rs.20/-, others were irregular.



QUOTATIONS

	Select Best	Best	Below Best	Others
LIQUORING				
DUST-1	720.00 - 890.00	570.00 - 610.00	490.00 - 540.00	380.00 - 460.00
OFF GRADES				
FGS1	530.00 - 560.00	490.00 - 520.00	420.00 - 480.00	350.00 - 410.00
FGS	500.00 - 550.00	440.00 - 490.00	380.00 - 430.00	320.00 - 370.00
LOW GROWNS				
FBOPF / FFSP / FFEXSP	2200.00 - 3150.00	1250.00 - 2000.00	800.00 - 1000.00	600.00 - 740.00
BOP	880.00 - 1300.00	710.00 - 870.00	600.00 - 700.00	480.00 - 580.00
BOPSP	750.00 - 1000.00	630.00 - 730.00	550.00 - 590.00	420.00 - 510.00
BOPF	640.00 - 790.00	530.00 - 600.00	420.00 - 500.00	320.00 - 380.00
FBOPF1	760.00 - 1250.00	670.00 - 750.00	610.00 - 650.00	470.00 - 580.00
FBOP	820.00 - 1450.00	700.00 - 770.00	600.00 - 680.00	480.00 - 580.00
BOP1	850.00 - 1060.00	800.00 - 850.00	750.00 - 800.00	600.00 - 640.00
OP1	1320.00 - 1400.00	1270.00 - 1320.00	1060.00 - 1240.00	500.00 - 630.00
OP	770.00 - 900.00	750.00 - 770.00	630.00 - 750.00	550.00 - 570.00
OPA	700.00 - 1300.00	620.00 - 650.00	520.00 - 580.00	430.00 - 480.00
PEKOE	820.00 - 1300.00	680.00 - 710.00	530.00 - 600.00	470.00 - 500.00
PEKOE1	850.00 - 1300.00	700.00 - 760.00	550.00 - 580.00	440.00 - 500.00
DUST / DUST1	480.00 - 650.00	420.00 - 460.00	380.00 - 410.00	330.00 - 360.00



- **Top Prices**
- **Colombo Auction Averages**
- **All Brokers Private Sale Figures**



TOP PRICES (SALE NO. 24 - 21ST / 22ND JUNE 2021)



WESTERN HIGH			
BOP		Weddemulla	760.00
BOPSP		Great Western	640.00
BOPF/BOPFSP		Great Western	740.00
FBOP/FBOP1		Weddemulla	760.00
FBOPF/FBOPF1		Inverness	900.00
BOP1		Inverness	880.00
OP/OPA		Torrington	560.00
		Weddemulla	560.00
OP1		Weddemulla	690.00
PEKOE/PEKOE1		Weddemulla	830.00

UVA HIGH			
BOP	*	Aislaby	700.00
		Glenanore	700.00
BOPSP	*	Uva Highlands	660.00
BOPF/BOPFSP		Uva Highlands	680.00
FBOP/FBOP1		Aislaby	960.00
FBOPF/FBOPF1	*	Aislaby	730.00
		Uvakellie	730.00
BOP1		Aislaby	960.00
OP/OPA		Uvakellie	580.00
OP1	*	Uva Highlands	670.00
PEKOE/PEKOE1		Glenanore	770.00

NUWARA ELIYA			
BOP	*	Lovers Leap	740.00
BOPF/BOPFSP		Mahagastotte	710.00
FBOP/FBOP1		Court Lodge	820.00
OP/OPA		-	
PEKOE/PEKOE1		Court Lodge	620.00

WESTERN MEDIUM			
BOP		Craighead	810.00
BOPSP		Doombagastalawa	730.00
BOPF/BOPFSP		Sanrose	550.00
FBOP/FBOP1	*	Nayapane	960.00
FBOPF/FBOPF1		Cooroondoowatte	810.00
		Orange Field	810.00
BOP1		Harangalla	850.00
OP/OPA		Cooroondoowatte	620.00
OP1		Orange Field	780.00
PEKOE/PEKOE1		Cooroondoowatte	940.00
		Harangalla	940.00

UVA MEDIUM			
BOP	*	Halpewatte Uva	820.00
BOPSP		Sarnia Plaiderie	710.00
BOPF/BOPFSP		Dickwella	760.00
FBOP/FBOP1		Halpewatte Uva	860.00
FBOPF/FBOPF1		Shawlands	760.00
BOP1		Halpewatte Uva	940.00
OP/OPA	*	Adawatte	620.00
OP1		Telbedde	1080.00
PEKOE/PEKOE1		Sarnia Plaiderie	860.00

CTC LOW			
PF1	*	Suduwelipothahena CTC	650.00
		Liyonta CTC	650.00
BP1	*	Suduwelipothahena CTC	540.00
BPS	*	Ceciliyan CTC	520.00
OF	**	Peakwatta CTC	430.00

UDA PUSSELLAWA			
BOP		Blairlomond	550.00
BOPSP		Gampaha	680.00
BOPF/BOPFSP	*	Mooloya	610.00
FBOP/FBOP1		Gampaha	690.00
FBOPF/FBOPF1		Gampaha	680.00
BOP1		Gampaha	600.00
OP/OPA		Delmar	530.00
OP1		Gonapitiya	450.00
PEKOE/PEKOE1		Gampaha	650.00

CTC HIGH			
PF1		Dunsinane CTC	620.00
BP1	**	Florence CTC	400.00
BPS		Mount Vernon CTC	450.00
OF		-	

CTC MEDIUM			
PF1	*	Delta CTC	530.00
		New Peacock CTC	530.00
BP1	*	New Peacock CTC	460.00
BPS		Aultmore CTC	440.00
OF		-	



TOP PRICES (SALE NO. 24 - 21ST / 22ND JUNE 2021)

LOW			
BOP		Hidellana	1300.00
BOPSP		Peak Paradise	1000.00
BOPF		Hidellana	790.00
BOPFSP		Adams View	680.00
FBOP		Pothotuwa	1450.00
		Kelani	1450.00
FBOP1		Sihara	1180.00
FBOPF		Fortune	1200.00
FBOPF1	*	Sineth	1250.00
BOP1		Sithaka	1060.00
OP1		Pothotuwa	1400.00
OP		Sunrise	900.00
OPA		Sunrise	1300.00
PEKOE		Lakvinka	1300.00
		Liyonta	1300.00
PEKOE1		Nilgiri	1300.00

PREMIUM			
FBOPFSP		Garden Leaf	3050.00
	*	Berubeula	2850.00
FBOPFEXSP		Lickra	2950.00
FBOPFEXSP1		K.D.U Super	3150.00

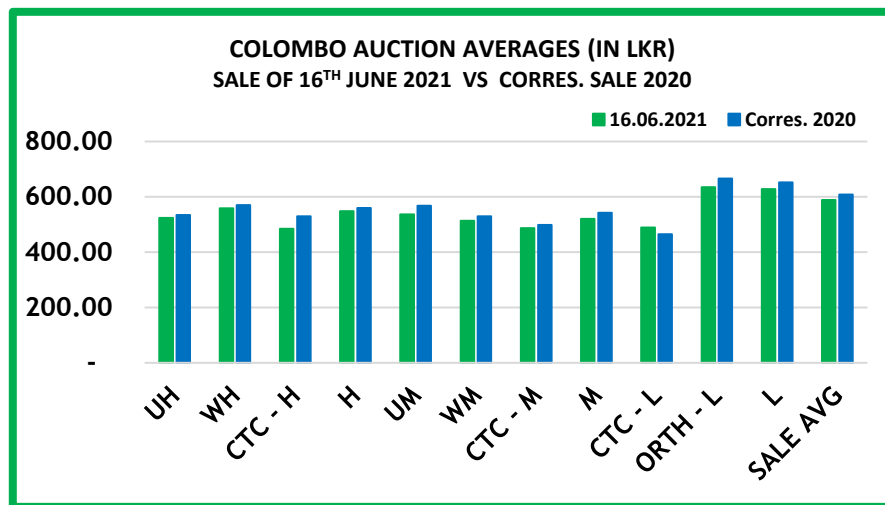
DUST			
DUST1	*	Mattakelle	890.00
P.DUST	*	Hingalgoda CTC	680.00

OFF GRADES			
FNGS/FNGS1	*	Lethenty	560.00
PFNGS		Dunsinane CTC	470.00
BM		Gangaweraliya	600.00
BP		Dickwella	620.00
BOP1A		Goorokoya Super	700.00

**** MORE THAN ONE TOP PRICE OBTAINED**
*** TEAS SOLD BY JOHN KEELLS PLC**
+ ALL TIME RECORD PRICE
++ ALL TIME RECORD PRICE EQUALED

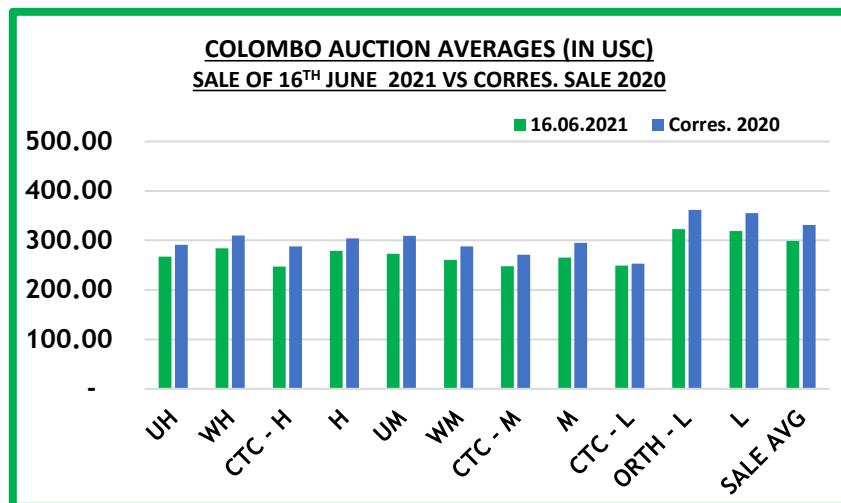


COLOMBO AUCTION AVERAGES



	Sale of 09/06/2021In LKR	Sale of 16/06/2021 In LKR	Corres. 2020 In LKR
Uva High Grown	524.08	524.34	534.37
Western High Grown	561.02	559.08	569.55
CTC High Grown	480.72	485.05	529.65
Summary of High Grown	549.66	548.04	559.54
Uva Medium Grown	533.94	536.64	567.88
Western Medium Grown	518.09	512.93	530.13
CTC Medium Grown	486.92	486.65	498.48
Summary of Medium Grown	522.82	520.03	541.94
CTC Low Grown	496.66	488.77	464.49
Orthodox Low Grown	633.45	635.24	666.02
Summary of Low Grown	626.17	627.67	652.10
TOTAL SALE AVERAGE	589.41	588.33	608.05

COLOMBO AUCTION AVERAGES



	Sale of 09/06/2021 In USC	Sale of 16/06/2021 In USC	Corres. 2020 In USC
Uva High Grown	266	267	291
Western High Grown	285	284	310
CTC High Grown	244	247	288
Summary of High Grown	279	279	304
Uva Medium Grown	271	273	309
Western Medium Grown	263	261	288
CTC Medium Grown	247	248	271
Summary of Medium Grown	266	265	295
CTC Low Grown	252	249	253
Orthodox Low Grown	322	323	362
Summary of Low Grown	318	319	355
TOTAL SALE AVERAGE	299	299	331

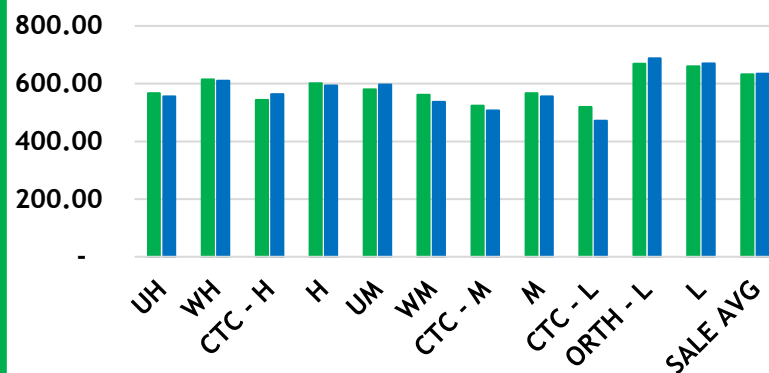


COLOMBO AUCTION AVERAGES

COLOMBO AUCTION AVERAGES – TODATE

(IN LKR)

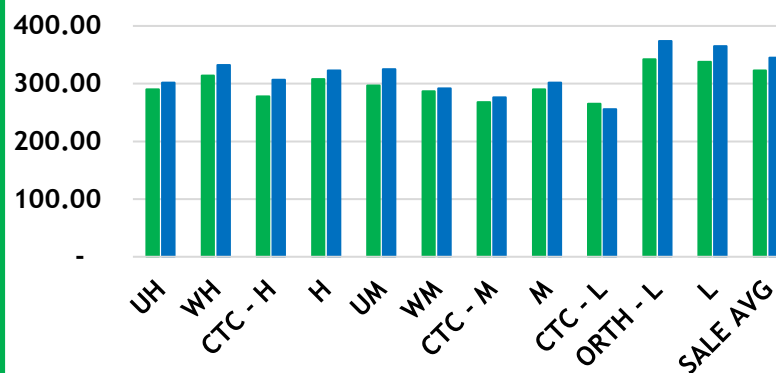
■ 2021 ■ 2020



COLOMBO AUCTION AVERAGES – TODATE

(IN USC)

■ 2021 ■ 2020



January to Date (Sale No.23)	2021 LKR	2020 LKR	2021 USC	2020 USC
Uva High Grown	567.03	555.60	290	302
Western High Grown	614.77	609.90	314	332
CTC High Grown	543.21	563.74	278	307
Summary of High Grown	601.26	593.78	308	323
Uva Medium Grown	579.99	596.63	297	325
Western Medium Grown	561.82	537.10	287	292
CTC Medium Grown	523.72	506.72	268	276
Summary of Medium Grown	567.13	555.75	290	302
CTC Low Grown	518.87	471.28	265	256
Orthodox Low Grown	669.34	688.14	342	374
Summary of Low Grown	660.22	670.00	338	365
TOTAL SALE AVERAGE	631.95	634.17	323	345



COLOMBO AUCTION AVERAGES

FROM 01 ST TO 16 TH JUNE 2021	LKR
Uva High Grown	525.48
Western High Grown	570.52
Summary of High Grown	556.28
Uva Medium Grown	537.90
Western Medium Grown	518.01
Summary of Medium Grown	524.10
Summary of Low Grown	622.26
TOTAL SALE AVERAGE	588.28



ALL BROKERS PRIVATE SALE FIGURES (FOR THE PERIOD – 14TH TO 19TH JUNE 2021)

	WEEKLY	TODATE
High, Medium & Low	53,751.50	1,661,001.80
Green Tea	63,612.00	931,787.00
Organic Tea	16,410.00	253,959.29
BMF	274,886.00	4,286,700.00
Direct Sales	-	-
Forward Contract	69,920.00	759,210.00





- **Crop and Weather**
- **Crop Figures**
- **Tea News**
- **Holiday Notice**

CROP AND WEATHER - FOR THE PERIOD OF – 14TH TO 20TH JUNE 2021



Western

Bright weather conditions were recorded in Dickoya, Talawakelle, and Bogowantalawa districts.



Nuwara Eliya

Bright weather conditions were experienced through out the week in Nuwara Eliya and Kandapola districts.



Uva

Sunny weather conditions were recorded in Bandarawella, Badulla, Haputale and Lunugala Districts throughout the week.



Low Grown

Bright weather conditions were experienced in Deniyaya, Galle, and Ratnapura districts.



Crop

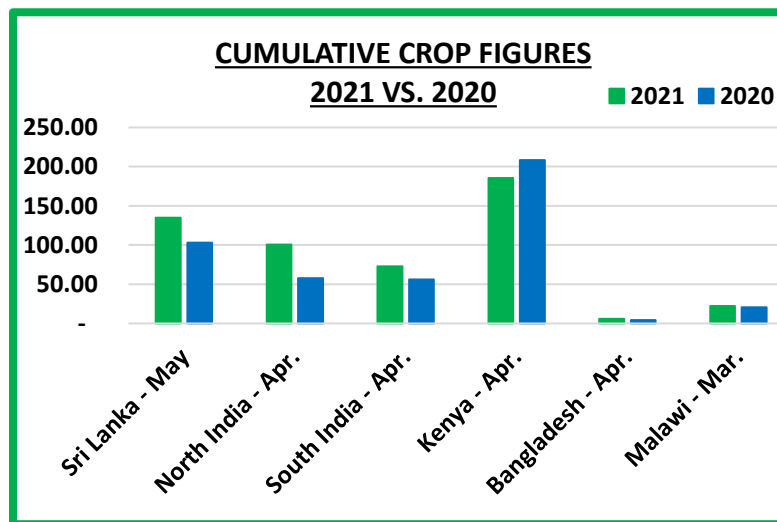
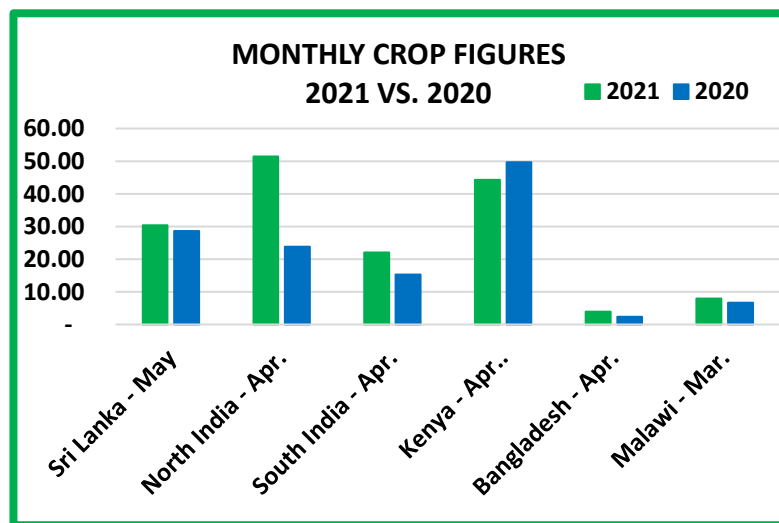
Crop intakes are moderate to low.



CROP FIGURES OF MAJOR PRODUCING & EXPORTING COUNTRIES

Country	Month	2021	2020	Cumulative	2021	2020	Cumulative + Inc. / Dec.
Sri Lanka	May	30.37	28.60	Upto May	134.71	103.10	+ 31.61
North India	April	51.4 (E)	23.83	Upto April	100.49 (E)	57.56	+ 42.93
South India	April	22.0 (E)	15.31	Upto April	72.79 (E)	55.92	+ 16.87
Kenya	April	44.29	49.65	Upto April	185.28	208.22	- 22.94
Bangladesh	April	3.93	2.37	Upto April	5.92	4.19	+ 1.73
Malawi	March	7.9	6.7	Upto March	22.2	20.6	+ 1.6

(E) - Estimated



SRI LANKA TEA CROP

We give below the Sri Lanka Tea Crop for the month of May 2021 together with January / May 2021, and the corresponding figures for 2020.



	MAY		JANUARY – MAY	
	2 0 2 1	2 0 2 0	2 0 2 1	2 0 2 0
ORTHODOX				
High Grown	6,354,389	6,204,689	26,831,790	21,698,423
Medium Grown	4,732,987	4,897,793	18,713,504	15,155,421
Low Grown	16,306,831	14,956,773	76,226,074	56,164,870
TOTAL	27,394,206	26,059,255	121,771,368	93,018,714
CTC				
High Grown	715,009	530,955	2,744,338	2,016,955
Medium Grown	1,068,789	1,004,105	4,217,560	3,208,448
Low Grown	975,784	874,159	4,991,288	4,205,052
TOTAL	2,759,582	2,409,219	11,953,186	9,430,455
TOTAL BLACK PRODUCTION				
High Grown	7,069,398	6,735,644	29,576,128	23,715,378
Medium Grown	5,801,775	5,901,898	22,931,064	18,363,869
Low Grown	17,282,615	15,830,932	81,217,362	60,369,922
TOTAL	30,153,787	28,468,474	133,724,554	102,449,169
GREEN TEA				
High Grown	107,019	52,888	532,278	330,037
Medium Grown	109,016	69,424	448,904	282,042
Low Grown	5,996	12,260	12,929	46,687
TOTAL	222,031	134,572	994,111	658,765
TOTAL PRODUCTION				
High Grown	7,176,417	6,788,532	30,108,406	24,045,415
Medium Grown	5,910,791	5,971,322	23,379,968	18,645,910
Low Grown	17,288,611	15,843,192	81,230,291	60,416,609
TOTAL	30,375,818	28,603,046	134,718,665	103,107,934

SOURCE : SRI LANKA TEA BOARD



SRI LANKA TEA CROP - Continued;



Tea Production May 2021								
Black Tea Production According To Elevations								
Elevation	May (Kg)				January to Date (Kg)			
	2021	2020	Change	% Change	2021	2020	Change	% Change
High	7,176,417	6,788,532	387,885	6%	30,108,406	24,045,415	6,062,991	25.21%
Medium	5,910,791	5,971,322	-60,531	-1%	23,379,968	18,645,910	4,734,058	25.39%
Low	17,288,611	15,843,192	1,445,419	9%	81,230,291	60,416,609	20,813,682	34.45%
Total	30,375,818	28,603,046	1,772,772	6%	134,718,665	103,107,934	31,610,731	30.66%
Tea Production According To Categories								
Production	May (Kg)				January to Date (Kg)			
	2021	2020	Change	% Change	2021	2020	Change	% Change
Orthodox	27,394,206	26,059,255	1,334,951	5%	121,771,368	93,018,714	28,752,654	30.91%
CTC	2,759,582	2,409,219	350,363	15%	11,953,186	9,430,455	2,522,731	26.75%
Green Tea	222,031	134,572	87,459	65%	994,111	658,765	335,346	50.91%
Total	30,375,818	28,603,046	1,772,772	6%	134,718,665	103,107,934	31,610,731	30.66%

SOURCE : SRI LANKA TEA BOARD



TEA NEWS AROUND THE GLOBE



MOMBASA MARKET

SALE NO. 24 – SALE OF 14TH, 15TH 16TH & 17TH JUNE 2021

Fair demand for the 186,974 packages (12,294,419.50 kilos) at irregular levels with 12.90% unsold.

LEAF GRADES

Offerings: 99,500 packages, (6,516,675.00 kilos) with 12.26% unsold. Best BP1s on offer shed USC3 to USC39 but a few lines gained up to USC3 with quality while brighter categories were irregular varying between firm to USC20 above previous week's levels to substantially easier by up to USC93. Medium varieties ranged between USC5 to USC6 dearer to easier by USC4 to USC5 with lower mediums varying between steady to USC8 above last prices to easier by USC2 to USC7. Plainer categories met an irregular activity with improved invoices USC2 to USC10 dearer while others eased by USC2 to USC21 and some teas were unsold.

The best PF1s in the market eased by USC4 to USC15 while brighter sorts held firm to USC6 below previous prices with medium categories discounted by USC2 to USC7 and some invoices remained unsold. Lower medium types met an irregular interest ranging between steady to USC8 dearer to easier by USC4 to USC16 with a few lines remaining without bids while plainer descriptions varied between USC3 to USC19 above last prices to easier by USC7 to USC22 and some teas were unsold.

DUST GRADES

Offerings: 58,340 packages (4,304,788.00 kilos) and 12.65% were unsold. The best PDUSTs available were a weak feature easing by USC10 to USC30 with brighter types USC4 to USC8 below last week's rates. Medium varieties lost USC2 to USC17 while lower medium sorts shed USC4 to USC27, where sold with plainer descriptions irregular varying between firm to USC17 dearer to easier by USC5 to USC14 and some invoices remained without bids.

Best DUST1s on offer advanced by USC3 to USC5 while brighter categories met an irregular enquiry varying between steady to USC6 above previous week's levels to easier by a similar margin. Medium varieties held firm to USC2 easier with a few lines unsold while lower mediums were irregular varying between USC20 to USC40 above last prices to easier by USC2 to USC13 and some invoices remained unsold. Plainer sorts were about steady with some teas neglected.

ORTHODOX GRADES

Offerings: 1,520 packages (71,640.00 kilos). Despite the late start of the Orthodox auction, there was no interest on all varieties available for sale.

SECONDARY GRADES

Offerings: 27,614 packages (1,401,316.50 kilos) and 10.91% remained unsold. In the Secondary Catalogues, BPs eased with PFs steady. Clean well sorted coloury Fannings were firm while DUSTs were easier. Other Fannings held value with similar DUSTs steady. BMFs were well absorbed.

MARKETS

There was reduced support at lower rates from Egyptian Packers, Pakistan Packers, Yemen, other Middle Eastern countries, Kazakhstan, other CIS states, Sudan, Russia, UK and Bazaar. Afghanistan were more selective while Iran showed more interest. Local Packers lent good activity on account of price. Somalia were active at the lower end of the market.





TEA NEWS AROUND THE GLOBE

MOMBASA MARKET – Continued

QUOTATIONS	BROKENS	FANNINGS
Best	412 – 953	397 – 544
Good	404 – 707	389 – 444
Good Medium	353 – 503	381 – 416
Medium	324 – 426	334 – 407
Lower Medium	247 – 373	239 – 349
Plain	176 - 345	192 - 326

AUCTION AVERAGE PRICE

AUCTION	KENYA 2020 \$	KENYA 2021 \$	TOTAL 2020 \$	TOTAL 2021 \$
22	1.89	1.94	1.82	1.87
23	1.86	1.89	1.78	1.82
24	1.84	1.82	1.78	1.74

SOURCE : AFRICA TEA BROKERS LTD.



TEA NEWS AROUND THE GLOBE



CHITTAGONG MARKET

SALE NO. 07 – 21ST JUNE 2021

CTC LEAF: 28,442 packages of Current Season and 90 packages of Old Season teas on offer met with a strong demand mostly at higher rates.

BROKENs: Best Broken s were a strong feature of the sale and advanced by Tk.5/- and more following competition whilst all others also sold well and were about firm. Plain and BLF teas saw fair interest but at easier rates with a few withdrawals.

FANNINGS: Best Fannings were a strong feature and were often dearer following competition, others also saw a good demand and were about firm. Plain types witnessed fair demand but were easier. BLFs were also easier with some withdrawals

CTC DUST: 9,735 packages of Current Season and 95 packages of Old Season teas on offer met with a good demand. All well made good liquoring Dusts sold well at around last levels. Other good liquoring and Medium Dusts were easier by Tk.3/- to Tk. 5/- closely following quality. Plain and BLFs saw a fair demand but at irregularly easier rates with more withdrawals compared to last sale. Blenders lent strong support with fair interest from the Loose tea buyers.

COMMENTS: There were increased activities from all sections of the market particularly for the best liquoring varieties which advanced in values. It was evident that teas with brighter cups were readily absorbed at a premium over plainer varieties.

Dusts sold well.

Our catalogue (Sale 07): Avg: Tk 211.99, Sold 89.1% & (Sale 06) Avg: Tk 206.93, sold 93.5%.

Quotations – This Week – (In Taka)

Broken s	This Week	Last Week	Fannings	This week	Last Week	Dust	This week	Last Week
Large	205-215	200-210 nom	Best	215-225	212-220	PD	190-247	190-249
Medium	200-205	198-204	Good	207-212	204-211	RD	160-298	162-290
Small	202-210	199-207	Medium	200-205	195-202	D	178-314	170-296
Plain	187-192	185-190	Plain	187-192	185-190	CD	200-359	196-330
BLF	165-175	166-174	BLF	165-175	212-220	BLF	160-210	162-212

Exchange Rates 21 June, 2021 Sterling Pound: Tk. 114.5704 dollar: Tk. 83.6702

SOURCE : NATIONAL BROKERS LTD





TEA NEWS AROUND THE GLOBE

SILIGURI MARKET

SALE NO.24 – SALE OF 19TH JUNE 2021

1. Market Description :

- Demand – strong for quality, fair for remainder.
- Best / good varieties were competed for at firm levels. Remainder eased , more so the browner sorts which also witnessed withdrawals.
- Dusts eased.

2. TOTAL AUCTION WEIGHTED AVERAGE (₹)

	2021-22			2019-20			UPTO SALE - 24		
	SALE - 24	SALE - 23	+/-	SALE - 24	SALE - 23	+/-	2021-22	2020-21	2019-20
CTC	216.02	223.27	-7.25	150.50	149.03	1.47	212.64	204.15	151.58
DUST	202.35	210.34	-7.98	141.38	140.02	1.36	198.11	191.03	141.47
TOTAL	214.41	221.72	-7.31	149.43	147.91	1.51	210.97	202.44	150.43

SOURCE: PARCON INDIA PVT LTD

GUWAHATI MARKET

SALE NO. 24 – SALE OF 20TH JUNE 2021

1. Market Description :

- Demand was good for the best and good varieties, for the remainder was only fair which also weakened with the progress of the sale.
- Levels for the liquoring sorts were firm to at times dearer with some competition. The rest were easier in line with quality with some withdrawals.
- Less offtake by major blenders compared to last week. Internal operated.

2. TOTAL AUCTION WEIGHTED AVERAGE (₹)

	2021-22			2019-20			UPTO SALE - 24		
	SALE - 24	SALE - 23	+/-	SALE - 24	SALE - 23	+/-	2021-22	2020-21	2019-20
CTC	237.14	237.73	-0.60	155.61	148.75	6.86	219.25	219.41	144.49
DUST	226.43	224.80	1.63	151.06	143.21	7.85	209.34	208.19	142.40
TOTAL	233.97	233.84	0.13	154.08	146.91	7.17	216.49	216.09	143.81

SOURCE: PARCON INDIA PVT LTD



TEA NEWS AROUND THE GLOBE



KOLKATA ORTHODOX / CTC MARKET

SALE NO.24 – SALE OF 17TH JUNE 2021

1. Market description :

- Strong demand.
- Clean, well made whole leaf and broken were firm to dearer following quality.
- Remainder followed a similar trend, except some browner/ stalkier sorts which were irregular around last.
- 22.6% teas sold above 300/- compared to 13.7% last week.

	WHOLE LEAF			BROKENS	FANNINGS
TIPPY RANGE	600 - 1500 (N)			360 - 466 (N)	NQ
	1ST LINE	2ND LINE	GFOP	BROKENS	FANNINGS
BEST	360+ (N)	360+ (N)	NQ	280 - 320	210 - 230 (N)
GOOD	310 - 340	280 - 310	300 - 315	250 -280	190 - 220

1. Market description :

- Strong for good/best Assams, fair for remainder
- Levels for the good/best sorts were fully firm and appreciated in value with competition. Better medium, medium & plainer sorts were discounted and witnessed heavy withdrawals.
- Dust market followed a similar trend.
- Hul active with support from WI, local dealers, and other packers. TCPL operated selectively, more so in the leaf segment.

2. TOTAL AUCTION WEIGHTED AVERAGE (₹)

	2021-22			2019-20			UPTO SALE - 24		
	SALE - 24	SALE - 23	+/-	SALE - 24	SALE - 23	+/-	2021-22	2020-21	2019-20
CTC	235.78	230.91	4.87	157.18	149.63	7.55	222.31	215.92	151.72
DUST	237.59	219.64	17.95	163.73	157.20	6.53	216.92	221.58	153.28
TOTAL	236.20	227.54	8.66	159.17	151.74	7.43	220.93	216.98	152.13

SOURCE: PARCON INDIA PVT LTD



UPCOMING AUCTION DETAILS

Auction No.	26		25	
Dates	06 th / 07 th July 2021		29 th / 30 th June 2021	
	No. of Lots	Qty – kg	No. of Lots	Qty – kg
Ex-Estate	865	1,006,297	906	1,070,336
Main Sale Total	11,570	6,101,756	11,482	6,163,606
High & Medium	1,948	978,258	1,939	979,245
Low Grown – Leafy	2,130	970,013	2,221	1,015,222
Low Grown – Semi Leafy	1,891	923,713	1,671	803,064
Low Grown Tippy	2,140	1,109,772	2,248	1,168,118
Premium / Flowery	378	67,486	401	72,384
Off Grades	2,464	1,412,625	2,326	1,395,742
Dust	619	639,889	676	729,831
Grand Total	12,435	7,108,053	12,388	7,233,942
Reprints	920	528,984	1,002	589,818
Total No. of Lots on Offer	12,435		12,388	
Total Quantity on Offer (kg)	7,108,053		7,233,942	



SCHEDULED CLOSING DATES

Auction No.	Date of Sale	Ex-Estate	Main Sale
27	13 th / 14 th July 2021	25/06/2021	25/06/2021
28	19 th / 20 th July 2021	01/07/2021	01/07/2021
29	27 th / 28 th July 2021	08/07/2021	08/07/2021

PROMPT DATES

Auction No.	Buyers	Sellers
25	06/07/2021	07/07/2021
26	13/07/2021	14/07/2021
27	20/07/2021	22/07/2021



ORDER OF SALE (SALE NO. 25 - 29TH / 30TH JUNE 2021)

Main Sale Order – 1 (Leafy / Semi Leafy / Tippy / Premium / 1A)

Bartleet Produce Marketing (Pvt) Ltd

JOHN KEELLS PLC

Lanka Commodity Brokers Ltd

Asia Siyaka Commodities PLC

Mercantile Produce Brokers (Pvt) Ltd

Eastern Brokers. Ltd.

F & W Tea Brokers (Pvt) Ltd

Ceylon Tea Brokers PLC

Main Sale Order – 2 (H & M / Off Grade / Dust)

F & W Tea Brokers (Pvt) Ltd

Bartleet Produce Marketing (Pvt) Ltd

Lanka Commodity Brokers Ltd

Ceylon Tea Brokers PLC

Eastern Brokers. Ltd.

JOHN KEELLS PLC

Asia Siyaka Commodities PLC

Mercantile Produce Brokers (Pvt) Ltd

Ex-Estate

F & W Tea Brokers (Pvt) Ltd

Eastern Brokers. Ltd.

Ceylon Tea Brokers PLC

JOHN KEELLS PLC

Lanka Commodity Brokers Ltd

Bartleet Produce Marketing (Pvt) Ltd

Mercantile Produce Brokers (Pvt) Ltd

Asia Siyaka Commodities PLC

[DB : HR / SG]





HOLIDAY NOTICE



We wish to inform all our valued Clients that our Head Office, Sample Room and Stores will be closed for business on the following day.

24th June 2021

Thursday

Poson Full Moon Poya Day.





“

*Darkness cannot drive out darkness: only
light can do that. Hate cannot drive out hate:
only love can do that.*

– Martin Luther King Jr

”