



TEA MARKET REPORT

JOHN KEELLS PLC

SALE NO.24 – 21ST / 22ND JUNE 2022

ORDER OF SALE (SALE NO. 24 – 21ST / 22ND JUNE 2022)

Main Sale Order – 1 (Leafy / Semi Leafy / Tippy / Premium / 1A)	Main Sale Order – 2 (H & M / Off Grade / Dust)	Ex-Estate
Lanka Commodity Brokers Ltd	Ceylon Tea Brokers PLC	Eastern Brokers. Ltd.
Ceylon Tea Brokers PLC	Bartleet Produce Marketing (Pvt) Ltd	Mercantile Produce Brokers (Pvt) Ltd
Asia Siyaka Commodities PLC.	Asia Siyaka Commodities PLC.	Forbes & Walker Tea Brokers (Pvt) Ltd
Bartleet Produce Marketing (Pvt) Ltd	Lanka Commodity Brokers Ltd	Asia Siyaka Commodities PLC.
Eastern Brokers. Ltd.	Mercantile Produce Brokers (Pvt) Ltd	Lanka Commodity Brokers Ltd
Mercantile Produce Brokers (Pvt) Ltd	Forbes & Walker Tea Brokers (Pvt) Ltd	Ceylon Tea Brokers PLC
Forbes & Walker Tea Brokers (Pvt) Ltd	Eastern Brokers. Ltd.	Bartleet Produce Marketing (Pvt) Ltd
JOHN KEELLS PLC	JOHN KEELLS PLC	JOHN KEELLS PLC



AUCTION DETAILS

Auction No.	24	
Dates	21 st / 22 nd June 2022	
	No. of Lots	Qty – kg
Ex Estate	703	801,264
Main Sale Total	10,250	5,191,647
High & Medium	1,567	800,273
Low Grown - Leafy	2,120	924,073
Low Grown - Semi Leafy	1,345	576,642
Low Grown Tippy	1,854	917,069
Premium / Flowery	389	68,495
Off Grades	2,475	1,397,959
Dust	500	507,136
Grand Total	10,953	5,992,911
Reprints	645	380,890
Total No. of Lots Offered	10,953	
Total Quantity Offered (kg)	5,992,911	

PROMPT DATES

Auction No.	Buyers	Sellers
24	28/06/2022	29/06/2022

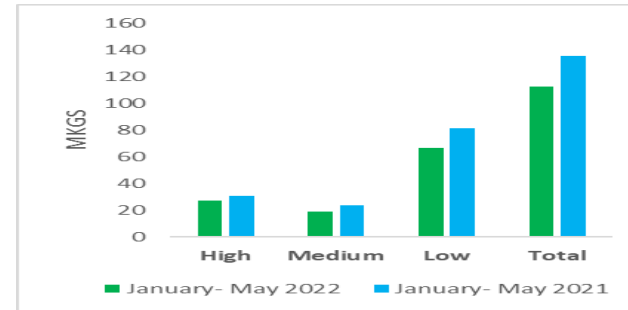
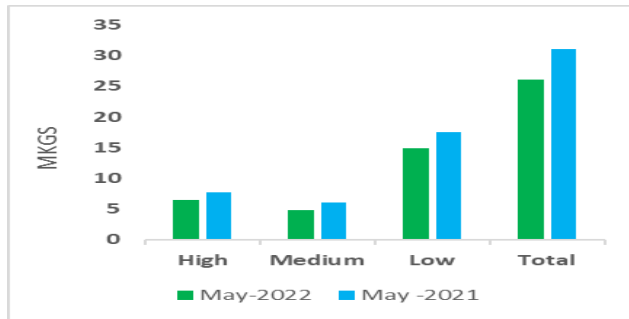


COMMENTS



Sri Lanka harvested a crop of 26Mkg during the Month of May 2022 which is a negative variance of 16% when compared to the crop harvested in May 2021. The main contributor for the 26Mkg was from the Low Grown planting districts with 57%, followed by the High Grown at 24.6% and the Medium Grown at 18.4%. When compared with the 2021 harvest, negative variances have been recorded in the High Grown at 16%, Medium Grown at 20%, and the Low Grown at 15%.

Tea Production May 2022								
Black Tea Production According To Elevations								
Elevation	May (Kg)				January to Date (Kg)			
	2022	2021	Change	% Change	2022	2021	Change	% Change
High	6,396,596	7,632,490	-1,235,894	-16%	27,097,184	30,686,328	-3,589,144	-11.70%
Medium	4,797,854	5,999,070	-1,201,216	-20%	19,140,116	23,538,595	-4,398,479	-18.69%
Low	14,844,841	17,468,926	-2,624,085	-15%	66,327,193	81,421,299	-15,094,106	-18.54%
Total	26,039,291	31,100,485	-5,061,194	-16%	112,564,492	135,646,222	-23,081,730	-17.02%



Sri Lanka Tea Exports for the month of May 2022 was recorded at 19.7Mkg which is a decrease of 17% when compared with the same period of the previous year. The average unit FOB value per kg. was Rs.788.67 above the average unit value per kg of 2021. The cumulative Export quantity for the year recorded a negative variance of 8.2Mkg against the corresponding period. The average FOB value recorded an increase of Rs.264.97 against last year's average FOB price. As a result, the value of Tea Exports for the period (Jan- May) in 2022 recorded a positive variance of Rs.19.2 billion over the previous year. Iraq has emerged as the leading importer of Sri Lanka Tea. The other major importers were U.A.E, Russia Turkey and Azerbaijan.





COMMENTS - Continued

The 0.80Mkg of Ex Estate teas on offer met with improved demand. Select Best Western High Grown BOPs gained substantially, the below best and plainer varieties too were dearer. Select Best Western High Grown BOPFs were dearer from last week's levels, the below best and plainer sorts too showed an improvement. Nuwara Eliya BOPs appreciated and sold at attractive levels, the BOPFs too appreciated in value. Uva / Uda Pussellawa BOPs appreciated, the BOPFs gained following quality. Low Grown CTC BP1s were irregularly lower, the High and Medium sorts barely maintained last levels. The Low Grown PF1s appreciated as the sale progressed, the High and Medium sorts were irregularly dearer.

The 2.5Mkg of Low Grown teas which were on offer met with good demand. In the Leafy segment, OP varieties were irregularly lower to last. Better OPAs were firm, others were substantially lower. OP1s met with good demand. In the Semi Leafy segment, BOP1s were firm. Pekoe varieties were lower, Pekoe1s met with improved demand. In the Small Leaf segment, well-made FBOPs were dearer, others met with fair demand. FBOPF varieties attracted improved interest. Better FBOPF1s were dearer, others too met with fair demand. BOPF.SP, BOPF, BOP.SP and BOPs met with good demand. All Premium Flowery teas were dearer.

Russia, Iran and the C.I.S countries lent fair support whilst Turkey was selective. Libya and Iraq were selective.

ALL TIME RECORD PRICES OBTAINED IN THE JK PLC CATALOGUE

Garden Mark	Grade	Price Rs.	Category	Management Company/ Proprietor
Glenanore	FBOP	2650/-	Uva High	Agrapatna Plantations Ltd.
Halpewatte Uva	OP1	3450/-	Uva Medium	Halpewatte Estete (Pvt.) Ltd.
Lovers Leap	BOP	2200/-	Nuwara Eliya	Kelani Valley Plantations PLC
Ceciliyan CTC	PF1	2150/-	CTC Low	Ceciliyan Associates (Pvt.) Ltd.
Hingalgoda CTC	PF1	2150/-	CTC Low	Tea Small Holders Factories PLC
Arbour Valley	BOPF.SP	2500/-	Low	Mr. Avantha Ratnayake
Morawakkorale	FNGS	1550/-	Off Grades	Morawakkorale Tea Producers Co-operative Society Ltd.
Ceciliyan CTC	PD	2400/-	Dust	Ceciliyan Associates (Pvt.) Ltd.





MARKET DESCRIPTION

Western Teas

Western High Grown BOPs gained Rs.100/- to Rs.200/- and more at times, the below best and plainer varieties too were dearer by Rs.100/- to Rs.150/-. Select best BOPFs gained Rs.100/- to Rs.150/-, the below best and plainer varieties too were dearer by Rs.50/- to Rs.100/-. Medium BOPs were irregularly dearer, the BOPFs gained Rs.50/- to Rs.100/- on average.

Nuwara Eliya Teas

BOPs gained Rs.100/- to Rs.200/-, the BOPFs too appreciated Rs.100/- to Rs.150/- on average.

Uva Teas

Uva / Uda Pussellawa BOPs gained substantially following quality and special inquiry, the BOPFs too gained Rs.100/- to Rs.150/- and more following quality.

CTC Teas

Low Grown BP1s were easier from last week's levels, the High and Medium sorts were irregularly lower. Low Grown PF1s appreciated and gained as the sale progressed, the High and Medium sorts too were irregularly dearer.

QUOTATIONS

	BOP – RS.	BOPF – RS.
Good Westerns	1380 – 1600	1220 – 1380
Average Westerns	1150 – 1360	1100 – 1200
Plainer Westerns	820 – 1140	860 – 1080
Western Mediums	900 – 2050	760 – 1040
Uva Teas	1240 – 1650	890 – 1040
Nuwara Eliya Teas	1650 – 2200	1160 – 1220
Uda Pussellawa Teas	720 – 1550	800 – 1040
CTC (BP1 and PF1)	550 - 940	680 - 2150





MARKET DESCRIPTION

Low Grown

Select best OP1s along with the bolder types met with good demand, stalky secondaries declined from last levels. Better twisted BOP1s were mostly firm, others were irregular. Well-made OPs were marginally lower, below best types along with the poorer sorts declined substantially from last week's closing levels. OPAs followed a similar trend as OPs. Well-made Pekoes along with the bold Pekoes declined by Rs.50/- to Rs.80/- and more at times, secondaries too were lower to last. Shotty Pekoe1s were firm to dearer, reducers too met with fair demand.

Select best and best BOPs were dearer by Rs.20/- to Rs.30/-, below best and secondary types were firm. BOP.SP.s and BOPF.SP.s met with very good demand. BOPFs followed a similar trend. Select best and best FBOPF1s were dearer by Rs.20/- to Rs.30/-, below best types met with reasonable demand, secondaries were firm. Well-made FBOPs in the select best category were dearer by Rs.40/- to Rs.60/-, best types too were dearer by Rs.30/- to Rs.40/-, others were firm. FBOPF varieties met with good demand. All Premium Flowery teas met with very good demand.

Off Grades

Select best and best FGS1s were dearer by Rs.20/- to Rs.30/-, below best types were firm, poorer types declined by Rs.30/- to Rs.40/-. Select best and best BMs were firm, below best and poorer types declined by Rs.40/- to Rs.60/- and more at times. All BPs were firm. Select best BOP1As were firm, best types met with good demand, others were lower by Rs.60/- to Rs.80/-.

Dust

Select best and best Dust1s appreciated Rs.20/- to Rs.25/- and more at times as the sale progressed, below best types were firm to dearer Rs.10/- to Rs.15/-, poorer sorts appreciated Rs.10/-. High and Medium CTCs maintained at last levels. Low Grown CTCs appreciated Rs.10/- to Rs.20/-. Low Grown Dust/ Dust1s were firm to dearer by Rs.10/-.



QUOTATIONS

	Select Best	Best	Below Best	Others
LIQUORING				
DUST-1	1100.00 - 1650.00	900.00 - 1180.00	800.00 - 890.00	700.00 - 790.00
OFF GRADES				
FGS1	960.00 - 1180.00	860.00 - 950.00	750.00 - 850.00	450.00 - 740.00
FGS	1100.00 - 1550.00	800.00 - 1090.00	650.00 - 790.00	400.00 - 640.00
LOW GROWNS				
FBOPF / FFSP / FFEXSP	4500.00 - 9150.00	3200.00 - 4200.00	2000.00 - 3000.00	1000.00 - 1900.00
BOP	2000.00 - 2750.00	1400.00 - 1900.00	1100.00 - 1300.00	850.00 - 1050.00
BOPSP	1700.00 - 2100.00	1300.00 - 1600.00	1100.00 - 1250.00	850.00 - 1050.00
BOPF	1600.00 - 2750.00	1200.00 - 1500.00	900.00 - 1100.00	700.00 - 820.00
FBOPF1	1900.00 - 4000.00	1400.00 - 1800.00	1100.00 - 1350.00	800.00 - 1050.00
FBOP	2200.00 - 3550.00	1600.00 - 2000.00	1300.00 - 1500.00	900.00 - 1200.00
BOP1	3800.00 - 4200.00	2850.00 - 3450.00	2300.00 - 2750.00	1200.00 - 1700.00
OP1	3400.00 - 4300.00	2250.00 - 2850.00	1950.00 - 2200.00	450.00 - 700.00
OP	2000.00 - 2450.00	1500.00 - 1800.00	1400.00 - 1480.00	650.00 - 850.00
OPA	1600.00 - 2600.00	1250.00 - 1400.00	800.00 - 1000.00	600.00 - 700.00
PEKOE	1700.00 - 2950.00	1300.00 - 1550.00	950.00 - 1200.00	750.00 - 900.00
PEKOE1	1900.00 - 2700.00	1600.00 - 1850.00	1250.00 - 1450.00	800.00 - 1000.00
DUST / DUST1	1000.00 - 1950.00	850.00 - 980.00	700.00 - 840.00	600.00 - 680.00



- **Top Prices**
- **Colombo Auction Averages**
- **All Brokers Private Sale Figures**



TOP PRICES (SALE NO. 24 – 21ST / 22ND JUNE 2022)



WESTERN HIGH			
BOP		Great Western	1600.00
BOPSP		Bambrakelly	1600.00
BOPF/BOPFSP		Alton	1380.00
FBOP/FBOP1		Glenloch	2550.00
FBOPF/FBOPF1	+	Glenloch	2200.00
BOP1		Bogahawatte	2400.00
OP/OPA		Bogahawatte	1600.00
OP1		Torrington	2050.00
PEKOE/PEKOE1		Inverness	1800.00

WESTERN MEDIUM			
BOP	*	Kenilworth	2050.00
		Harangalla	2050.00
BOPSP		Doombagastalawa	1950.00
		Ancoombra	1950.00
		Hatale	1950.00
BOPF/BOPFSP	+	Harangalla	2250.00
FBOP/FBOP1		Harangalla	2850.00
FBOPF/FBOPF1		Hatale	2300.00
BOP1	+	Craighead	3550.00
OP/OPA		Elpitiya	1650.00
OP1		Craighead	2700.00
PEKOE/PEKOE1		Uplands	2100.00

UDA PUSSELLAWA			
BOP	+	Kirklees	1550.00
BOPSP		Kirklees	1460.00
BOPF/BOPFSP		Kirklees	1040.00
		Mooloya	1040.00
FBOP/FBOP1	+	Blairlmond	2600.00
FBOPF/FBOPF1	+	Alma	2200.00
BOP1		Alma	1900.00
OP/OPA		Alma	1500.00
OP1		Gonapitiya	2050.00
PEKOE/PEKOE1		Gonapitiya	1650.00
		Blairlmond	1650.00

UVA HIGH			
BOP		Glenanore	2150.00
BOPSP	+	Gonamotawa	2000.00
BOPF/BOPFSP		Uva Highlands	1850.00
FBOP/FBOP1	*+	Glenanore	2650.00
FBOPF/FBOPF1		Glenanore	2200.00
BOP1		Glenanore	2500.00
		Battawatte	2500.00
OP/OPA		Gonamotawa	1460.00
OP1		Gonamotawa	2200.00
PEKOE/PEKOE1		Gonamotawa	1800.00

UVA MEDIUM			
BOP	+	Dickwella	2150.00
BOPSP	+	Halpewatta Uva	2200.00
BOPF/BOPFSP	++	Dickwella	2150.00
FBOP/FBOP1		Glen Alpin	2550.00
		Haputale Super	2550.00
		Halpewatta Uva	2550.00
FBOPF/FBOPF1		Wewesse	2200.00
BOP1	+	Halpewatta Uva	3350.00
OP/OPA		Maratenne	1800.00
OP1	*+	Halpewatte Uva	3450.00
PEKOE/PEKOE1		Dickwella	1850.00

CTC HIGH			
PF1		Dunsinane CTC	1080.00
BP1		Dunsinane CTC	890.00
BPS			
OF			

CTC MEDIUM			
PF1		New Peacock CTC	1040.00
BP1	*	Carolina CTC	560.00
		Ancoombra CTC	560.00
BPS	*	Donside CTC	650.00
		Aultmore CTC	650.00
OF		-	

NUWARA ELIYA			
BOP	*+	Lovers Leap	2200.00
BOPF/BOPFSP		Mahagastotte	1220.00
FBOP/FBOP1		Court Lodge	1550.00
OP/OPA	*	Kenmare	710.00
PEKOE/PEKOE1	*	Lovers Leap	1200.00

CTC LOW			
PF1	*+	Ceciliyan CTC	2150.00
	*+	Hingalgoda CTC	2150.00
BP1	*	Ceciliyan CTC	940.00
BPS		Ross Feld CTC	640.00
OF		Peakwatta CTC	710.00



TOP PRICES (SALE NO. 24 – 21ST / 22ND JUNE 2022)



LOW			
BOP		Pothotuwa	2750.00
	*	Bogoda Group	2600.00
BOPSP		Stream Line	2100.00
BOPF	+	Sithaka	2750.00
	*	Ceciliyan	2500.00
BOPFSP	*+	Arbour Valley	2500.00
FBOP		Pothotuwa	3550.00
FBOP1		New J.S.P	4350.00
FBOPF	++	Sihara	4400.00
FBOPF1	*	Berubeula	4000.00
		Gangaboda	3900.00
	*	Hiniduma S.H	3200.00
BOP1		Pothotuwa	4200.00
OP1		New Vithanakanda	4300.00
		Pothotuwa	4300.00
OP		Sithaka	2450.00
OPA		Liyonta	2600.00
PEKOE	+	Liyonta	2950.00
PEKOE1		Rajjuruwatte	2700.00

PREMIUM			
FBOPFSP	+	Maratenne	9150.00
FBOPFEXSP	+	Uruwala	9050.00
FBOPFEXSP1	+	Yalta	9150.00

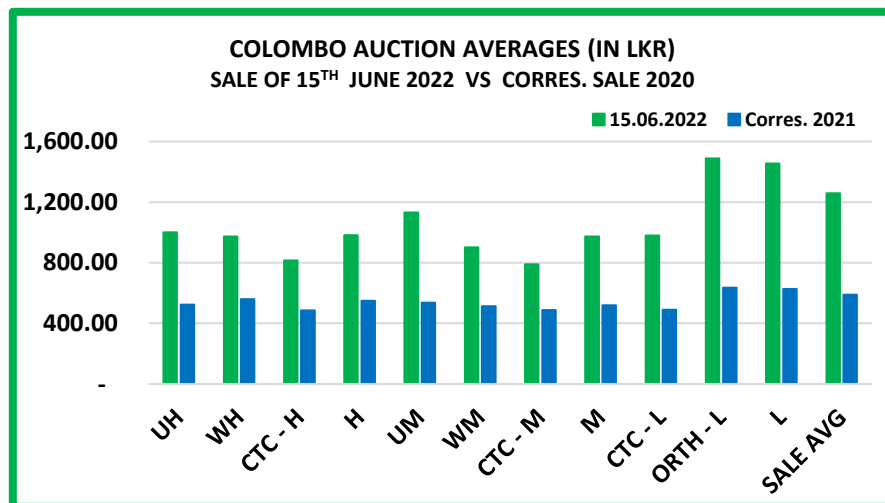
DUST			
DUST1	*	Ceciliyan CTC	1950.00
	*	Mattakelle	1650.00
P.DUST	*+	Ceciliyan CTC	2400.00

OFF GRADES			
FNGS/FNGS1	*+	Morawakkorale	1550.00
PFNGS		Strathdon CTC	870.00
BM		Kurunduwatta	1600.00
BP		Halpewatte Uva	1800.00
BOP1A		Geekiyanahena	1650.00

**** MORE THAN ONE TOP PRICE OBTAINED**
*** TEAS SOLD BY JOHN KEELLS PLC**
+ ALL TIME RECORD PRICE
++ ALL TIME RECORD PRICE EQUALED

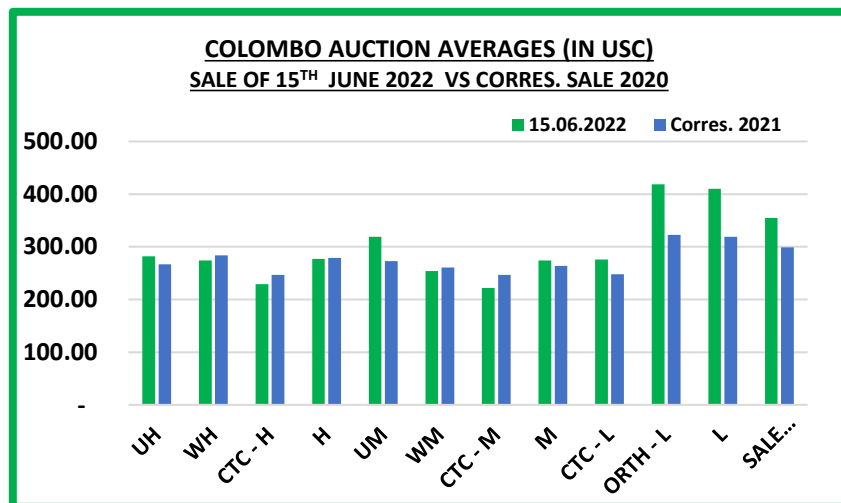


COLOMBO AUCTION AVERAGES



	Sale of 08/06/2022In LKR	Sale of 15/06/2022 In LKR	Corres. 2021 In LKR
Uva High Grown	953.90	999.96	524.43
Western High Grown	960.16	972.74	559.08
CTC High Grown	809.34	814.60	485.05
Summary of High Grown	957.91	982.35	548.08
Uva Medium Grown	1106.36	1131.11	536.64
Western Medium Grown	935.21	901.35	512.93
CTC Medium Grown	769.50	789.64	486.65
Summary of Medium Grown	990.97	973.56	520.03
CTC Low Grown	952.04	979.24	488.77
Orthodox Low Grown	1393.26	1488.00	635.25
Summary of Low Grown	1369.89	1455.80	627.69
TOTAL SALE AVERAGE	1182.72	1259.02	588.35

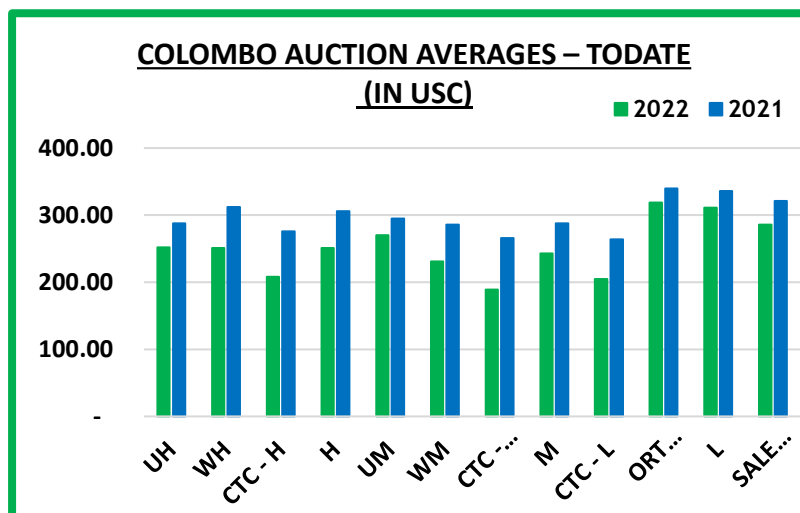
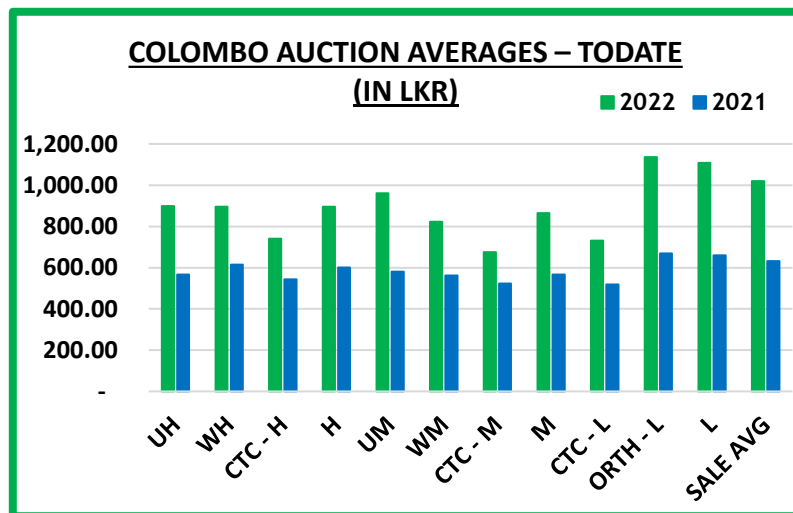
COLOMBO AUCTION AVERAGES



	Sale of 08/06/2022 In USC	Sale of 15/06/2022 In USC	Corres. 2021 In USC
Uva High Grown	267	282	267
Western High Grown	269	274	284
CTC High Grown	227	229	247
Summary of High Grown	268	277	279
Uva Medium Grown	310	319	273
Western Medium Grown	262	254	261
CTC Medium Grown	216	222	247
Summary of Medium Grown	278	274	264
CTC Low Grown	267	276	248
Orthodox Low Grown	390	419	323
Summary of Low Grown	384	410	319
TOTAL SALE AVERAGE	331	355	299



COLOMBO AUCTION AVERAGES



January to Date (Sale No.23)	2022 LKR	2021 LKR	2022 USC	2021 USC
Uva High Grown	898.71	567.04	252	288
Western High Grown	895.32	614.76	251	312
CTC High Grown	741.16	543.21	208	276
Summary of High Grown	896.38	601.26	251	306
Uva Medium Grown	961.39	579.99	270	295
Western Medium Grown	823.35	561.82	231	286
CTC Medium Grown	675.10	523.72	189	266
Summary of Medium Grown	865.29	567.13	243	288
CTC Low Grown	730.88	518.87	205	264
Orthodox Low Grown	1136.66	669.37	319	340
Summary of Low Grown	1108.23	660.24	311	336
TOTAL SALE AVERAGE	1020.29	631.96	286	321



COLOMBO AUCTION AVERAGES

FROM 01 ST TO 15 TH JUNE 2022	LKR
Uva High Grown	978.64
Western High Grown	971.67
Summary of High Grown	974.19
Uva Medium Grown	1118.68
Western Medium Grown	918.19
Summary of Medium Grown	981.18
Summary of Low Grown	1406.59
TOTAL SALE AVERAGE	1216.23



ALL BROKERS PRIVATE SALE FIGURES (FOR THE PERIOD – 13TH TO 18TH JUNE 2022)

	WEEKLY	TODATE
High & Medium	47,635.00	1,024,653.70
Low	8,241.00	145,867.75
Green Tea	22,735.00	700,764.30
Organic Tea	8,378.00	231,833.93
BMF	242,815.00	3,475,523.00
Direct Sales	-	-
Forward Contract	30,000.00	947,240.00





- **Crop and Weather**
- **Crop Figures**
- **Export Figures**
- **Tea News**
- **Tea Sale Arrangements**

CROP AND WEATHER - FOR THE PERIOD OF - 13TH TO 19TH JUNE 2022



Western

Bright mornings with occasional evening showers were recorded in Agarapatana and Dickoya districts, whilst dull weather conditions were reported throughout the week in the Bogowantalawa district.



Nuwara Eliya

Bright weather conditions were experienced throughout the week in Nuwara Eliya and Kandapola districts.



Uva

Bright weather conditions were reported in Badulla and Lunugala districts, whilst morning showers with dull evenings were experienced in the Haputale district.



Low Grown

Bright mornings with occasional showers were reported at the beginning of the week in Deniyaya and Ratnapura whilst, bright weather conditions prevailed thereafter. Dull weather conditions with occasional showers were experienced throughout the week in the Galle district.



Crop

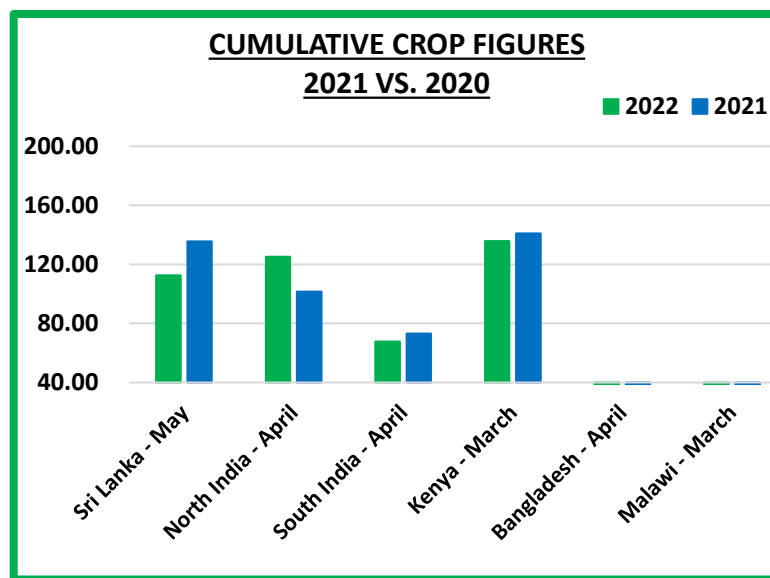
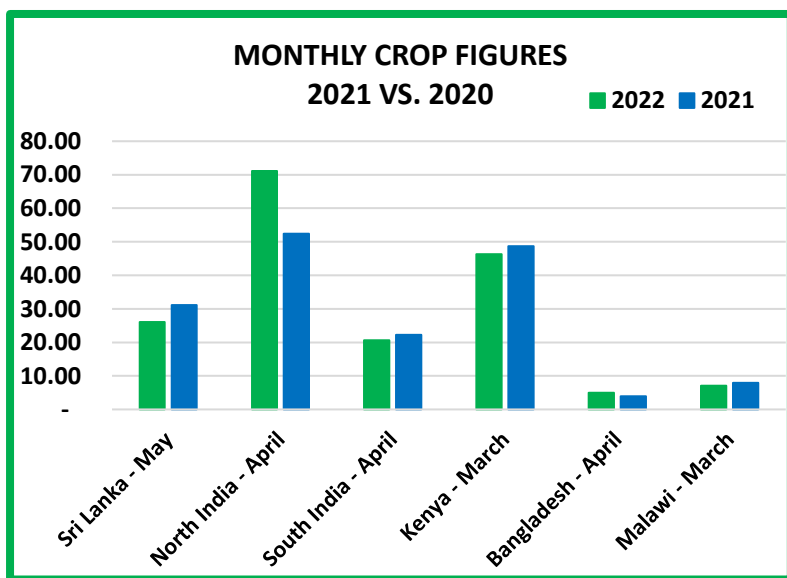
Crop intakes are low.



CROP FIGURES OF MAJOR PRODUCING & EXPORTING COUNTRIES

Country	Month	2022	2021	Cumulative + Inc. / Dec.	Cumulative	2022	2021	Cumulative + Inc. / Dec.
Sri Lanka	May	26.03	31.10	- 5.07	Upto May	112.56	135.64	- 23.08
North India	April	71.16(E)	52.43	- 18.73	Upto April	125.21(E)	101.48	23.73
South India	April	20.61(E)	22.27	- 1.66	Upto April	67.74(E)	73.06	- 5.32
Kenya	March	46.32	48.69	- 2.37	Upto March	135.83	140.98	- 5.15
Bangladesh	April	4.93	3.93	+ 1.00	Upto April	7.06	5.92	+ 1.14
Malawi	March	7.10	7.90	- 0.80	Upto March	18.90	22.20	- 3.30

(E) - Estimated





SRI LANKA TEA CROP

We give below the Sri Lanka Tea Crop for the month of May 2022 together with January / May 2022, and the corresponding figures for 2021.

	MAY		JANUARY – MAY	
	2022	2021	2022	2021
ORTHODOX				
High Grown	5,699,277	5,810,462	24,183,283	27,409,712
Medium Grown	3,814,556	4,821,266	15,571,500	18,872,131
Low Grown	13,953,221	16,487,146	61,942,684	76,417,083
TOTAL	23,467,054	28,118,873	101,697,468	122,698,925
CTC				
High Grown	624,688	715,009	2,507,699	2,744,338
Medium Grown	907,622	1,068,789	3,241,717	4,217,560
Low Grown	891,020	975,784	4,382,584	4,991,288
TOTAL	2,423,330	2,759,582	10,132,000	11,953,186
TOTAL BLACK PRODUCTION				
High Grown	6,323,965	7,525,471	26,690,982	30,154,050
Medium Grown	4,722,177	5,890,054	18,813,217	23,089,691
Low Grown	14,844,241	17,462,930	66,325,268	81,408,371
TOTAL	25,890,383	30,878,454	111,829,468	134,652,111
GREEN TEA				
High Grown	72,631	107,019	406,202	532,278
Medium Grown	75,677	109,016	326,899	448,904
Low Grown	600	5,996	1,924	12,929
TOTAL	148,907	222,031	735,024	994,111
TOTAL PRODUCTION				
High Grown	6,396,596	7,632,490	27,097,184	30,686,328
Medium Grown	4,797,854	5,999,070	19,140,116	23,538,595
Low Grown	14,844,841	17,468,926	66,327,193	81,421,299
TOTAL	26,039,291	31,100,485	112,564,492	135,646,222

SOURCE : SRI LANKA TEA BOARD



SRI LANKA TEA CROP - Continued;



Tea Production May 2022								
Black Tea Production According To Elevations								
Elevation	May (Kg)				January to Date (Kg)			
	2022	2021	Change	% Change	2022	2021	Change	% Change
High	6,396,596	7,632,490	-1,235,894	-16%	27,097,184	30,686,328	-3,589,144	-11.70%
Medium	4,797,854	5,999,070	-1,201,216	-20%	19,140,116	23,538,595	-4,398,479	-18.69%
Low	14,844,841	17,468,926	-2,624,085	-15%	66,327,193	81,421,299	-15,094,106	-18.54%
Total	26,039,291	31,100,485	-5,061,194	-16%	112,564,492	135,646,222	-23,081,730	-17.02%
Tea Production According To Categories								
Production	May (Kg)				January to Date (Kg)			
	2022	2021	Change	% Change	2022	2021	Change	% Change
Orthodox	23,467,054	28,118,873	-4,651,819	-17%	101,697,468	122,698,925	-21,001,457	-17.12%
CTC	2,423,330	2,759,582	-336,252	-12%	10,132,000	11,953,186	-1,821,186	-15.24%
Green Tea	148,907	222,031	-73,124	-33%	735,024	994,111	-259,087	-26.06%
Total	26,039,291	31,100,485	-5,061,194	-16%	112,564,492	135,646,222	-23,081,730	-17.02%

SOURCE : SRI LANKA TEA BOARD



SRI LANKA TEA EXPORTS



DESCRIPTION	QTY (KG)	VALUE (RS)	APPROX.AV.UNIT FOB VALUE PER KG.RS/CTS
MAY 2022			
Instant Tea	256,249.49	693,597,647.00	2,706.73
Tea in Packets	9,455,248.68	14,752,348,040.00	1,560.23
Green Tea	280,816.53	1,132,685,072.00	4,033.54
Tea in Bags	1,824,445.16	5,021,704,720.00	2,752.46
Tea in Bulk	7,905,128.94	12,028,239,647.00	1,521.57
Total	19,721,888.80	33,628,575,126.00	1,705.14
MAY 2021			
Instant Tea	169,405.86	329,795,353.00	1,946.78
Tea in Packets	10,701,148.75	9,257,625,692.00	865.11
Green Tea	384,949.34	817,685,252.00	2,124.14
Tea in Bags	2,010,335.95	3,140,261,747.00	1,562.06
Tea in Bulk	10,522,401.33	8,255,899,062.00	784.60
Total	23,788,241.23	21,801,267,106.00	916.47
JANUARY / MAY 2022			
Instant Tea	1,046,824.44	2,150,947,016.00	2,054.74
Tea in Packets	46,591,425.35	51,648,761,093.00	1,108.55
Green Tea	1,610,013.20	4,557,382,488.00	2,830.65
Tea in Bags	9,004,679.10	18,380,146,422.00	2,041.18
Tea in Bulk	43,465,918.92	45,534,500,361.00	1,047.59
Total	101,718,861.01	122,271,737,380.00	1,202.06
JANUARY / MAY 2021			
Instant Tea	1,164,297.78	2,072,231,547.00	1,779.81
Tea in Packets	49,066,422.46	43,390,393,511.00	884.32
Green Tea	1,789,118.26	3,805,253,953.00	2,126.89
Tea in Bags	10,243,683.45	15,676,872,013.00	1,530.39
Tea in Bulk	47,725,360.44	38,125,068,120.00	798.84
Total	109,988,882.39	103,069,819,144.00	937.09



MAJOR IMPORTERS OF SRI LANKA TEA

JANUARY / MAY 2022

COUNTRY	BULK TEA	PACKETED TEA	TEA BAG	INSTANT TEA	GREEN TEA	TOTAL 2022	TOTAL 2021
IRAQ	2,573,743.00	16,685,265.55	113,569.08	-	4,105.80	19,376,683.43	12,429,090.46
U.A.E.	5,342,538.16	3,243,108.92	91,468.58	124.96	137,204.87	8,814,445.49	7,663,656.22
RUSSIA	6,978,805.00	1,168,338.74	165,878.47	439.38	154,213.79	8,467,675.38	10,507,377.53
TURKEY	1,049,663.00	4,818,472.34	33,150.50	-	536.00	5,901,821.84	13,755,986.12
AZERBAIJAIN	5,013,977.00	215,665.63	2,478.75	-	4,619.50	5,236,740.88	5,130,735.46
IRAN	2,369,125.50	2,770,596.34	35,952.00	-	3,708.00	5,179,381.84	4,745,593.92
CHINA	3,951,653.70	700,411.09	69,129.28	72,111.10	19,805.78	4,813,110.95	6,334,213.67
LIBYA	-	4,188,647.50	8,381.34	-	176,151.20	4,373,180.04	4,872,755.50
GERMENY	2,512,566.00	686,566.55	109,152.87	-	25,990.00	3,334,275.42	2,482,342.65
CHILE	2,296,530.00	112,308.16	467,606.38	-	32,603.81	2,909,048.35	2,882,208.21



MOMBASA INTERIM MARKET

SALE NO. 25 – SALE OF 20TH / 21ST & 22ND JUNE 2022

Fairly good demand and improved in some markets but at irregular rates following quality for the 203,913 packages (13,246,614.00 kilos) available; 29.75 % were neglected.

OFFERINGS

Leaf Grades	-	105,000 packages (6,816,347.00 kilos) – 40.36% unsold.
Dust Grades	-	61,460 packages (4,550,404.00 kilos) – 9.86% unsold.
Secondary Grades	-	37,453 packages (1,879,863.00 kilos) – 32.63% unsold.

MARKETS

Egyptian Packers maintained strong interest with good enquiry from **Pakistan Packers** while **Yemen, other Middle Eastern countries, Kazakhstan, other CIS states** and **UK** lent more support. **Sudan** were active while **Bazaar** and **Afghanistan** showed reduced enquiry. **Russia** were absent with **Iran** quiet. **Local Packers** showed some interest. **Somalia** were more active at the lower end of the market.

LEAF GRADES (M2)

BP1:

Best – Met good but irregular enquiry and varied between firm to USC20 dearer to USC17 below previous levels.

Brighter – Were well competed for at steady to USC24 dearer where sold with some lines neglected.

Mediums – KTDA mediums saw many teas unsold while the remainder were firm at last prices; plantation mediums well absorbed at steady to USC30 dearer.

Lower Mediums – Advanced by up to USC23 but a few lines shed between USC2 and USC16.

Plainer – Saw improved interest and appreciated by up to USC13 with selected teas gaining up to USC46; a few invoices shed up to USC8.

PF1:

Best – Were irregular ranging between firm to USC20 dearer to easier by up to USC15.

Brighter – Lost up to USC7 but selected invoices appreciated by USC8.

Mediums – KTDA mediums were mostly steady at reserve price levels, but a few invoices varied between firm to USC4 dearer to easier by USC4 with many teas remaining unsold.

Plantation mediums were irregular ranging between steady to USC6 above last rates to easier by up to USC4.

Lower Mediums – Varied between firm to USC16 dearer to easier by up to USC12.

Plainer – Were irregular at mainly steady to USC12 dearer with some teas appreciating by up to USC28 to easier by up to USC22 below previous prices.

DUST GRADES (M1)

PDUST:

Best – Were steady to USC11 above previous prices to easier by up to USC6 and a few invoices lost up to USC16.

Brighter – Met irregular interest and varied between firm to USC4 dearer to easier by up to USC3.

Mediums – KTDA mediums ranged between steady to USC6 dearer to easier by a similar margin with plantation mediums firm to USC8 dearer to easier by the same margin.

Lower Medium – Saw irregular activity at steady to USC8 dearer to USC9 below last rates.

Plainer – Were well competed for and advanced by up to USC12 and a few selected lines were dearer by up to USC46 but some lost up to USC7.



TEA NEWS AROUND THE GLOBE



MOMBASA INTERIM MARKET – Continued ;

DUST1:

Best – Were irregular varying between firm to USC11 dearer to easier by up to USC8.

Brighter – Steady to USC13 below previous levels.

Mediums – KTDA mediums were irregular ranging between firm to USC8 dearer to easier by up to USC14; plantation mediums varied between steady to USC10 dearer to easier by up to USC5 and a few lines were discounted by up to USC17.

Lower Medium – Ranged between firm to USC11 dearer to easier by up to USC9.

Plainer – Saw good interest and were mostly USC2 to USC16 above last prices but some teas lost up to USC4.

QUOTATIONS	BROKENS - USC	FANNINGS - USC
Best	269 – 410	267 – 312
Good	255 – 298	263 – 292
Good Medium	255 – 278	261 – 274
Medium (KTDA)	260 – 270	250 – 265
Medium (Plantations)	212 – 264	215 – 261
Lower Medium	128 – 238	162 – 234
Plainer	090 – 194	115 – 210

AUCTION	KENYA 2021 \$	KENYA 2022 \$	TOTAL 2021 \$	TOTAL 2022 \$
21	1.95	2.38	1.89	2.23
22	1.94	2.45	1.87	2.29
23	1.89	2.42	1.82	2.27

SOURCE : AFRICA TEA BROKERS LTD.



TEA NEWS AROUND THE GLOBE



CHITTAGONG MARKET

SALE NO.08 – 20TH JUNE 2022

CTC LEAF: 41,108 packages of Current Season & 180 packages of Old Season Teas on offer met with a good demand which eased towards the close.

BROKENs: All well made Brokenes met with a good demand but rates declined a little following competition. Medium varieties eased further with some withdrawals. Plain types were also easier and prices declined in line with quality with some withdrawals. BLF teas met with fair demand and were about steady with fair withdrawals.

FANNINGS: Best Fannings were in good demand and were initially about steady but declined with the progress of sale. Good mediums followed a similar trend. Plain types met with some interest but were again easier with fair withdrawals. BLF teas met with fair demand and were about steady with fair withdrawals.

CTC DUST: 10,436 packages of Current Season & 20 packages of Old Season teas on offer met good demand. A few good liquoring Dusts met with competition and sold at around last levels. Others were an easier market and sold at a drop of Tk.8/- to Tk.10/-. Their mediums were barely steady to easier closely following quality. Plain and BLF Dusts met with selective enquiry at easier rates and saw fair withdrawals. Blenders lent strong support with fair interest from the Loose tea buyers.

COMMENTS: Buyers were not as active as in last sale particularly the Loose tea section. Owing to less competition in the auctions, prices generally declined especially towards the close.

Dusts were an easier market particularly the CDs.

Our catalogue (Sale 08): Avg: Tk 213.31, Sold 81.9% & (Sale 07) Avg: Tk 217.17, sold 79.1%.

Quotations – This Week – (In Taka)

Brokenes	This Week	Last Week	Fannings	This week	Last Week
Large	NQTA	NQTA	Best	210-220 nom	215-225
Medium	198-205	197-207	Good	200-205	205-210
Small	195-205	198-208	Medium	190-195	192-197
Plain	180-195	180-185	Plain	180-195	180-185
BLF	125-140	130-145	BLF	125-140	130-145

Exchange Rates 20th June, 2022 Sterling Pound: Tk. 111.5554, dollar: Tk. 91.6933

SOURCE : NATIONAL BROKERS LTD





TEA NEWS AROUND THE GLOBE

SILIGURI MARKET

SALE NO.24 – SALE OF 17TH JUNE 2022

1. Market Description :

- Demand - strong for quality and fair for remainder.
- Levels were firm for good teas with remainder being irregular.
- Local, regional packers along with internal buyers were the mainstay with fair support from TCPL & HUL. Exporters continue to be selective.
- Percentage of teas selling below Rs: 100/- increased.

2. TOTAL AUCTION WEIGHTED AVERAGE (₹)

	2022-23			2021-22			UPTO SALE - 24		
	SALE - 24	SALE - 23	+/-	SALE - 24	SALE - 23	+/-	2022-23	2021-22	2020-21
CTC	208.55	203.27	5.28	216.02	223.27	-7.25	200.20	212.64	204.15
DUST	197.44	192.20	5.24	202.35	210.34	-7.98	189.58	198.11	191.03
TOTAL	207.26	202.06	5.20	214.41	221.72	-7.31	199.01	210.97	202.44

SOURCE: PARCON INDIA PVT LTD

GUWAHATI MARKET

SALE NO.24 – SALE OF 17TH JUNE 2022

1. Market Description :

- Strong demand for the second flush seasonal variety and good/fair for the remainder.
- Cleaner & liquoring sorts were fully firm to dearer. Medium teas sold around last levels. Some improved ones were also dearer with better enquiry. Browner & plainer types were irregularly easier and witnessed withdrawals.
- HUL was active while TCPL was selective.
- Western India buyers competed for liquoring varieties with fair support from internal section.
- Select export enquiry on bolder broken.

2. TOTAL AUCTION WEIGHTED AVERAGE (₹)

	2022-23			2021-22			UPTO SALE - 24		
	SALE - 24	SALE - 23	+/-	SALE - 24	SALE - 23	+/-	2022-23	2021-22	2020-21
CTC	222.02	206.59	15.43	237.14	237.73	-0.60	202.33	219.25	219.41
DUST	197.57	182.81	14.76	226.43	224.80	1.63	191.89	209.34	208.19
TOTAL	214.71	199.66	15.05	233.97	233.84	0.13	199.59	216.49	216.09

SOURCE: PARCON INDIA PVT LTD





TEA NEWS AROUND THE GLOBE

KOLKATA CTC / ORTHODOX MARKET

SALE NO.24 – SALE OF 16TH & 18TH JUNE 2022

1. Market Description :

- Demand: strong for liquoring Assams which sold at firm to dearer rates, remainder sold irregularly around last. Dust followed a similar trend. Good Dooars were steady while the common teas struggled and witnessed substantially higher withdrawals.
- Western Indian buyers and HUL were mainstay with support from exporters and other sections of the trade.

	2022-23			2021-22			UPTO SALE - 24		
	SALE - 24	SALE - 23	+/-	SALE - 24	SALE - 23	+/-	2022-23	2021-22	2020-21
CTC	246.71	214.73	31.98	235.78	230.91	4.87	213.48	222.31	215.92
DUST	264.05	213.31	50.75	237.59	219.64	17.95	227.83	216.92	221.58
TOTAL	252.23	214.28	37.95	236.20	227.54	8.66	217.30	220.93	216.98

- Strong demand.
- Market was fully firm to dearer with the improved and select tippy sorts having sold well, and also recording attractive prices in line with quality.
- Exporters to the middle east active with enquiry from the CIS.

2. TOTAL AUCTION WEIGHTED AVERAGE (₹)

	WHOLE LEAF		BROKENS		FANNINGS
TIPPY RANGE	1000-2500		800-1500		NQ
	1ST LINE	2ND LINE	LARGER	SMALLER	LEAFY
BEST	500-650+	490-550+	400-600+	400-480+	NQ
GOOD	430-450	390-410	350-370	350-370	290-330

SOURCE: PARCON INDIA PVT LTD



UPCOMING AUCTION DETAILS

Auction No.	26		25	
Dates	05 th / 06 th July 2022		28 th /29 th June 2022	
	No. of Lots	Qty – kg	No. of Lots	Qty – kg
Ex-Estate	509	559,890	595	672,921
Main Sale Total	9,245	4,515,907	9,763	4,786,910
High & Medium	1,323	650,233	1,493	746,963
Low Grown – Leafy	1,928	806,940	2,104	892,240
Low Grown – Semi Leafy	1,215	516,321	1,223	511,118
Low Grown Tippy	1,638	812,305	1,757	857,982
Premium / Flowery	353	83,588	424	70,287
Off Grades	2,386	1,295,171	2,353	1,310,098
Dust	402	351,349	409	398,222
Grand Total	9,754	5,075,797	10,358	5,459,831
Reprints	687	387,433	641	356,317
Total No. of Lots on Offer	9,754		10,358	
Total Quantity on Offer (kg)	5,075,797		5,459,831	



SCHEDULED CLOSING DATES

Auction No.	Date of Sale	Ex-Estate	Main Sale
27	11 th / 12 th July 2022	23/06/2022	23/06/2022
28	19 th / 20 th July 2022	30/06/2022	30/06/2022
29	26 th / 27 th July 2022	07/07/2022	07/07/2022

PROMPT DATES

Auction No.	Buyers	Sellers
25	05/07/2022	06/07/2022
26	12/07/2022	14/07/2022
27	18/07/2022	19/07/2022



ORDER OF SALE (SALE NO. 25 – 28TH / 29TH JUNE 2022)

Main Sale Order – 1 (Leafy / Semi Leafy / Tippy / Premium / 1A)	Main Sale Order – 2 (H & M / Off Grade / Dust)	Ex-Estate
Ceylon Tea Brokers PLC	Forbes & Walker Tea Brokers (Pvt) Ltd	Mercantile Produce Brokers (Pvt) Ltd
Asia Siyaka Commodities PLC	Bartleet Produce Marketing (Pvt) Ltd	Forbes & Walker Tea Brokers (Pvt) Ltd
Bartleet Produce Marketing (Pvt) Ltd	Lanka Commodity Brokers Ltd	Asia Siyaka Commodities PLC
Mercantile Produce Brokers (Pvt) Ltd	Ceylon Tea Brokers PLC	Lanka Commodity Brokers Ltd
Forbes & Walker Tea Brokers (Pvt) Ltd	Eastern Brokers. Ltd.	Ceylon Tea Brokers PLC
Eastern Brokers. Ltd.	JOHN KEELLS PLC	Bartleet Produce Marketing (Pvt) Ltd
JOHN KEELLS PLC	Asia Siyaka Commodities PLC	JOHN KEELLS PLC
Lanka Commodity Brokers Ltd	Mercantile Produce Brokers (Pvt) Ltd	Eastern Brokers. Ltd.

[DB : HR / SG]



TEA SALE ARRANGEMENTS



COLOMBO TEA TRADERS' ASSOCIATION

C/o. THE CEYLON CHAMBER OF COMMERCE, P.O.Box 274, No. 50, NAVAM MAWATHA, COLOMBO 02.

Telephone: 5588849; Facsimile: 2449352; E-Mail ; hemaratne@chamber.lk

CIRCULAR NO. 23 OF 2022

JUNE 03,2022

TEA SALE ARRANGEMENTS FOR 03RD QUARTER 2022 - JULY / AUGUST / SEPTEMBER

Sale No.	Date of Sale		Catalogue Closing Dates		Prompt Dates		10% Payment	E-Platform Levy Prompt Dates	
			Ex-Estate	Main Sale	Buyers	Sellers		Buyers	Sellers
JULY									
26	Tue/Wed	05 th / 06 th	16/06/2022 4.30 pm		12/07/2022	14/07/2022	08/07/2022	12/07/2022	15/07/2022
27	Mon/Tue	11 th / 12 th	23/06/2022 4.30 pm		18/07/2022	19/07/2022	15/07/2022	18/07/2022	20/07/2022
28	Tue/Wed	19 th / 20 th	30/06/2022 4.30 pm		26/07/2022	27/07/2022	22/07/2022	26/07/2022	28/07/2022
29	Tue/Wed	26 th / 27 th	07/07/2022 4.30 pm		02/08/2022	03/08/2022	29/07/2022	02/08/2022	04/08/2022



TEA SALE ARRANGEMENTS – Continued,

Sale No.	Date of Sale		Catalogue Closing Dates		Prompt Dates		10% Payment	E-Platform Levy Prompt Dates	
			Ex-Estate	Main Sale	Buyers	Sellers		Buyers	Sellers
AUGUST									
30	Tue/Wed	02 nd / 03 rd	14/07/2022 4.30 pm	09/08/2022	10/08/2022	05/08/2022	09/08/2022	12/08/2022	
31	Mon/Tue	08 th / 09 th	21/07/2022 4.30 pm	15/08/2022	16/08/2022	12/08/2022	15/08/2022	17/08/2022	
32	Tue/Wed	16 th / 17 th	28/07/2022 4.30 pm	23/08/2022	24/08/2022	19/08/2022	23/08/2022	25/08/2022	
33	Tue/Wed	23 rd / 24 th	04/08/2022 4.30 pm	30/08/2022	31/08/2022	26/08/2022	30/08/2022	01/09/2022	
34	Tue/Wed	30 th / 31 st	12/08/2022 4.30 pm	06/09/2022	07/09/2022	02/09/2022	06/09/2022	08/09/2022	
SEPTEMBER									
35	Tue/Wed	06 th / 07 th	18/08/2022 4.30 pm	13/09/2022	14/09/2022	09/09/2022	13/09/2022	15/09/2022	
36	Tue/Wed	13 th / 14 th	25/08/2022 4.30 pm	20/09/2022	21/09/2022	16/09/2022	20/09/2022	22/09/2022	
37	Tue/Wed	20 th / 21 st	01/09/2022 4.30 pm	27/09/2022	28/09/2022	23/09/2022	27/09/2022	29/09/2022	
38	Tue/Wed	27 th / 28 th	08/09/2022 4.30 pm	04/10/2022	05/10/2022	30/09/2022	04/10/2022	06/10/2022	





TEA SALE ARRANGEMENTS – Continued,

HOLIDAYS FOR THIRD QUARTER - 2022		
JULY		
10 th	Sunday	Id Ul-Alha Ramazan Festival Day
13 th	Wednesday	Esala Full Moon Poya Day
AUGUST		
11 th	Thursday	Nikini Full Moon Poya Day
SEPTEMBER		
09 th	Friday	Binara Full Moon Poya Day

The Secretariat
The Colombo Tea Traders' Association





“

Great minds discuss ideas; average minds discuss events;
small minds discuss people.

— *Eleanor Roosevelt*

”