



TEA MARKET REPORT

JOHN KEELLS PLC

SALE NO.25 – 27TH / 28TH JUNE 2023

ORDER OF SALE (SALE NO. 25 – 27TH / 28TH JUNE 2023)

Main Sale Order – 1 (Leafy / Semi Leafy / Tippy / Premium / 1A)	Main Sale Order – 2 (H & M / Off Grade / Dust)	Ex-Estate
BARTLEET PRODUCE MARKETING (PVT) LTD	FORBES & WALKER TEA BROKERS (PVT) LTD	CEYLON TEA BROKERS PLC
JOHN KEELLS PLC	BARTLEET PRODUCE MARKETING (PVT) LTD	JOHN KEELLS PLC
LANKA COMMODITY BROKERS LTD	LANKA COMMODITY BROKERS LTD	LANKA COMMODITY BROKERS LTD
ASIA SIYAKA COMMODITIES PLC.	CEYLON TEA BROKERS PLC	BARTLEET PRODUCE MARKETING (PVT) LTD
MERCANTILE PRODUCE BROKERS (PVT) LTD	EASTERN BROKERS. LTD.	MERCANTILE PRODUCE BROKERS (PVT) LTD
EASTERN BROKERS. LTD.	JOHN KEELLS PLC	ASIA SIYAKA COMMODITIES PLC.
FORBES & WALKER TEA BROKERS (PVT) LTD	ASIA SIYAKA COMMODITIES PLC.	FORBES & WALKER TEA BROKERS (PVT) LTD
CEYLON TEA BROKERS PLC	MERCANTILE PRODUCE BROKERS (PVT) LTD	EASTERN BROKERS. LTD.



AUCTION DETAILS

Auction No.	25	
Dates	27 th / 28 th June 2023	
	No. of Lots	Qty – kg
Ex Estate	881	1,017,383
Main Sale Total	9,572	4,751,347
High & Medium	1,506	703,147
Low Grown - Leafy	1,990	824,128
Low Grown - Semi Leafy	1,418	609,832
Low Grown Tippy	1,545	748,121
Premium / Flowery	333	58,995
Off Grades	2,153	1,157,758
Dust	627	649,366
Grand Total	10,453	5,768,730
Reprints	861	487,839
Total No. of Lots Offered	10,453	
Total Quantity Offered (kg)	5,768,730	

PROMPT DATES

Auction No.	Buyers	Sellers
25	04/07/2023	05/07/2023



COMMENTS



Sri Lanka Tea Exports for the month of May 2023 was recorded at 20.5Mkg which is an increase of 4.2% when compared with the same period of the previous year. The average unit FOB value per kg. was Rs.50.44 above the average unit value per kg of May 2022. The cumulative Export quantity for the year recorded a negative variance of 10.9Mkg against the corresponding period. The cumulative average FOB value recorded an increase of Rs.739.75 against last year's average FOB price. As a result, the value of Tea Exports for the period (January- May) in 2023 recorded a positive variance of Rs.54 billion over the previous year. Turkey emerged as the leading importer of Sri Lanka Tea and the other major importers were Iraq, Russia, U.A.E & China.

The 01Mkg of Ex-Estate teas on offer met with lower demand with a large volume remaining unsold due to lack of suitable bids. Select Best Western High Grown BOPs declined substantially the below best and plainer varieties too were easier. Select Best Western High Grown BOPFs declined sharply, the below best and plainer sorts eased, however to a lesser extent. Nuwara Eliya BOP/BOPFs mostly remained unsold. Uda Pussellawa BOPs declined. The well-made BOPFs declined substantially, whilst the others eased from last levels. Uva BOP/BOPFs too declined. Low grown CTC BP1s were firm, the High and Medium sorts were irregularly easier. Low Grown CTC PF1s were firm, the High and Medium types were irregularly easier, with a number of invoices remaining unsold.

The 2.2Mkg of Low Grown teas on offer met with fair demand. In the Leafy segment, OP/OPA's were firm. OP1s too met with good demand. BOP1s were firm on last. Well-made PEKs were lower to last, PEK1s were firm. In the Small Leaf segment, FBOPs were firm to dearer. Well-made FF1s were firm, others met with improved interest. FF varieties were firm. BOPF.SP, BOPF, BOP.SP and BOP grades met with fair interest. Premium flowery teas were firm.

Turkey, Russia and the C.I.S countries lent fair support. Iran continued to be selective. Libya and Iraq were active.





MARKET DESCRIPTION

Western Teas

Select best BOPs declined by Rs.80/- to Rs.100/-, the below best and plainer sorts too were lower by Rs.50/- to Rs.100/-. Select best BOPFs barely maintained last levels and declined by Rs. 80/- to Rs.100/- and more, the below best and plainer varieties too eased by Rs.50/- to Rs.100/- on average. Medium BOPs were barely steady. The BOPFs too declined by Rs.50/- to Rs.70/-.

Nuwara Eliya Teas

BOPs were easier by Rs.50/-. The BOPFs mostly remained unsold.

Uva Teas

BOPs declined by Rs.50/- to Rs.70/-. The BOPFs too followed a similar trend. Uda Pussellawa BOPs were easier by Rs.100/- and more, the below best sorts too declined by Rs.40/- to Rs.50/-. The BOPFs too declined by Rs.100/- and more whilst the below best sorts eased by Rs.50/- to Rs.60/-.

CTC Teas

Low Grown CTC BP1s were easier, the High and Medium sorts too were irregularly lower by Rs.50/- to Rs.100/-. Low Grown CTC PF1s were firm on last levels, the High and Medium sorts declined by Rs.50/- to Rs.70/- with some invoices remaining unsold.

QUOTATIONS

	BOP – RS.	BOPF – RS.
Good Westerns	900 – 1000	890 – 1100
Average Westerns	760 – 890	780 – 880
Plainer Westerns	680 – 750	700 – 770
Western Mediums	720 – 1000	650 – 860
Uva Teas	640 – 880	740 – 890
Nuwara Eliya Teas	870 – 920	NQ
Uda Pussellawa Teas	640 – 740	640 – 830
CTC (BP1 and PF1)	680 – 870	650 – 1260





MARKET DESCRIPTION

Low Grown

Wiry OP1s met with fair demand, bolder types were irregular, secondary stalky invoices gained from last week's closing levels. Better twisted OPs maintained last week's closing levels with better demand witnessed throughout the sale, secondaries were firm to dearer. Well-made OPAs were firm, others were irregular. In the Semi Leafy segment, BOP1s met with good demand. Select best Pekoe invoices along with the well-made bold Pekoes tended lower, others were firm to occasionally dearer. Shotty Pekoe1s gained following quality, others too met with good demand.

Select best and best BOPs were dearer by Rs.20/- to Rs. 30/-, below best and secondary types too were dearer by Rs.30/- to Rs.40/- and more following quality. BOP.SP.s and BOPF.SP.s met with improved demand. BOPFs followed a similar trend. Well-made select best and best FBOPF1s were firm on last week's closing levels, below best types were dearer by Rs.20/- to Rs.30/- and more following quality, secondary types were dearer by Rs.20/- to Rs.30/-. Well-made FBOPs in the select best category were firm, best and below best types were dearer by Rs.30/- to Rs.40/-, secondary types were dearer by Rs.20/- to Rs.30/-. FBOPF varieties met with lower demand. All Premium Flowery teas were firm.

Off Grades

Select best and best Fgs1s declined by Rs.30/- to Rs.50/- and more at times as the sale progressed, below best and poorer sorts maintained on last levels. Select best and best BMs were firm, below best and poorer types were easier by Rs.10/- to Rs.20/-. Select best and best BPs appreciated by Rs.20/- to Rs.40/- and more at times, below best and poorer types showed an irregular demand. Select best and best BOP1As were dearer by Rs.40/- to Rs.60/-, below best types were firm to dearer by Rs.20/- to Rs.40/-, whilst poorer sorts maintained on last levels.

Dust

Select best Dust1s were firm, best types declined by Rs.20/- to Rs.40/-, below best types declined by Rs.40/- to Rs.60/-, poorer sorts were firm. High and Medium CTCs were easier by Rs.10/- to Rs.20/-. Low Grown CTCs were firm. Low Grown Dust / Dust1s were firm to dearer by Rs.10/-.



QUOTATIONS

	Select Best	Best	Below Best	Others
LIQUORING				
DUST-1	900.00 - 1420.00	800.00 - 890.00	750.00 - 790.00	650.00 - 740.00
OFF GRADES				
FGS1	780.00 - 840.00	740.00 - 770.00	690.00 - 730.00	600.00 - 680.00
FGS	720.00 - 840.00	640.00 - 710.00	610.00 - 630.00	570.00 - 600.00
LOW GROWNS				
FBOPF / FFSP / FFEXSP	1800.00 - 3000.00	1400.00 - 1750.00	1200.00 - 1350.00	1000.00 - 1150.00
BOP	1500.00 - 1950.00	1300.00 - 1450.00	1000.00 - 1200.00	800.00 - 980.00
BOPSP	1200.00 - 1550.00	1000.00 - 1150.00	880.00 - 980.00	750.00 - 850.00
BOPF	1100.00 - 1750.00	900.00 - 1050.00	820.00 - 880.00	700.00 - 800.00
FBOPF1	1200.00 - 1500.00	1080.00 - 1180.00	900.00 - 1060.00	800.00 - 890.00
FBOP	1600.00 - 2350.00	1300.00 - 1550.00	1000.00 - 1250.00	800.00 - 950.00
BOP1	1750.00 - 2900.00	1650.00 - 1750.00	1150.00 - 1500.00	1000.00 - 1100.00
OP1	2650.00 - 3400.00	1700.00 - 2350.00	1350.00 - 1500.00	1000.00 - 1100.00
OP	1300.00 - 1850.00	1200.00 - 1300.00	980.00 - 1100.00	800.00 - 950.00
OPA	1200.00 - 2050.00	1050.00 - 1150.00	950.00 - 1000.00	800.00 - 900.00
PEKOE	1700.00 - 2400.00	1350.00 - 1600.00	1000.00 - 1250.00	800.00 - 950.00
PEKOE1	1700.00 - 2450.00	1350.00 - 1650.00	1150.00 - 1250.00	800.00 - 1000.00
DUST / DUST1	1000.00 - 1160.00	900.00 - 990.00	800.00 - 890.00	650.00 - 790.00



EXCHANGE RATES

The average rates currencies quoted on 28th June 2023 at 9.30 a.m. by Commercial Banks in Colombo for Telegraphic Transfers (TT).

Currency	Buy Rate	Sell Rate
USD	301.15	316.67
EURO	328.78	347.52
GBP	383.01	403.32



- **Top Prices**
- **Colombo Auction Averages**
- **All Brokers Private Sale Figures**



TOP PRICES (SALE NO. 25 – 27TH / 28TH JUNE 2023)



WESTERN HIGH

BOP		Alton	1000.00
BOPSP		Glentilt	820.00
BOPF/BOPFSP		Wattegodde	1100.00
FBOP/FBOP1		Queensberry	1200.00
FBOPF/FBOPF1	*	St Andrews	980.00
BOP1	*	Bogahawatte	1080.00
OP/OPA		Weddemulla	1080.00
OP1	*	Venture	1020.00
PEKOE/PEKOE1		Wattegodde	1380.00
		Bogahawatte	1380.00

WESTERN MEDIUM

BOP	*	Kenilworth	1000.00
		Harangalla	1000.00
BOPSP	*	Peniland	1000.00
BOPF/BOPFSP		Vellai Oya	860.00
FBOP/FBOP1		Craighead	2550.00
FBOPF/FBOPF1		Harangalla	1200.00
BOP1	*	Nayapane	1850.00
OP/OPA		Dartry Valley	1420.00
OP1		Harangalla	1600.00
PEKOE/PEKOE1		Craighead	2000.00

UDA PUSSELLAWA

BOP	*	Mooloya	740.00
BOPSP		Gampaha	870.00
BOPF/BOPFSP		Kirklees	830.00
FBOP/FBOP1		Delmar	1180.00
FBOPF/FBOPF1		Alma	1100.00
BOP1		Delmar	1380.00
OP/OPA		Alma	1100.00
OP1		Alma	1400.00
PEKOE/PEKOE1		Alma	1650.00

UVA HIGH

BOP		Bandaraeliya	880.00
BOPSP		Ranaya	1000.00
BOPF/BOPFSP	*	Nayabedde	850.00
		Bandaraeliya	850.00
FBOP/FBOP1	*	Aislaby	1320.00
FBOPF/FBOPF1	*	Aislaby	1060.00
BOP1	*	Glenanore	1950.00
OP/OPA		Mount Uva	1160.00
OP1		Glenanore	1400.00
		Gonamotawa	1400.00
PEKOE/PEKOE1		Ranaya	1650.00

UVA MEDIUM

BOP	*	Demodera 'S'	1140.00
BOPSP		High Spring	1220.00
BOPF/BOPFSP	*	Halpewatte Uva	1170.00
FBOP/FBOP1		Telbedde	1550.00
FBOPF/FBOPF1	*	Halpewatte Uva	1140.00
BOP1		Demodera 'S'	2150.00
	*	Halpewatte Uva	2100.00
OP/OPA		Aruna Passara	1200.00
OP1		Aruna Passara	1480.00
		Tiniya	1480.00
PEKOE/PEKOE1		Sarnia Plaiderie	1750.00

CTC HIGH

PF1	*	Ulugedara CTC	900.00
BP1		-	
BPS		Dunsinane CTC	780.00
OF		-	

CTC MEDIUM

PF1		New Peacock CTC	820.00
BP1	*	Donside CTC	770.00
BPS		-	
OF		-	

NUWARA ELIYA

BOP		Mahagastotte	920.00
BOPSP	*	Kenmare	740.00
BOPF/BOPFSP		-	
FBOP/FBOP1		Court Lodge	1200.00
OP/OPA	**	Kenmare	890.00
PEKOE/PEKOE1		Court Lodge	1060.00

CTC LOW

PF1	*	Hingalgoda CTC	1260.00
BP1		Ceciliyan CTC	870.00
BPS	*	Suduwelipothahena CTC	700.00
OF	*	Peakwatta CTC	710.00



TOP PRICES (SALE NO. 25 – 27TH / 28TH JUNE 2023)



LOW			
BOP		Hidellana	1950.00
BOPSP	*	Arbour Valley	1550.00
BOPF		Pothotuwa	1750.00
BOPFSP		Mahaliyadda	1360.00
FBOP		Makandura	2350.00
		Sithaka	2350.00
FBOP1		Ceyenta	1600.00
		Galatara	1600.00
FBOPF		Sithaka	1500.00
FBOPF1		Pothotuwa	1500.00
BOP1		Lumbini	2900.00
		Pothotuwa	2900.00
OP1		Pothotuwa	3400.00
OP		Green Lanka	1850.00
OPA		Lumbini	2050.00
PEKOE		Lumbini	2400.00
PEKOE1		New Batuwangala	2450.00

**** MORE THAN ONE TOP PRICE OBTAINED**
*** TEAS SOLD BY JOHN KEELLS PLC**
+ ALL TIME RECORD PRICE
++ ALL TIME RECORD PRICE EQUALED

PREMIUM			
FBOPFSP		Sisiramba Super	2050.00
FBOPFEXSP		New Falcon Lanka	3000.00
FBOPFEXSP1		Brombil	2400.00

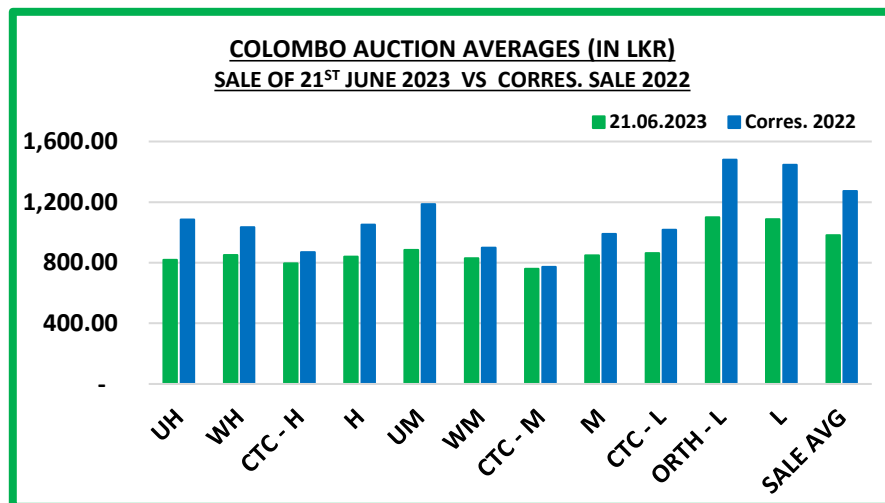
DUST			
DUST1	*	Mattakelle	1420.00
P.DUST	*	Hingalgoda CTC	1100.00

OFF GRADES			
FNGS/FNGS1		Wattegodde	840.00
		Chandrika Estate	840.00
		Aldora	840.00
	*	Forest Creek	820.00
PFNGS	*	Hingalgoda CTC	1140.00
BM		Kurunduwatta	1140.00
BP		Hidellana	1160.00
BOP1A		Chandrika Estate	1360.00

ERRATUM			
Sale No. 24 – 20 th / 21 st June 2023			
Low Grown			
OPA		Liyonta	2000.00
PEKOE		New Mahendra	2350.00
PEKOE1		Golden Garden	2450.00
		Rajjuruwatte Super	2450.00

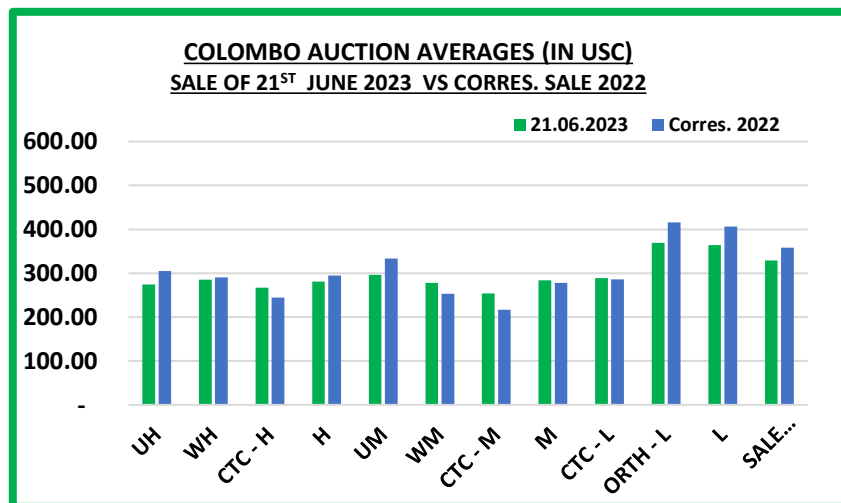


COLOMBO AUCTION AVERAGES



	Sale of 14/06/2023 In LKR	Sale of 21/06/2023 In LKR	Corres. 2022 In LKR
Uva High Grown	814.12	818.37	1085.50
Western High Grown	878.56	851.68	1033.79
CTC High Grown	799.30	796.87	869.40
Summary of High Grown	858.05	840.06	1050.77
Uva Medium Grown	853.42	884.95	1185.69
Western Medium Grown	823.13	829.85	899.46
CTC Medium Grown	771.80	759.49	773.60
Summary of Medium Grown	832.98	848.44	990.81
CTC Low Grown	864.79	863.62	1017.71
Orthodox Low Grown	1067.39	1100.12	1479.11
Summary of Low Grown	1056.17	1087.92	1446.69
TOTAL SALE AVERAGE	965.25	982.79	1273.63

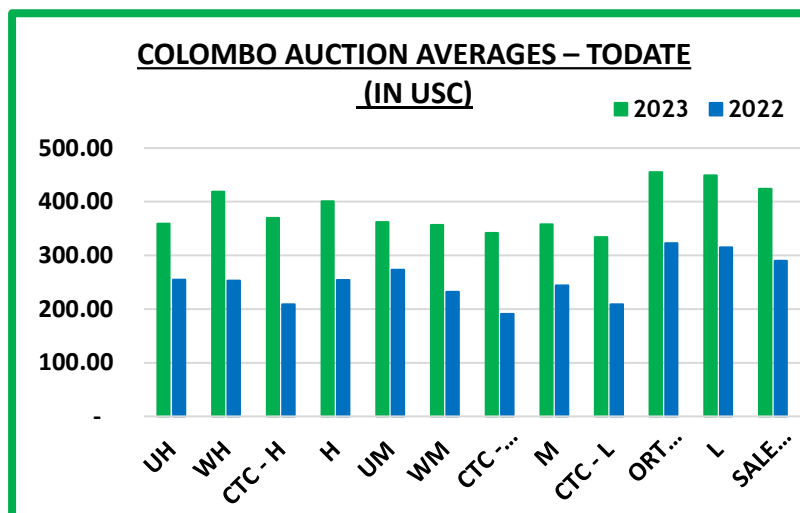
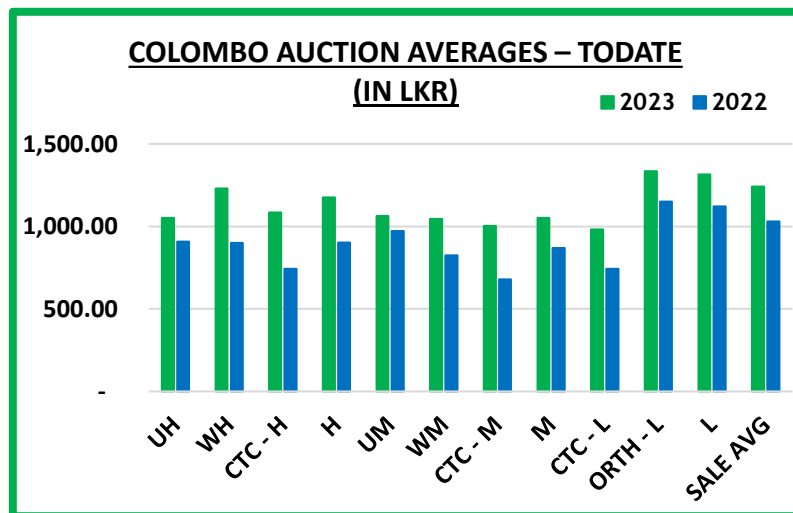
COLOMBO AUCTION AVERAGES



	Sale of 14/06/2023 In USC	Sale of 21/06/2023 In USC	Corres. 2022 In USC
Uva High Grown	261	274	305
Western High Grown	282	285	290
CTC High Grown	257	267	244
Summary of High Grown	275	281	295
Uva Medium Grown	274	296	333
Western Medium Grown	264	278	253
CTC Medium Grown	248	254	217
Summary of Medium Grown	267	284	278
CTC Low Grown	278	289	286
Orthodox Low Grown	343	369	416
Summary of Low Grown	339	364	406
TOTAL SALE AVERAGE	310	329	358



COLOMBO AUCTION AVERAGES



January to Date (Sale No.24)	2023 LKR	2022 LKR	2023 USC	2022 USC
Uva High Grown	1052.27	907.39	359	255
Western High Grown	1229.26	901.30	419	253
CTC High Grown	1085.08	742.90	370	209
Summary of High Grown	1176.21	903.20	401	254
Uva Medium Grown	1062.81	972.20	362	273
Western Medium Grown	1046.12	823.91	357	232
CTC Medium Grown	1002.67	679.76	342	191
Summary of Medium Grown	1051.42	869.91	358	244
CTC Low Grown	981.11	742.58	334	209
Orthodox Low Grown	1335.25	1149.72	455	323
Summary of Low Grown	1315.64	1121.35	449	315
TOTAL SALE AVERAGE	1242.55	1031.19	424	290



COLOMBO AUCTION AVERAGES

FROM 01 ST TO 21 ST JUNE 2023	LKR
Uva High Grown	827.36
Western High Grown	866.27
Summary of High Grown	853.29
Uva Medium Grown	867.46
Western Medium Grown	830.21
Summary of Medium Grown	842.58
Summary of Low Grown	1056.92
TOTAL SALE AVERAGE	968.19



ALL BROKERS PRIVATE SALE FIGURES (FOR THE PERIOD – 19TH TO 24TH JUNE 2023)

	WEEKLY	TODATE
High & Medium	15,838.50	1,061,751.99
Low	11,102.00	264,701.55
Green Tea	24,954.00	827,879.75
Organic Tea	20,597.00	300,498.36
BMF	29,425.00	1,202,768.00
Direct Sales	-	-
Forward Contract	71,700.00	1,491,368.00





- **Crop and Weather**
- **Crop Figures**
- **Export Figures**
- **Tea News**
- **Circular**
- **Notice**
- **Holiday Notice**

CROP AND WEATHER - FOR THE PERIOD OF – 19TH TO 25TH JUNE 2023



Western

Rainy conditions were reported at the beginning of the week in Dickoya and Bogowanthalawa whilst, sunny weather conditions prevailed thereafter. Rainfall was experienced throughout the week in Agarapatana.



Nuwara Eliya

Bright weather with occasional showers were recorded throughout the week in Nuwara Eliya and Kandapola districts.



Uva

Dry weather conditions were experienced in the Haputale district whilst, bright weather with occasional showers were recorded in Lunugala and Badulla district.



Low Grown

Bright weather conditions were reported at the beginning of the week in the Deniyaya district whilst, rainy weather conditions prevailed thereafter. Rainfall was experienced throughout the week in Rathnapura and Galle districts.



Crop

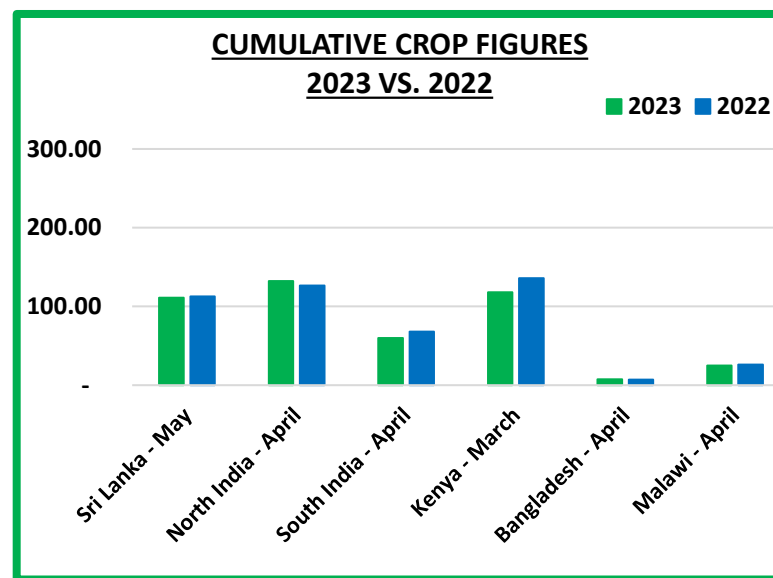
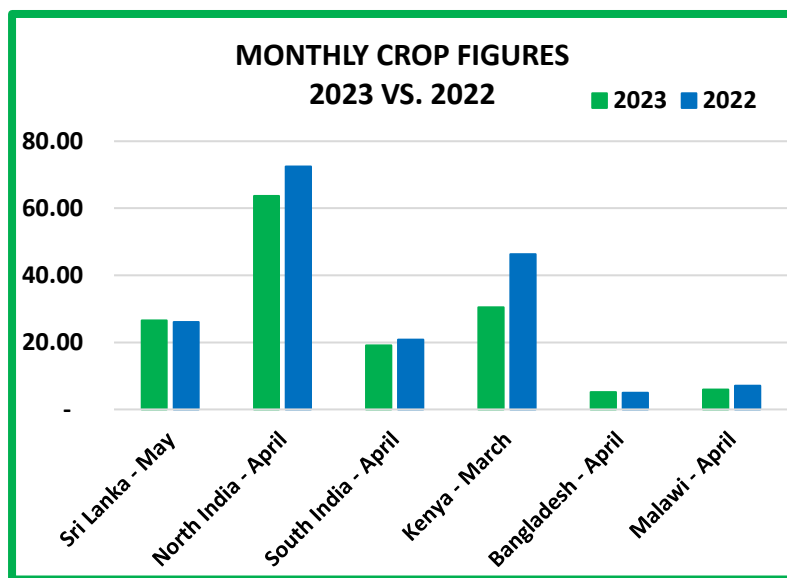
Crop intakes are low.



CROP FIGURES OF MAJOR PRODUCING & EXPORTING COUNTRIES

Country	Month	2023	2022	Cumulative + Inc. / Dec.	Cumulative	2023	2022	Cumulative + Inc. / Dec.
Sri Lanka	May	26.52	26.03	+ 0.49	Upto May	111.08	112.56	- 1.48
North India	April	63.71(E)	72.45	- 8.74	Upto April	132.13(E)	126.50	+ 5.63
South India	April	19.06(E)	20.80	- 1.74	Upto April	59.85(E)	67.93	- 8.08
Kenya	March	30.48	46.32	- 15.84	Upto March	118.13	135.83	- 17.70
Bangladesh	April	5.13	4.93	+ 0.20	Upto April	7.60	7.05	+ 0.55
Malawi	April	5.90	7.07	- 1.17	Upto April	24.99	25.97	- 0.98

(E) - Estimated



SRI LANKA TEA EXPORTS



DESCRIPTION	QTY (KG)	VALUE (RS)	APPROX.AV.UNIT FOB VALUE PER KG.RS/CTS
MAY 2023			
Instant Tea	374,998.72	1,197,650,800.00	3,193.75
Tea in Packets	8,992,516.35	14,684,639,782.00	1,632.98
Green Tea	570,214.95	1,754,407,306.00	3,076.75
Tea in Bags	1,873,853.83	5,290,728,360.00	2,823.45
Tea in Bulk	8,740,807.32	13,153,927,295.00	1,504.89
Total	20,552,391.17	36,081,353,543.00	1,755.58
MAY 2022			
Instant Tea	256,249.49	693,597,647.00	2,706.73
Tea in Packets	9,455,248.68	14,752,348,040.00	1,560.23
Green Tea	280,816.53	1,132,685,072.00	4,033.54
Tea in Bags	1,824,445.16	5,021,704,720.00	2,752.46
Tea in Bulk	7,905,128.94	12,028,239,647.00	1,521.57
Total	19,721,888.80	33,628,575,126.00	1,705.14
JANUARY / MAY 2023			
Instant Tea	1,264,693.57	4,525,348,683.00	3,578.22
Tea in Packets	39,450,386.59	72,937,345,441.00	1,848.84
Green Tea	1,937,773.36	7,470,380,429.00	3,855.14
Tea in Bags	9,327,152.64	27,989,040,350.00	3,000.81
Tea in Bulk	38,823,775.34	63,401,244,385.00	1,633.05
Total	90,803,781.50	176,323,359,288.00	1,941.81
JANUARY / MAY 2022			
Instant Tea	1,046,824.44	2,150,947,016.00	2,054.74
Tea in Packets	46,591,425.35	51,648,761,093.00	1,108.55
Green Tea	1,610,013.20	4,557,382,488.00	2,830.65
Tea in Bags	9,004,679.10	18,380,146,422.00	2,041.18
Tea in Bulk	43,465,918.92	45,534,500,361.00	1,047.59
Total	101,718,861.01	122,271,737,380.00	1,202.06





MAJOR IMPORTERS OF SRI LANKA TEA

JANUARY / MAY 2023

COUNTRY	BULK TEA	PACKETED TEA	TEA BAG	INSTANT TEA	GREEN TEA	TOTAL 2023	TOTAL 2022
TURKEY	2,012,405.00	8,695,994.35	147,014.65	-	22,009.21	10,877,423.21	5,901,821.84
IRAQ	1,294,847.50	9,022,946.74	105,578.68	-	4,604.16	10,427,977.08	19,376,683.43
RUSSIA	7,977,981.00	1,413,551.97	533,366.46	2,284.50	252,556.10	10,179,740.03	8,467,675.38
U.A.E.	4,285,371.16	1,636,133.54	92,324.49	1,070.35	172,722.46	6,187,622.00	8,814,445.49
CHINA	3,977,914.99	545,072.28	158,562.99	14,448.30	45,374.90	4,741,373.46	4,813,110.95
LIBYA	-	3,612,143.00	8,449.68	-	272,522.68	3,893,115.36	4,373,180.04
AZERBAIJAIN	3,313,536.00	140,723.35	1,812.35	-	4,645.00	3,460,716.70	5,236,740.88
SAUDI ARABIA	526,720.00	1,186,393.92	969,319.61	13,189.46	127,401.44	2,823,024.43	2,827,532.30
GERMENY	1,871,760.00	700,515.17	65,153.07	32,100.00	28,033.63	2,697,561.87	3,334,275.42
SYRIA	327,374.00	1,879,822.30	356,501.58	-	-	2,563,697.88	2,382,250.24



TEA NEWS AROUND THE GLOBE



CHITTAGONG MARKET

SALE NO.10 – 26TH JUNE 2023

CTC LEAF: 37,390 packages of Current Season teas on offer met with quite a strong demand.

BROKENs: All well made good liquoring Brokenes were a strong market and prices appreciated following competition. Good and Mediums were also in better demand and sold well in line with quality. Plain varieties met with fair interest and were about steady. BLF teas elicited slightly better demand but were easier with quite heavy withdrawals.

FANNINGS: Good Fannings were in stronger demand and were mostly dearer with quality. Medium varieties also sold well and prices tended dearer. Plain types met with a fairly good demand at around steady rates. BLF teas elicited slightly better demand but were easier with quite heavy withdrawals.

CTC DUST: 10,563 packages of Current Season teas on offer met with good demand. Good liquoring Dusts sold well at around last levels. Mediums were fully firm on last. Plain and BLF Dusts met with less demand and saw fair withdrawals. Blenders lent strong support with fair interest from the Loose tea buyers.

COMMENTS: There was a much improved demand in this week's sale especially from the Blenders. Bright liquoring teas were in greater demand and sold well at dearer rates. Loose tea buyers were selective. However, more tea was sold at mostly higher rates. Dusts sold well.

Our catalogue: (Sale 10) Avg: Tk 218.29, Sold 83.4 %, (Sale 09) Avg: Tk 218.06, Sold 89.6 %.

Quotations – This Week – (In Taka)

Brokenes	This Week	Last Week	Fannings	This week	Last Week	Dust	This week	Last Week
Best	235-250	230-245 nom	Best	230-245	230-240 nom	PD	196-235	170-241
Good	215-230	212-220	Good	215-225	210-218	RD	150-324	160-264
Medium	205-212	197-207	Medium	205-210	195-205	D	185-350	196-277
Plain	175-190	165-180	Plain	175-190	165-180	CD	210-400	215-285
BLF	125-140	125-140	BLF	125-140	125-140	BLF	100-170	155

Exchange Rates 26th June 2023 Sterling Pound: Tk. 136.2538, dollar: Tk. 107.0000

SOURCE : NATIONAL BROKERS LTD



SILIGURI MARKET

SALE NO. 25 – SALE OF 24TH JUNE 2023

1. MARKET DESCRIPTION :

- DEMAND - GOOD.
- LIQUORING SORTS WERE FIRM AND WELL COMPETED FOR, OFTEN AT DEARER RATES. REMAINDER WERE IRREGULAR AROUND LAST.
- ALL SECTIONS OPERATED.
- FANNINGS CONTINUE TO DOMINATE IN AVERAGES OVER BROKENS AND DUST.

2. TOTAL AUCTION WEIGHTED AVERAGE (₹)

	2023-24			2022-23			UPTO SALE - 25		
	SALE - 25	SALE - 24	+/-	SALE - 25	SALE - 24	+/-	2023-24	2022-23	2021-22
CTC	187.16	181.36	5.80	205.64	208.55	-2.91	183.21	200.94	211.71
DUST	181.26	178.94	2.31	188.97	197.44	-8.48	178.39	189.49	197.90
TOTAL	186.44	181.07	5.37	203.73	207.26	-3.53	182.69	199.66	210.11

SOURCE: PARCON INDIA PVT LTD

GUWAHATI MARKET

SALE NO. 25 – SALE OF 23RD JUNE 2023

1. MARKET DESCRIPTION :

- GOOD DEMAND FOR QUALITY SORTS AND FAIR FOR REMAINDER.
- LEVELS WERE FIRM TO OCCASIONALLY DEARER FOR BEST/GOOD/IMPROVED VARIETIES WITH REMAINDER BARELY AROUND LAST LEVELS. DUST MARKET WITNESSED A SIMILAR TREND.
- WESTERN INDIA BUYER ACTIVE ON LIQUORING TEAS.
- INTERNAL BUYERS MAINSTAY WITH FAIR SUPPORT FROM TCPL & HUL.
- EXPORTERS OPERATED ON BOLDER BROKENS WITH SOME ENQUIRY ON LIQUORING BROKENS.
- PERCENTAGE OF TEAS SELLING BETWEEN 260-300/- INCREASED.

2. TOTAL AUCTION WEIGHTED AVERAGE (₹)

	2023-24			2022-23			UPTO SALE - 25		
	SALE - 25	SALE - 24	+/-	SALE - 25	SALE - 24	+/-	2023-24	2022-23	2021-22
CTC	216.17	219.39	-3.22	215.21	222.02	-6.81	208.58	204.23	220.99
DUST	205.49	213.02	-7.53	211.25	197.57	13.68	199.90	194.74	211.32
TOTAL	213.09	217.67	-4.58	214.17	214.71	-0.54	206.15	201.74	218.25

SOURCE: PARCON INDIA PVT LTD





TEA NEWS AROUND THE GLOBE

KOLKATA ORTHODOX / CTC MARKET

SALE NO. 25 – SALE OF 23RD JUNE 2023

1. Market Description :

- GOOD DEMAND.
- CLEAN, WELL-MADE SORTS WERE READILY ABSORBED AT FIRM RATES.
- THE FEW TIPPY INVOICES ALONG WITH IMPROVED FIRST LINE WHOLE LEAF AND THE LIQUORING FANNINGS APPRECIATED WITH COMPETITION.
- REMAINDER WERE IRREGULAR AROUND LAST AND AT TIMES LOWER, PARTICULARLY THE BROWNER, STALKIER SORTS AND SOME BOLDER WHOLE LEAF.
- IMPROVED PARTICIPATION WAS SEEN ON FBOP WHILST BPS AND SECONDARIES SAW SOME WITHDRAWALS, MORE SO WITH THE PROGRESS OF THE SALE.

	WHOLE LEAF		BROKENS		FANNINGS
	1ST LINE	2ND LINE	LARGER	SMALLER	LEAFY
TIPPY	600-4000(N)	400-660(N)	400-850(N)	350-500(N)	NQ
BEST	380-500+	280-300+(N)	290-330	260-300+	190-220+
GOOD	290-350	250-270	250-280	220-250+	150-180+
MEDIUM	230-270	210-240	220-240	180-220	120-140

1. Market description :

- DEMAND: GOOD FOR LIQUORING TEAS, FAIR FOR REMAINDER.
- SELECT BEST ASSAMS SOLD AT FIRM RATES, REMAINDER WERE BARELY STEADY AND AT TIMES TENDED LOWER.
- GOOD DOOARS SOLD AROUND LAST, PLAINER SORTS EASED AND WITNESSED WITHDRAWALS.
- WI ACTIVE WITH SUPPORT FROM MAJOR BLENDERS, EXPORTERS AND INTERNAL TRADE.

2. TOTAL AUCTION WEIGHTED AVERAGE (₹)

	2023-24			2022-23			UPTO SALE - 25		
	SALE - 25	SALE - 24	+/-	SALE - 25	SALE - 24	+/-	2023-24	2022-23	2021-22
CTC	236.90	235.63	1.27	253.40	246.71	6.69	209.80	219.58	223.52
DUST	246.94	253.11	-6.16	277.70	264.05	13.64	228.95	236.56	219.78
TOTAL	239.97	239.84	0.14	260.00	252.23	7.77	214.52	224.07	222.56

SOURCE: PARCON INDIA PVT LTD



UPCOMING AUCTION DETAILS

Auction No.	27		26	
Dates	11 th / 12 th July 2023		04 th / 05 th July 2023	
	No. of Lots	Qty – kg	No. of Lots	Qty – kg
Ex-Estate	828	945,822	855	995,296
Main Sale Total	10,501	5,261,076	10,628	5,344,307
High & Medium	1,611	774,845	1,597	758,741
Low Grown – Leafy	2,280	982,924	2,247	969,986
Low Grown – Semi Leafy	1,495	653,305	1,675	756,798
Low Grown Tippy	1,709	818,155	1,697	834,249
Premium / Flowery	283	46,690	263	46,550
Off Grades	2,523	1,388,753	2,536	1,366,442
Dust	600	596,404	613	611,541
Grand Total	11,329	6,206,898	11,483	6,339,603
Reprints	723	391,315	761	399,352
Total No. of Lots on Offer	11,329		11,483	
Total Quantity on Offer (kg)	6,206,898		6,339,603	



SCHEDULED CLOSING DATES

Auction No.	Date of Sale	Ex-Estate	Main Sale
28	18 th / 19 th July 2023	29/06/2023	29/06/2023
29	25 th / 26 th July 2023	06/07/2023	06/07/2023
30	31 ST July / 02 ND August 2023	13/07/2023	13/07/2023

PROMPT DATES

Auction No.	Buyers	Sellers
26	11/07/2023	12/07/2023
27	18/07/2023	19/07/2023
28	25/07/2023	26/07/2023



ORDER OF SALE (SALE NO. 26 – 04TH / 05TH JULY 2023)

Main Sale Order – 1 (Leafy / Semi Leafy / Tippy / Premium / 1A)	Main Sale Order – 2 (H & M / Off Grade / Dust)	Ex-Estate
JOHN KEELLS PLC	BARTLEET PRODUCE MARKETING (PVT) LTD	JOHN KEELLS PLC
LANKA COMMODITY BROKERS LTD	LANKA COMMODITY BROKERS LTD	LANKA COMMODITY BROKERS LTD
ASIA SIYAKA COMMODITIES PLC.	CEYLON TEA BROKERS PLC	BARTLEET PRODUCE MARKETING (PVT) LTD
MERCANTILE PRODUCE BROKERS (PVT) LTD	EASTERN BROKERS. LTD.	MERCANTILE PRODUCE BROKERS (PVT) LTD
EASTERN BROKERS. LTD.	JOHN KEELLS PLC	ASIA SIYAKA COMMODITIES PLC.
FORBES & WALKER TEA BROKERS (PVT) LTD	ASIA SIYAKA COMMODITIES PLC.	FORBES & WALKER TEA BROKERS (PVT) LTD
CEYLON TEA BROKERS PLC	MERCANTILE PRODUCE BROKERS (PVT) LTD	EASTERN BROKERS. LTD.
BARTLEET PRODUCE MARKETING (PVT) LTD	FORBES & WALKER TEA BROKERS (PVT) LTD	CEYLON TEA BROKERS PLC

[DB : HR / SG]



COLOMBO TEA TRADERS' ASSOCIATION

THE OFFICE OF THE CTTA, No. 50, NAVAM MAWATHA, COLOMBO 02.
Telephone: 011 5588848, 5588849; E-mail ; hemaratne@ctta.lk / nisansala@ctta.lk

CIRCULAR NO.18 OF 2023

June 26, 2023

TEA SALE ARRANGEMENTS

SALE NO. 25 – 27TH /28TH JUNE 2023 - 10% PAYMENT

In view of the intervening Public & Bank Holiday on Thursday, 29th June 2023 and the special Bank Holiday declared by the Government on Friday, 30th June 2023, please note the 10% payment shall not be payable and the total settlement of Buyers Prompt shall be on 4th July 2023 and the Sellers Prompt on 5th July 2023, where there is no change.

OFFICE OF THE CTTA
THE COLOMBO TEA TRADERS' ASSOCIATION



NOTICE



**We congratulate Gouravilla and Alton Tea Factories of
Horana Plantations PLC for obtaining
Carbon Neutral Certification.**





HOLIDAY NOTICE

We wish to inform all our valued Clients that our Head Office, Sample Room and Stores will be closed for business on the following day.

03rd July 2023

Monday

Adhi Esela Full Moon Poya Day





“

Living is the art of getting used to what we didn't expect.

— Eleanor C. Wood

”