



TEA MARKET REPORT

JOHN KEELLS PLC

SALE NO.25 – 29TH / 30TH JUNE 2021

ORDER OF SALE (SALE NO. 25 - 29TH / 30TH JUNE 2021)

Main Sale Order – 1 (Leafy / Semi Leafy / Tippy / Premium / 1A)	Main Sale Order – 2 (H & M / Off Grade / Dust)	Ex-Estate
Bartleet Produce Marketing (Pvt) Ltd	F & W Tea Brokers (Pvt) Ltd	F & W Tea Brokers (Pvt) Ltd
JOHN KEELLS PLC	Bartleet Produce Marketing (Pvt) Ltd	Eastern Brokers. Ltd.
Lanka Commodity Brokers Ltd	Lanka Commodity Brokers Ltd	Ceylon Tea Brokers PLC
Asia Siyaka Commodities PLC	Ceylon Tea Brokers PLC	JOHN KEELLS PLC
Mercantile Produce Brokers (Pvt) Ltd	Eastern Brokers. Ltd.	Lanka Commodity Brokers Ltd
Eastern Brokers. Ltd.	JOHN KEELLS PLC	Bartleet Produce Marketing (Pvt) Ltd
F & W Tea Brokers (Pvt) Ltd	Asia Siyaka Commodities PLC	Mercantile Produce Brokers (Pvt) Ltd
Ceylon Tea Brokers PLC	Mercantile Produce Brokers (Pvt) Ltd	Asia Siyaka Commodities PLC



AUCTION DETAILS

Auction No.	25	
Dates	29 th / 30 th June 2021	
	No. of Lots	Qty – kg
Ex Estate	906	1,070,336
Main Sale Total	11,482	6,163,606
High & Medium	1,939	979,245
Low Grown - Leafy	2,221	1,015,222
Low Grown - Semi Leafy	1,671	803,064
Low Grown Tippy	2,248	1,168,118
Premium / Flowery	401	72,384
Off Grades	2,326	1,395,742
Dust	676	729,831
Grand Total	12,388	7,233,942
Reprints	1,002	589,818
Total No. of Lots Offered	12,388	
Total Quantity Offered (kg)	7,233,942	

PROMPT DATES

Auction No.	Buyers	Sellers
25	06/07/2021	07/07/2021



COMMENTS



The 1.0Mkg of Ex Estate teas on offer met with lower demand. Select best Western High Grown BOPs were firm, the below best and plainer varieties declined. Select best Western High Grown BOPFs were easier, the below best and plainer varieties too declined by Rs.20/- to Rs.30/- on average. Nuwara Eliya BOPs sold well, the BOPFs however, were irregular. Udupussellawa BOPs were easier, the BOPFs were mostly firm on last levels. Uva BOPs were firm, the BOPFs were tending irregular. Low Grown CTC BP1s were selectively dearer, the High and Medium sorts were irregularly dearer. Low Grown PF1s were firm, the High and Medium sorts were irregular following quality.

The 2.9Mkg of Low Grown teas which were on offer met with fair demand. Select best OP1s declined by a few rupees, best and below best OP1s met with improved demand. Well-made BOP1s were firm, others met with better demand. Select best and best OP / OPAs were mostly firm. Well-made Bold Pekoes met with reasonable demand. Shotty Pekoe1s maintained last levels, others too were firm. In the Small Leaf segment, select best BOP.SP / BOPF.SP and BOPFs met with fair demand. Select best and best BOPs were lower to last. Select best FBOPs were irregularly lower, others met with fair demand. Select best FBOPF1s were lower, others too followed a similar trend. FBOPFs attracted reasonable interest. All Premium Flowery teas met with fair demand.

Turkey, Russia, Iran and the C.I.S. countries lent fair support. Libya and Iraq were selective.





MARKET DESCRIPTION

Western Teas

Select best BOPs were firm, below best and plainer varieties declined by Rs.20/- to Rs.30/-. Select best BOPFs were easier by Rs.10/- to Rs.20/-, the below best and plainer varieties too were easier by Rs.20/- to Rs.30/-. Medium BOPs were Rs.10/- to Rs.20/- easier. The BOPFs were firm to a little easier at times.

Nuwara Eliya Teas

BOPs continued to sell well but has slightly lower levels. BOPF declined by Rs.20/- to Rs.30/-.

Uva Teas

Uva BOPs were mostly firm to a little irregular at times. The BOPFs too followed a similar trend. Udapussellawa BOPs were Rs.20/- to Rs.30/- easier. The BOPFs too were irregularly easier.

CTC Teas

Low Grown BP1s were firm to a little dearer at times. Medium Grown were irregular. High Grown were selectively dearer, however the others were tending irregular. Low Grown PF1s were firm on last levels. The High & Medium types were firm to a little irregular.

QUOTATIONS

	BOP – RS.	BOPF – RS.
Good Westerns	620 – 690	630 – 700
Average Westerns	560 – 610	560 – 620
Plainer Westerns	450 – 550	500 – 550
Western Mediums	530 – 760	460 – 570
Uva Teas	480 – 680	480 – 650
Nuwara Eliya Teas	570 – 770	550 – 710
Uda Pussellawa Teas	470 – 550	450 – 570
CTC (BP1 and PF1)	360 – 610	390 – 710





MARKET DESCRIPTION

Low Grown

Select best wiry OP1s were firm to lower by Rs.20/- to Rs.30/-, OP1s particularly in the below best category appreciated sharply from last levels. BOP1s were mainly firm. Well-made OPs were firm to dearer by Rs.10/-, reducers too met with fair demand. Better OPAs sold at firm levels, below best types were irregular. Well-made Pekoes along with the better bold Pekoe invoices gained selectively, reducers met with less demand. Well-made Pekoe1s gained Rs.10/- to Rs.20/-, reducers sold at last levels.

Select best BOPs were firm, best and below best types were lower by Rs.5/- to Rs.10/-, secondary types too were lower to last. Select best and best BOP.SP.s and BOPF.SP.s were firm, others were lower to last by Rs.5/- to Rs.10/-. BOPFs followed a similar trend. Select best and best FBOPF1s were lower by Rs.5/- to Rs.10/-, below best types too were lower by Rs.5/- to Rs.10/-, poor secondaries met with lower demand. Well-made FBOPs in the select best category were lower to last by Rs.5/- to Rs.10/-, best types were firm, below best types were lower by Rs.5/- Rs.10/-, secondary types were lower to last. FBOPF varieties met with good demand. Select best and best Premium Flowery teas met with good demand, other were irregularly lower by Rs.10/- to Rs.20/-.

Off Grades

Select best and best Fgs1s declined by Rs.10/- to Rs.20/-, below best and poorer types were easier by Rs.10/-. Select best and best BM.s were firm, whilst the others showed an irregular demand. All BP.s were lower by Rs.30/- to Rs.40/- and more. Select best and best BOP1As were firm to dearer, whilst below best and poorer sorts were dearer by Rs.10/-.

Dust

Select best Dust1s were irregular, best and below best Dust1s were lower by Rs.10/- to Rs.20/-. clean secondaries were lower by Rs.20/- to Rs.30/-, others were irregular. Best High & Medium CTCs were irregular, others were firm to easier by Rs.10/-. Best Low Grown CTCs were lower by Rs.20/- to Rs.30/-, others followed a similar trend. Best Low Grown Dust / Dust1s were dearer by Rs.10/- to Rs.20/-, others were irregular.



QUOTATIONS

	Select Best	Best	Below Best	Others
LIQUORING				
DUST-1	720.00 - 960.00	570.00 - 610.00	490.00 - 540.00	380.00 - 460.00
OFF GRADES				
FGS1	520.00 - 570.00	480.00 - 510.00	420.00 - 470.00	350.00 - 410.00
FGS	500.00 - 530.00	440.00 - 490.00	380.00 - 430.00	320.00 - 370.00
LOW GROWNS				
FBOPF / FFSP / FFEXSP	2200.00 - 3300.00	1250.00 - 2000.00	800.00 - 1000.00	600.00 - 740.00
BOP	880.00 - 1200.00	710.00 - 870.00	600.00 - 700.00	480.00 - 580.00
BOPSP	750.00 - 1080.00	630.00 - 730.00	550.00 - 590.00	420.00 - 510.00
BOPF	640.00 - 770.00	530.00 - 600.00	420.00 - 500.00	320.00 - 380.00
FBOPF1	760.00 - 960.00	670.00 - 750.00	610.00 - 650.00	470.00 - 580.00
FBOP	820.00 - 1350.00	700.00 - 770.00	600.00 - 680.00	480.00 - 580.00
BOP1	850.00 - 1140.00	800.00 - 850.00	750.00 - 800.00	600.00 - 640.00
OP1	1300.00 - 1350.00	1250.00 - 1300.00	1060.00 - 1200.00	500.00 - 630.00
OP	770.00 - 890.00	750.00 - 770.00	630.00 - 750.00	550.00 - 570.00
OPA	700.00 - 1300.00	620.00 - 650.00	520.00 - 580.00	430.00 - 480.00
PEKOE	820.00 - 1350.00	680.00 - 710.00	530.00 - 600.00	470.00 - 500.00
PEKOE1	850.00 - 1300.00	700.00 - 760.00	550.00 - 580.00	440.00 - 500.00
DUST / DUST1	480.00 - 680.00	380.00 - 460.00	360.00 - 410.00	330.00 - 350.00



- **Top Prices**
- **Colombo Auction Averages**
- **All Brokers Private Sale Figures**



TOP PRICES (SALE NO. 25 - 29TH / 30TH JUNE 2021)



WESTERN HIGH			
BOP		Weddemulla	770.00
BOPSP		Bearwell	600.00
BOPF/BOPFSP		Great Western	700.00
		Waltrim	700.00
		Glentilt	700.00
FBOP/FBOP1		Bambrakelly	830.00
FBOPF/FBOPF1		Glenloch	700.00
BOP1	*	Inverness	820.00
OP/OPA		Weddemulla	610.00
OP1		Bambrakelly	750.00
PEKOE/PEKOE1		Torrington	790.00

WESTERN MEDIUM			
BOP		Dartry Valley	790.00
BOPSP		Doombagastalawa	750.00
BOPF/BOPFSP		Hatale	610.00
FBOP/FBOP1		Craighead	1000.00
FBOPF/FBOPF1		Harangalla	790.00
BOP1		Harangalla	900.00
OP/OPA	*	Kenilworth	620.00
		Cooroondoowatte	620.00
		Dartry Valley	620.00
OP1		New Rothschild	810.00
PEKOE/PEKOE1		Uplands	940.00

UDA PUSSELLAWA			
BOP	*	Mooloya	550.00
BOPSP		-	
BOPF/BOPFSP		Kirklees	570.00
FBOP/FBOP1		Gampaha	690.00
FBOPF/FBOPF1		Gampaha	690.00
BOP1		Blairlomond	530.00
OP/OPA		Delmar	540.00
OP1		Delmar	430.00
PEKOE/PEKOE1		Delmar	650.00
		Gampaha	650.00

UVA HIGH			
BOP		Aislaby	740.00
BOPSP	*	Spring Valley	620.00
BOPF/BOPFSP		Kelliebedde	650.00
FBOP/FBOP1		Aislaby	1040.00
FBOPF/FBOPF1		Aislaby	790.00
BOP1	*	Uva Highlands	890.00
OP/OPA		Mount Uva	600.00
OP1		Uva Highlands	940.00
PEKOE/PEKOE1	*	Aislaby	810.00

UVA MEDIUM			
BOP		Attampettia	680.00
BOPSP	*	Halpewatte Uva	710.00
BOPF/BOPFSP		Dickwella	720.00
FBOP/FBOP1		Halpewatte Uva	900.00
FBOPF/FBOPF1		Telbedde	740.00
BOP1		Dickwella	980.00
OP/OPA		Dickwella	720.00
OP1		Sarnia Plaiderie	980.00
PEKOE/PEKOE1		Aruna Passara	900.00

CTC HIGH			
PF1	*	Dunsinane CTC	570.00
		Ulugedera CTC	570.00
BP1	*	Dunsinane CTC	540.00
BPS	*	Florence CTC	470.00
		Mount Vernon CTC	470.00
OF		-	

CTC MEDIUM			
PF1	*	New Peacock CTC	520.00
		Donside CTC	520.00
BP1		Aultmore CTC	450.00
BPS		Carolina CTC	470.00
		Aultmore CTC	470.00
OF		-	

NUWARA ELIYA			
BOP	*	Lovers Leap	770.00
BOPF/BOPFSP		Mahagastotte	710.00
FBOP/FBOP1	*	Lovers Leap	890.00
OP/OPA		Mahagastotte	560.00
PEKOE/PEKOE1		Court Lodge	550.00

CTC LOW			
PF1	*	Hingalgoda CTC	710.00
BP1	*	Ceciliyan CTC	610.00
BPS	*	Ceciliyan CTC	520.00
OF		-	



TOP PRICES (SALE NO. 25 - 29TH / 30TH JUNE 2021)

LOW			
BOP		Golden Garden	1200.00
		Wathurawila	1200.00
		Kanneliya	1200.00
BOPSP		Peak Paradise	1080.00
BOPF		Hidellana	770.00
BOPFSP		Ihalapanapitiya	840.00
FBOP		Pothotuwa	1350.00
FBOP1		New Marakanda	1200.00
FBOPF		Ceyenta	1300.00
		Fortune	1300.00
FBOPF1		Balagala	960.00
	*	Morawakkorale	940.00
BOP1		New Vithanakanda	1140.00
OP1		Hidellana	1350.00
		Selna	1350.00
OP		Liyonta	890.00
OPA		Sunrise	1300.00
PEKOE		Lakvinka	1350.00
PEKOE1		Yalta	1300.00

PREMIUM			
FBOPFSP	*	Morawakkorale	3100.00
FBOPFEXSP	*	Morawakkorale	2800.00
		Nilgiri	2800.00
		Pothotuwa	2800.00
FBOPFEXSP1		K D U Super	3300.00

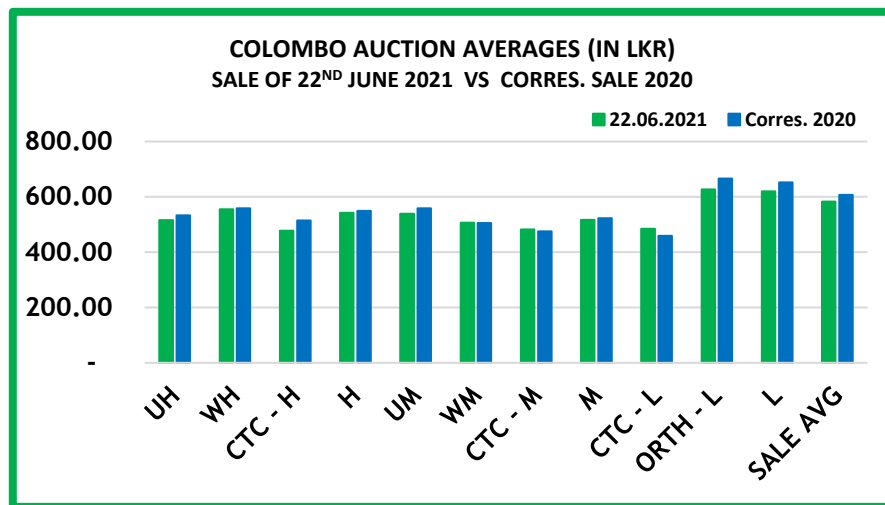
DUST			
DUST1		Mattakelle	960.00
P.DUST	*	Hingalgoda CTC	640.00
		Ceciliyan CTC	640.00
		Kalubowitiyana CTC	640.00

OFF GRADES			
FNGS/FNGS1		Bandaraeliya	570.00
PFNGS	**	Strathdon CTC	480.00
BM		Doloswella	580.00
BP		New Rothschild	650.00
BOP1A		Uplands	720.00

**** MORE THAN ONE TOP PRICE OBTAINED**
*** TEAS SOLD BY JOHN KEELLS PLC**
+ ALL TIME RECORD PRICE
++ ALL TIME RECORD PRICE EQUALED

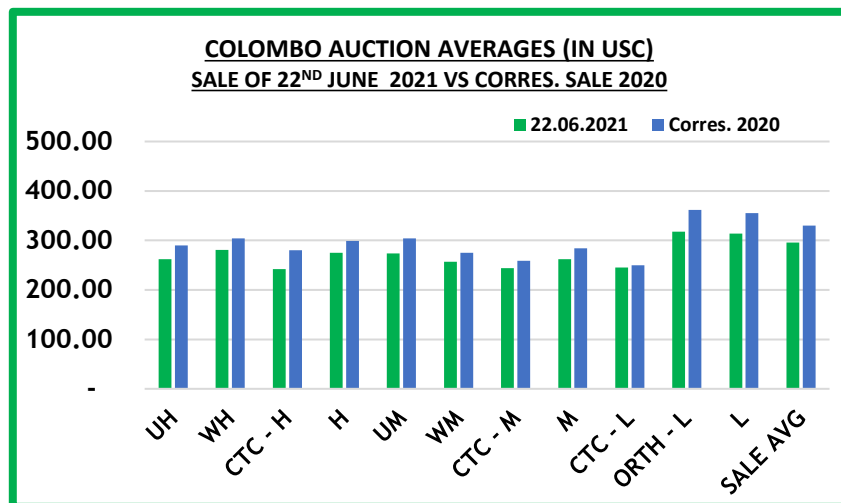


COLOMBO AUCTION AVERAGES



	Sale of 16/06/2021In LKR	Sale of 22/06/2021 In LKR	Corres. 2020 In LKR
Uva High Grown	524.34	516.05	533.22
Western High Grown	559.08	554.65	558.66
CTC High Grown	485.05	477.29	514.69
Summary of High Grown	548.04	542.57	549.84
Uva Medium Grown	536.64	539.34	558.86
Western Medium Grown	512.93	506.21	505.60
CTC Medium Grown	486.65	481.65	475.40
Summary of Medium Grown	520.03	516.91	522.79
CTC Low Grown	488.77	483.96	459.51
Orthodox Low Grown	635.24	626.70	666.04
Summary of Low Grown	627.67	619.28	652.30
TOTAL SALE AVERAGE	588.33	582.69	607.34

COLOMBO AUCTION AVERAGES



	Sale of 16/06/2021 In USC	Sale of 22/06/2021 In USC	Corres. 2020 In USC
Uva High Grown	267	262	290
Western High Grown	284	281	304
CTC High Grown	247	242	280
Summary of High Grown	279	275	299
Uva Medium Grown	273	274	304
Western Medium Grown	261	257	275
CTC Medium Grown	248	244	259
Summary of Medium Grown	265	262	284
CTC Low Grown	249	245	250
Orthodox Low Grown	323	318	362
Summary of Low Grown	319	314	355
TOTAL SALE AVERAGE	299	296	330

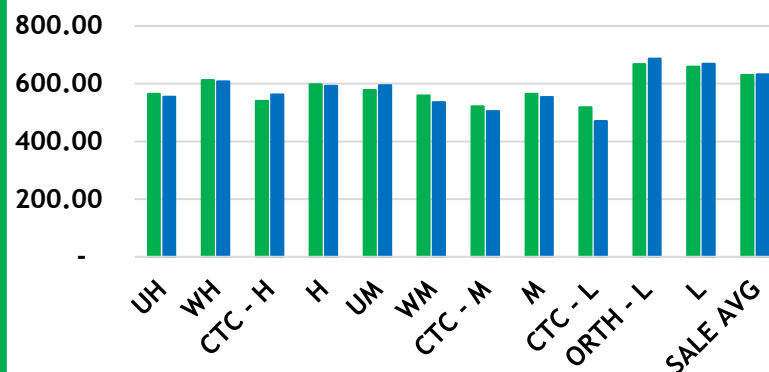


COLOMBO AUCTION AVERAGES

COLOMBO AUCTION AVERAGES – TODATE

(IN LKR)

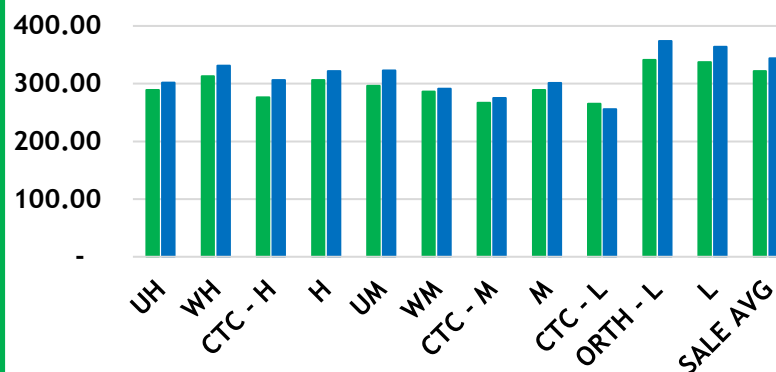
■ 2021 ■ 2020



COLOMBO AUCTION AVERAGES – TODATE

(IN USC)

■ 2021 ■ 2020



January to Date (Sale No.24)	2021 LKR	2020 LKR	2021 USC	2020 USC
Uva High Grown	564.37	554.49	289	302
Western High Grown	612.03	607.86	313	331
CTC High Grown	539.96	562.64	276	306
Summary of High Grown	598.47	591.90	306	322
Uva Medium Grown	577.89	594.53	296	323
Western Medium Grown	559.31	535.41	286	291
CTC Medium Grown	522.00	505.29	267	275
Summary of Medium Grown	564.77	553.97	289	301
CTC Low Grown	517.74	470.86	265	256
Orthodox Low Grown	667.57	687.08	341	374
Summary of Low Grown	658.54	669.16	337	364
TOTAL SALE AVERAGE	629.81	632.89	322	344



COLOMBO AUCTION AVERAGES

FROM 01 ST TO 22 ND JUNE 2021	LKR
Uva High Grown	524.47
Western High Grown	568.51
Summary of High Grown	554.57
Uva Medium Grown	539.92
Western Medium Grown	515.36
Summary of Medium Grown	522.98
Summary of Low Grown	621.37
TOTAL SALE AVERAGE	587.16



ALL BROKERS PRIVATE SALE FIGURES (FOR THE PERIOD – 21ST TO 26TH JUNE 2021)

	WEEKLY	TODATE
High, Medium & Low	70,525.00	1,731,526.80
Green Tea	32,647.00	964,434.00
Organic Tea	9,202.00	263,161.29
BMF	340,722.00	4,627,422.00
Direct Sales	-	-
Forward Contract	46,960.00	806,170.00





- **Crop and Weather**
- **Crop Figures**
- **Tea News**
- **Circulars**

CROP AND WEATHER - FOR THE PERIOD OF – 21ST TO 27TH JUNE 2021



Western

Bright mornings with dull weather conditions in the evenings were recorded in Dickoya, Talawakelle, and Bogowantalawa districts.



Nuwara Eliya

Scattered showers with slight windy conditions was experienced during the week.



Uva

Bright weather conditions were recorded throughout the week.



Low Grown

Occasional showers with bright mornings were recorded in Deniyaya, Galle, and Ratnapura districts.



Crop

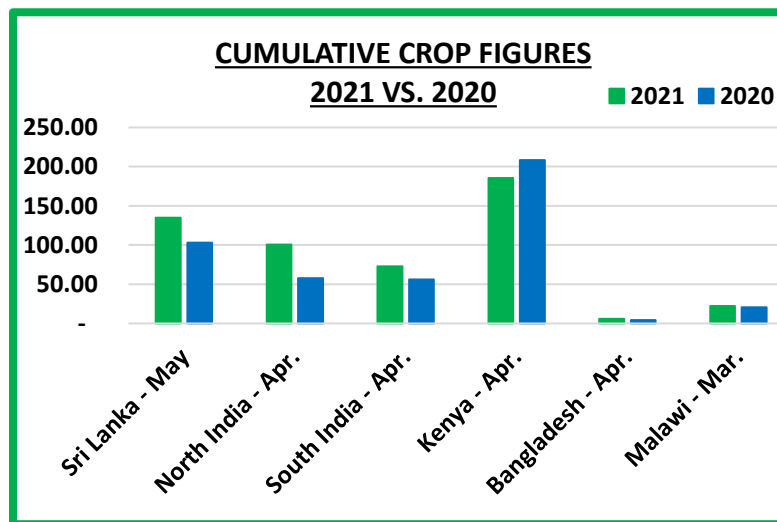
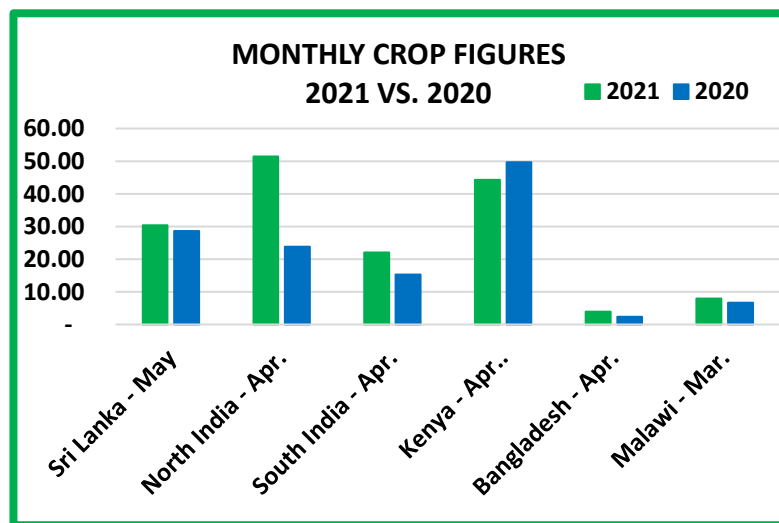
Crop intakes are moderate to low.



CROP FIGURES OF MAJOR PRODUCING & EXPORTING COUNTRIES

Country	Month	2021	2020	Cumulative	2021	2020	Cumulative + Inc. / Dec.
Sri Lanka	May	30.37	28.60	Upto May	134.71	103.10	+ 31.61
North India	April	51.4 (E)	23.83	Upto April	100.49 (E)	57.56	+ 42.93
South India	April	22.0 (E)	15.31	Upto April	72.79 (E)	55.92	+ 16.87
Kenya	April	44.29	49.65	Upto April	185.28	208.22	- 22.94
Bangladesh	April	3.93	2.37	Upto April	5.92	4.19	+ 1.73
Malawi	March	7.9	6.7	Upto March	22.2	20.6	+ 1.6

(E) - Estimated



TEA NEWS AROUND THE GLOBE

MOMBASA MARKET

SALE NO. 25 – SALE OF 21ST, 22ND & 23RD JUNE 2021

There was reduced demand for the 198,613 packages (13,048,917.00 kilos) at irregularly easier rates and 18.24% remained unsold.

LEAF GRADES

Offerings: 103,020 packages (6,744,314.50 kilos) and 13.43% remained unsold. The best BP1s available saw an irregular enquiry with improved lines fully firm to USC39 dearer closely following quality while others eased by up to USC12; brighter types eased by USC8 to USC26 while medium categories were irregular and ranged between steady to USC11 above previous week's rates to easier by USC10 to USC32 and a few invoices were unsold. Lower medium varieties shed USC10 to USC16 and some lines remained without bids but a few improved lines gained up to USC2 while plainer descriptions met an irregular interest ranging between steady to USC4 dearer to easier by USC4 to USC22 and some teas were neglected.

Best PF1s on offer were discounted by USC2 to USC26 with brighter sorts steady to USC14 dearer but a few lines eased with quality. Medium types shed USC2 to USC6 and some invoices were unsold with lower medium categories irregular varying between firm to USC4 dearer to easier by USC3 to USC8 and some lines remained unsold. Plainer varieties lost USC8 to USC16 with many lines neglected.

DUST GRADES

Offerings: 64,480 packages (94,734,504.50 kilos). 22.80% remained without bids. Best PDUSTs in the market eased by USC10 to USC37 and a few lines remained unsold while brighter varieties shed USC10 to USC31 and some teas received no bids with medium types irregular and ranged between firm to USC4 dearer to easier by USC6 to USC12 and some invoices remained without bids. Lower mediums were about steady to USC25 below previous week's levels and many lines were unsold while plainer categories were discounted by USC10 to USC23 and many teas were neglected.

The Best DUST1s available shed USC10 to USC20 and a few invoices were unsold with brighter varieties easing by USC5 to USC13 and some lines were unsold while medium types held firm to USC3 below previous week's rates where sold. Lower medium categories lost USC6 to USC36 and some teas remained without bids while plainer descriptions held steady to USC16 below last prices and many invoices were neglected.

ORTHODOX GRADES

Offerings: 600 packages (27,840.00 kilos). Orthodox teas on offer were left unsold with little interest.

SECONDARY GRADES

Offerings: 30,513 packages (1,542,258.00 kilos) with 21.49% unsold. In the Secondary Catalogues, BPs held value while PFs were firm. Clean well sorted coloury Fannings eased with similar DUSTs firm. Other Fannings were discounted with DUSTs easier. BMFs were readily absorbed at lower levels.

MARKETS

Egyptian Packers were active at lower levels with Pakistan Packers active while Bazaar increased interest. UK lent more support but at lower levels with irregular activity from Kazakhstan and other CIS nations. There was less support from Yemen, other Middle Eastern countries, Sudan and Russia. Afghanistan were very selective with Iran quieter. Local Packers were active in line with price. Somalia operated at lower levels.





TEA NEWS AROUND THE GLOBE

MOMBASA MARKET – Continued

QUOTATIONS	BROKENS	FANNINGS
Best	390 – 1033	394 – 494
Good	390 – 658	386 – 473
Good Medium	335 – 441	370 – 410
Medium	327 – 449	327 – 404
Lower Medium	252 – 354	242 – 350
Plain	177 - 303	177 - 303

AUCTION AVERAGE PRICE

AUCTION	KENYA 2020 \$	KENYA 2021 \$	TOTAL 2020 \$	TOTAL 2021 \$
23	1.86	1.89	1.78	1.82
24	1.84	1.82	1.78	1.74
25	1.85	1.77	1.78	1.68

SOURCE : AFRICA TEA BROKERS LTD.



TEA NEWS AROUND THE GLOBE



CHITTAGONG MARKET

SALE NO. 08 – 28TH JUNE 2021

CTC LEAF: 34,238 packages of Current Season & 520 packages of Old Season teas on offer met with a fairly strong demand.

BROKENs: All well made Brokenes were in strong demand and generally sold at firm to occasionally dearer rates. All others were about steady in line with quality. Plain and BLF teas met with a slightly better demand and were mostly firm with less withdrawals.

FANNINGS: Best Fannings continued to be a strong feature and were a dearer market. Others were mostly firm. Plain types saw a better demand and were about steady. BLFs met with a slightly better demand and were mostly firm with less withdrawals.

CTC DUST: 11,267 packages of Current Season & 130 packages of Old Season teas on offer met with a good demand. Good liquoring Dusts sold well at slightly easier rates. Their mediums were fully firm to slightly dearer market. Plain and BLF saw fair demand but at irregularly easier rates with some withdrawals. Blenders once again lent strong support with fair interest from the Loose tea buyers.

COMMENTS: Today's market followed a similar pattern that of last week whereby well-made good liquoring teas attracted more competition and sold well. Blenders were active along with fair interest from the Loose tea buyers.

Dusts were a slightly easier market.

Our catalogue (Sale 08): Avg: Tk 212.19, Sold 87.2% & (Sale 07) Avg: Tk 211.88, sold 89.5%.

Quotations – This Week – (In Taka)

Brokenes	This Week	Last Week	Fannings	This week	Last Week	Dust	This week	Last Week
Large	208-215	205-215	Best	217-225	215-225	PD	193-259	190-247
Medium	202-207	200-205	Good	208-215	207-212	RD	152-280	160-298
Small	203-210	202-210	Medium	202-205	200-205	D	175-265	178-314
Plain	190-195	187-192	Plain	190-195	187-192	CD	170-352	200-359
BLF	168-178	165-175	BLF	168-178	165-175	BLF	152-200	160-210

Exchange Rates 21 June, 2021 Sterling Pound: Tk. 114.5704 dollar: Tk. 83.6702

SOURCE : NATIONAL BROKERS LTD





TEA NEWS AROUND THE GLOBE

SILIGURI MARKET

SALE NO.25 – SALE OF 26TH JUNE 2021

1. Market Description :

- Demand – good for quality and only fair for remainder.
- Decline in prices witnessed in both sections.
- Whilst HUL lent fair support, TCPL continues to be subdued. Internal trade operated, however with preference towards quality.

2. TOTAL AUCTION WEIGHTED AVERAGE (₹)

	2021-22			2020-21			UPTO SALE - 25		
	SALE - 25	SALE - 24	+/-	SALE - 25	SALE - 24	+/-	2021-22	2020-21	2019-20
CTC	204.40	216.02	-11.62	228.48	222.35	6.13	211.71	208.62	151.61
DUST	196.37	202.35	-5.99	212.28	206.90	5.38	197.90	195.53	141.43
TOTAL	203.42	214.41	-10.99	226.02	220.17	5.85	210.11	206.86	150.45

SOURCE: PARCON INDIA PVT LTD

GUWAHATI MARKET

SALE NO. 25 – SALE OF 23RD JUNE 2021

1. Market Description :

- Good demand for the good and best liquoring varieties which sold readily and were well competed for.
- Levels for better medium/medium and plainer categories eased and witnessed withdrawals.
- The dust market followed a similar trend.
- Major blenders lent good support with TCPL bidding for good liquoring pd and dusts.
- Internal buyers were active.

2. TOTAL AUCTION WEIGHTED AVERAGE (₹)

	2021-22			2020-21			UPTO SALE - 25		
	SALE - 25	SALE - 24	+/-	SALE - 25	SALE - 24	+/-	2021-22	2020-21	2019-20
CTC	233.79	237.14	-3.35	259.25	235.35	23.90	220.99	228.09	146.57
DUST	223.73	226.43	-2.70	239.78	224.09	15.69	211.32	216.79	144.62
TOTAL	230.63	233.97	-3.34	252.24	231.61	20.63	218.25	224.58	145.94

SOURCE: PARCON INDIA PVT LTD



TEA NEWS AROUND THE GLOBE



KOLKATA ORTHODOX / CTC MARKET

SALE NO.25 – SALE OF 24TH JUNE 2021

1. Market description :

- Strong demand.
- Select few tippy teas met with good competition & sold at attractive prices.
- Clean, well made teas were fully firm to dearer.
- Remainder were irregular around last, particularly the browner sorts.

	WHOLE LEAF			BROKENS	FANNINGS
TIPPY RANGE	600-1051 (N)			380-603 (N)	NQ
	1ST LINE	2ND LINE	GFOP	BROKENS	FANNINGS
BEST	380+	320-350+	NQ	310-350+	220-240+
GOOD	340-360+	310-330	300-320	270-300	200-220

1. Market description :

- Demand:- was good for the liquoring sorts and fair for the remainder.
- The good/best sorts were firm to dearer, with a few select lines selling at attractive levels.
- Few medium sorts seen were irregular, while the plainer teas were tending easier and witnessed fair withdrawals.
- Dust market followed a similar trend.
- HUL active, with good support from WI on the liquoring teas. TCPL and other internal lent fair support.

2. TOTAL AUCTION WEIGHTED AVERAGE (₹)

	2021-22			2020-21			UPTO SALE - 25		
	SALE - 25	SALE - 24	+/-	SALE - 25	SALE - 24	+/-	2021-22	2020-21	2019-20
CTC	235.68	235.78	-0.10	251.69	224.60	27.09	223.52	224.72	153.95
DUST	246.59	237.59	9.00	228.58	219.96	8.61	219.78	223.28	156.54
TOTAL	238.62	236.20	2.43	247.44	223.83	23.61	222.56	224.46	154.62

SOURCE: PARCON INDIA PVT LTD



COLOMBO TEA TRADERS' ASSOCIATION

C/o. THE CEYLON CHAMBER OF COMMERCE, P.O.Box 274, No. 50, NAVAM MAWATHA, COLOMBO 02.
Telephone: 5588849; Facsimile: 2449352; E-Mail ; hemaratne@chamber.lk

CIRCULAR NO.15 OF 2021

June 25, 2021

MOISTURE MEASUREMENTS IN TEA

We refer to the Circular No. 13 of 2021 dated 25th May 2021 on the captioned subject.

It has been decided by the CTTA that all producers are required to purchase and use moisture meters to gauge the moisture levels in their teas and the deadline was set for the end of August 2021.

The CTTA solicits the cooperation of all stakeholders to address this issue towards maintaining the quality of Ceylon teas.

SECRETARIAT
COLOMBO TEA TRADERS' ASSOCIATION



SRI LANKATEA BOARD

574, Galle Road, Colombo 03, Sri Lanka

CIRCULAR NO:-TC/CIR (204)-06(5)2021

29th June 2021

MOISTURE CONTENT IN MADE TEA

This is further to my previous Circular No TC/CIR (204)-6-2018 dated 23rd April 2018 on the above subject.

You are hereby informed to indicate the moisture content in made tea at the point of dispatch, in the invoice/ dispatch note with effect from 01st July 2021.

You are further required to adhere to the previous Circular No TC/CIR (204)-6-2018 dated 23rd April 2018 to keep the moisture level in made tea below 6.5%.

My Previous circular No TC/CIR (204)-06(1)2021 dated 11th June 2021 on the above subject is hereby repealed.

JAYANTHA EDIRISINGHE
TEA COMMISSIONER



UPCOMING AUCTION DETAILS

Auction No.	27		26	
Dates	13 th /14 th July 2021		06 th / 07 th July 2021	
	No. of Lots	Qty – kg	No. of Lots	Qty – kg
Ex-Estate	831	956,149	865	1,006,297
Main Sale Total	11,573	6,148,088	11,570	6,101,756
High & Medium	1,727	877,728	1,948	978,258
Low Grown – Leafy	2,364	1,079,426	2,130	970,013
Low Grown – Semi Leafy	1,737	833,459	1,891	923,713
Low Grown Tippy	2,267	1,176,600	2,140	1,109,772
Premium / Flowery	381	66,532	378	67,486
Off Grades	2,480	1,471,411	2,464	1,412,625
Dust	617	642,932	619	639,889
Grand Total	12,404	7,104,237	12,435	7,108,053
Reprints	1,120	649,166	920	528,984
Total No. of Lots on Offer	12,404		12,435	
Total Quantity on Offer (kg)	7,104,237		7,108,053	



SCHEDULED CLOSING DATES

Auction No.	Date of Sale	Ex-Estate	Main Sale
28	19 th / 20 th July 2021	01/07/2021	01/07/2021
29	27 th / 28 th July 2021	08/07/2021	08/07/2021
30	03 rd / 04 th August 2021	15/07/2021	15/07/2021

PROMPT DATES

Auction No.	Buyers	Sellers
26	13/07/2021	14/07/2021
27	20/07/2021	22/07/2021
28	26/07/2021	27/07/2021



ORDER OF SALE (SALE NO. 26 - 06TH / 07TH JULY 2021)

Main Sale Order – 1 (Leafy / Semi Leafy / Tippy / Premium / 1A)	Main Sale Order – 2 (H & M / Off Grade / Dust)	Ex-Estate
JOHN KEELLS PLC	Bartleet Produce Marketing (Pvt) Ltd	Eastern Brokers. Ltd.
Lanka Commodity Brokers Ltd	Lanka Commodity Brokers Ltd	Ceylon Tea Brokers PLC
Asia Siyaka Commodities PLC	Ceylon Tea Brokers PLC	JOHN KEELLS PLC
Mercantile Produce Brokers (Pvt) Ltd	Eastern Brokers. Ltd.	Lanka Commodity Brokers Ltd
Eastern Brokers. Ltd.	JOHN KEELLS PLC	Bartleet Produce Marketing (Pvt) Ltd
F & W Tea Brokers (Pvt) Ltd	Asia Siyaka Commodities PLC	Mercantile Produce Brokers (Pvt) Ltd
Ceylon Tea Brokers PLC	Mercantile Produce Brokers (Pvt) Ltd	Asia Siyaka Commodities PLC
Bartleet Produce Marketing (Pvt) Ltd	F & W Tea Brokers (Pvt) Ltd	F & W Tea Brokers (Pvt) Ltd

[DB : HR / SG]





“

*It's the possibility of having a dream come true
that makes life interesting.* ”

– Paulo Coelho