



TEA MARKET REPORT

JOHN KEELLS PLC

SALE NO.26 – 04TH / 05TH JULY 2023

ORDER OF SALE (SALE NO. 26 – 04TH / 05TH JULY 2023)

Main Sale Order – 1 (Leafy / Semi Leafy / Tippy / Premium / 1A)	Main Sale Order – 2 (H & M / Off Grade / Dust)	Ex-Estate
JOHN KEELLS PLC	BARTLEET PRODUCE MARKETING (PVT) LTD	JOHN KEELLS PLC
LANKA COMMODITY BROKERS LTD	LANKA COMMODITY BROKERS LTD	LANKA COMMODITY BROKERS LTD
ASIA SIYAKA COMMODITIES PLC.	CEYLON TEA BROKERS PLC	BARTLEET PRODUCE MARKETING (PVT) LTD
MERCANTILE PRODUCE BROKERS (PVT) LTD	EASTERN BROKERS. LTD.	MERCANTILE PRODUCE BROKERS (PVT) LTD
EASTERN BROKERS. LTD.	JOHN KEELLS PLC	ASIA SIYAKA COMMODITIES PLC.
FORBES & WALKER TEA BROKERS (PVT) LTD	ASIA SIYAKA COMMODITIES PLC.	FORBES & WALKER TEA BROKERS (PVT) LTD
CEYLON TEA BROKERS PLC	MERCANTILE PRODUCE BROKERS (PVT) LTD	EASTERN BROKERS. LTD.
BARTLEET PRODUCE MARKETING (PVT) LTD	FORBES & WALKER TEA BROKERS (PVT) LTD	CEYLON TEA BROKERS PLC



AUCTION DETAILS

Auction No.	26	
Dates	04 th / 05 th July 2023	
	No. of Lots	Qty – kg
Ex Estate	855	995,296
Main Sale Total	10,628	5,344,307
High & Medium	1,597	758,741
Low Grown - Leafy	2,247	969,986
Low Grown - Semi Leafy	1,675	756,798
Low Grown Tippy	1,697	834,249
Premium / Flowery	263	46,550
Off Grades	2,536	1,366,442
Dust	613	611,541
Grand Total	11,483	6,339,603
Reprints	761	399,352
Total No. of Lots Offered	11,483	
Total Quantity Offered (kg)	6,339,603	

PROMPT DATES

Auction No.	Buyers	Sellers
26	11/07/2023	12/07/2023



COMMENTS



The Auction averages for the month of June 2023 recorded at Rs.974.36, is a decline of Rs.270.86 in comparison to June 2022 which was at Rs.1,245.22. When analyzing the respective elevations, the High Grown recorded an average of Rs.848.57 which is a negative variance of Rs.163.50 in comparison to Rs.1,012.07 in June last year. The Medium Grown too recorded a negative variance of Rs.136.27 with an average of Rs.856.12 when compared to Rs.992.39 in June 2022. Similarly, the Low Grown recorded a negative variance of Rs.362.63 with an average of Rs.1,067.85 in comparison to Rs.1,430.48 in June last year.

The 1Mkg of Ex-Estate teas on offer met with fair demand at irregular levels. Select Best Western High Grown BOPs barely maintained last levels, the below best and plainer sorts declined. Select Best Western High Grown BOPFs were firm to easier, the below best and plainer sorts appreciated marginally. Nuwara Eliya BOP/BOPFs mostly remained unsold. Uda Pussellawa BOPs declined from last levels, the well-made BOPFs declined sharply whilst the others barely maintained last levels. Uva BOPs appreciated selectively, the others declined, the BOPFs were tending easier from last levels. Low grown CTC BP1s were firm, the High and Medium sorts were firm to irregular. Low Grown CTC PF1s maintained last levels whilst the High and medium sorts were barely steady and declined irregularly.

The 2.9Mkg of Low Grown teas on offer met with fair demand. In the Leafy segment, OP/OPA's were irregularly lower. OP1s were lower to last. BOP1s met with fair demand. Well-made PEKs were lower to last, PEK1s too declined as the sale progressed. In the Small Leaf segment, FBOPs were firm to dearer. Well-made FF1s appreciated following quality, others met with improved interest. FF varieties were firm. BOPF.SP, BOPF, BOP.SP and BOP grades met with fair interest. Premium flowery teas were firm.

Turkey, Russia and the C.I.S countries lent fair support. Iran continued to be selective. Libya and Iraq were active.



MARKET DESCRIPTION

Western Teas

Select best BOPs were firm to irregularly easier, below best and plainer sorts declined by Rs.40/- to Rs.50/-. Select best BOPFs were firm to Rs.50/- easier, the below best and plainer sorts appreciated selectively by Rs.30/- to Rs.50/-. However better demand prevailed for the more coloury sorts. Medium BOPs were firm to a little dearer, the BOPFs too gained Rs.20/- to Rs.40/-.

Nuwara Eliya Teas

BOP / BOPFs mostly remained unsold.

Uva Teas

A few coloury Uva BOPs appreciated Rs.50/- to Rs.100/-, the BOPFs however declined by a similar margin. Uda Pussellawa BOPs were easier, the better made BOPFs declined sharply, whilst the others maintained last levels.

CTC Teas

Low Grown CTC BP1s were barely steady, whilst the High and Medium sorts were firm. Low Grown CTC PF1s were firm on last levels, the Medium Grown types were tending dearer by Rs.40/- to Rs.50/-, whilst the High Grown types barely maintained last levels and were irregularly easier at times.

QUOTATIONS

	BOP – RS.	BOPF – RS.
Good Westerns	900 – 1020	900 – 1220
Average Westerns	760 – 890	780 – 890
Plainer Westerns	640 – 750	660 – 770
Western Mediums	900 – 1240	680 – 880
Uva Teas	650 – 1000	680 – 830
Nuwara Eliya Teas	910	750
Uda Pussellawa Teas	650 – 790	650 – 900
CTC (BP1 and PF1)	620 – 810	600 - 1240





MARKET DESCRIPTION

Low Grown

Select best OP1s sold with lesser demand to last week, other wiry OP1s too tended lower, bolder OP1s eased by Rs.50/- to Rs.100/-, secondaries maintained last levels. Well-made OPs met with reasonable demand, others were irregular. OPAs in the select best and best categories eased by Rs.50/- to Rs.100/- and more as the sale progressed, secondaries met with fair demand. In the Semi Leafy segment, well twisted BOP1s were firm to marginally easier, bolder types however sold at last levels. Well-made Pekoes along with the heavy bold Pekoe invoices were firm to marginally easier, secondaries however were firm on last levels. Shotty Pekoe1s were firm to irregularly dearer, reducers too met with fair demand.

Select best and best BOPs were dearer by Rs.20/- to Rs.30/-, below best and secondary types too were dearer by Rs.30/- to Rs.40/- and more following quality. BOP.SP.s and BOPF.SP.s met with improved demand. BOPFs followed a similar trend. Well-made select best and best FBOPF1s were dearer by Rs.30/- to Rs.40/- and more at times, below best types were dearer by Rs.20/- to Rs.30/- and more following quality, secondary types were firm. Well-made FBOPs in the select best category were firm, best and below best types were firm to lower by Rs.20/- to Rs.30/-, secondary types were dearer by Rs.20/- to Rs.30/-. FBOPF varieties met with lower demand. All Premium Flowery teas were firm.

Off Grades

Select best and best Fgs1s declined by Rs.40/- to Rs.60/- and more at times as the sale progressed, below best and poorer sorts declined by Rs.30/- to Rs.40/-. Select best and best BMs were lower by Rs.20/- to Rs.40/- and more at times, below best and poorer types maintained on last levels. Select best and best BPs appreciated by Rs.10/- to Rs.30/- and more at times as the sale progressed, below best and poorer types showed an irregular demand. Select best and best BOP1As maintained on last levels, below best types were lower by Rs.20/- to Rs.40/-, whilst poorer sorts were also lower by Rs.10/- to Rs.30/-.

Dust

Select best and best Dust1s were dearer by Rs.40/- to Rs.60/- and more towards the closure, below best and poorer types were easier by Rs.10/- to Rs.20/-. Select best and best High and Medium CTCs were dearer by Rs.20/- to Rs.40/-, below best and poorer types declined by Rs.20/- to Rs.40/-. Low Grown CTCs were dearer by Rs.40/- to Rs.60/-. Low Grown Dust/ Dust1s were firm.



QUOTATIONS

	Select Best	Best	Below Best	Others
LIQUORING				
DUST-1	1000.00 - 1460.00	850.00 - 990.00	750.00 - 840.00	650.00 - 740.00
OFF GRADES				
FGS1	700.00 - 750.00	650.00 - 690.00	610.00 - 640.00	560.00 - 600.00
FGS	780.00 - 850.00	650.00 - 720.00	600.00 - 640.00	540.00 - 590.00
LOW GROWNS				
FBOPF / FFSP / FFEXSP	1800.00 - 4250.00	1400.00 - 1750.00	1200.00 - 1350.00	1000.00 - 1150.00
BOP	1500.00 - 2500.00	1300.00 - 1450.00	1000.00 - 1200.00	800.00 - 980.00
BOPSP	1200.00 - 1850.00	1000.00 - 1150.00	880.00 - 980.00	750.00 - 850.00
BOPF	1100.00 - 1700.00	900.00 - 1050.00	820.00 - 880.00	700.00 - 800.00
FBOPF1	1200.00 - 1550.00	1080.00 - 1180.00	900.00 - 1060.00	800.00 - 890.00
FBOP	1600.00 - 2350.00	1300.00 - 1550.00	1000.00 - 1250.00	800.00 - 950.00
BOP1	1750.00 - 2900.00	1650.00 - 1750.00	1150.00 - 1500.00	1000.00 - 1100.00
OP1	2650.00 - 3500.00	1650.00 - 2350.00	1350.00 - 1500.00	1000.00 - 1100.00
OP	1300.00 - 1650.00	1250.00 - 1300.00	1000.00 - 1100.00	800.00 - 950.00
OPA	1150.00 - 1900.00	1000.00 - 1150.00	900.00 - 1000.00	750.00 - 850.00
PEKOE	1700.00 - 2450.00	1350.00 - 1600.00	1000.00 - 1250.00	800.00 - 950.00
PEKOE1	1700.00 - 2400.00	1350.00 - 1650.00	1150.00 - 1250.00	800.00 - 1000.00
DUST / DUST1	1000.00 - 1140.00	900.00 - 990.00	800.00 - 890.00	650.00 - 790.00



EXCHANGE RATES

The average rates currencies quoted on 05th July 2023 at 9.30 a.m. by Commercial Banks in Colombo for Telegraphic Transfers (TT).

Currency	Buy Rate	Sell Rate
USD	298.89	313.66
EURO	324.43	342.95
GBP	379.06	399.88



- **Top Prices**
- **Colombo Auction Averages**
- **National Elevational Averages**
- **All Brokers Private Sale Figures**



TOP PRICES (SALE NO. 26 – 04TH / 05TH JULY 2023)



WESTERN HIGH			
BOP	*	Wattegodde	1020.00
		Glentilt	1020.00
BOPSP		Wattegodde	1240.00
BOPF/BOPFSP		Robgill	1220.00
FBOP/FBOP1		Weddemulla	1200.00
		Queensberry	1200.00
FBOPF/FBOPF1		Weddemulla	1060.00
BOP1	*	Bogahawatte	1220.00
		Torrington	1220.00
OP/OPA	*	St Andrews	980.00
OP1	*	Venture	1340.00
PEKOE/PEKOE1		Bearwell	1480.00

UVA HIGH			
BOP	*	Uvakellie	1040.00
BOPSP		Ranaya	1100.00
BOPF/BOPFSP	*	Uva Highlands	920.00
FBOP/FBOP1		Mount Uva	1280.00
FBOPF/FBOPF1		Gonamotawa	1140.00
BOP1		Craig	1380.00
OP/OPA		Mount Uva	1120.00
OP1		Oodoowerre	1300.00
PEKOE/PEKOE1		Mount Uva	1500.00
		Craig	1500.00
		Glenanore	1500.00

NUWARA ELIYA			
BOP	*	Lovers Leap	910.00
BOPSP		-	
BOPF/BOPFSP	*	Lovers Leap	750.00
FBOP/FBOP1		Court Lodge	1300.00
OP/OPA		Court Lodge	1020.00
PEKOE/PEKOE1		Court Lodge	1380.00

WESTERN MEDIUM			
BOP		Uplands	1300.00
BOPSP		Craighead	1080.00
BOPF/BOPFSP		Vellai Oya	880.00
FBOP/FBOP1		Craighead	2000.00
FBOPF/FBOPF1		Dartry Valley	1380.00
BOP1		Harangalla	1900.00
OP/OPA		Dartry Valley	1400.00
OP1		Craighead	1950.00
PEKOE/PEKOE1		Craighead	2450.00

UVA MEDIUM			
BOP		Demodera 'S'	1080.00
BOPSP	*	Halpewatte Uva	1040.00
BOPF/BOPFSP		Dickwella	1040.00
FBOP/FBOP1	*	Adawatte	1550.00
FBOPF/FBOPF1	*	Halpewatte Uva	1160.00
		Gonakelle	1160.00
		Tinioya	1160.00
BOP1		Sarnia Plaiderie	1400.00
OP/OPA	*	Telbedde	1160.00
OP1	*	Halpewatte Uva	1500.00
		Telbedde	1500.00
PEKOE/PEKOE1		Dickwella	1800.00

CTC LOW			
PF1	*	Hingalgoda CTC	1240.00
		Kalubowitiyana CTC	1240.00
		Liyonta CTC	1240.00
BP1		Suduwelipothahena CTC	810.00
BPS		-	
OF	*	Peakwatta CTC	710.00

UDA PUSSELLAWA			
BOP		Luckyland	790.00
BOPSP		Luckyland	790.00
BOPF/BOPFSP		Kirklees	900.00
FBOP/FBOP1		Alma	1240.00
FBOPF/FBOPF1		Alma	1120.00
BOP1		Blairlomond	1120.00
OP/OPA		Alma	1160.00
OP1		Alma	1460.00
PEKOE/PEKOE1		Alma	1600.00

CTC HIGH			
PF1	*	Ulugedara CTC	920.00
BP1		Mount Vernon CTC	780.00
BPS		Mount Vernon CTC	720.00
OF		-	

CTC MEDIUM			
PF1	*	Donside CTC	880.00
BP1		Donside CTC	780.00
BPS		Aultmore CTC	650.00
		Ringwood CTC	650.00
OF		-	



TOP PRICES (SALE NO. 26 – 04TH / 05TH JULY 2023)



LOW			
BOP		Hidellana	2500.00
BOPSP		Ihalapanapitiya	1850.00
BOPF		Pothotuwa	1700.00
BOPFSP		Kolonna Super	1460.00
FBOP		Sithaka	2350.00
FBOP1		Wattahena	1800.00
FBOPF		Ceyenta	1480.00
		Hidellana	1480.00
FBOPF1		Galaboda Group	1550.00
		New J.S.P	1550.00
		Pothotuwa	1550.00
		Adams View	1550.00
		Hidellana	1550.00
BOP1		New Vithanakanda	2900.00
OP1		Pothotuwa	3500.00
OP		Lumbini	1650.00
OPA		Lumbini	1900.00
PEKOE		Lumbini	2450.00
PEKOE1		Golden Garden	2400.00

PREMIUM			
FBOPFSP		Muswenna	2950.00
FBOPFEXSP		New Falcon Lanka	3650.00
FBOPFEXSP1		Galatara	4250.00

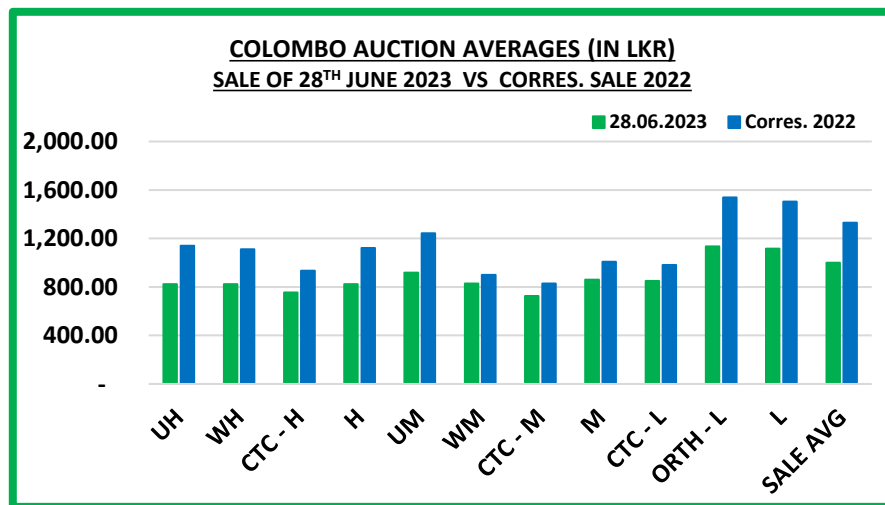
DUST			
DUST1	*	Mattakelle	1460.00
P.DUST		Suduwelipothahena CTC	1280.00

OFF GRADES			
FNGS/FNGS1		Haritha	850.00
PFNGS	**	Hingalgoda CTC	1200.00
BM		Unawatuna	1120.00
BP		Allen Valley	1020.00
		Hidellana	1020.00
BOP1A		Chandrika Estate	1360.00

**** MORE THAN ONE TOP PRICE OBTAINED**
*** TEAS SOLD BY JOHN KEELLS PLC**
+ ALL TIME RECORD PRICE
++ ALL TIME RECORD PRICE EQUALED

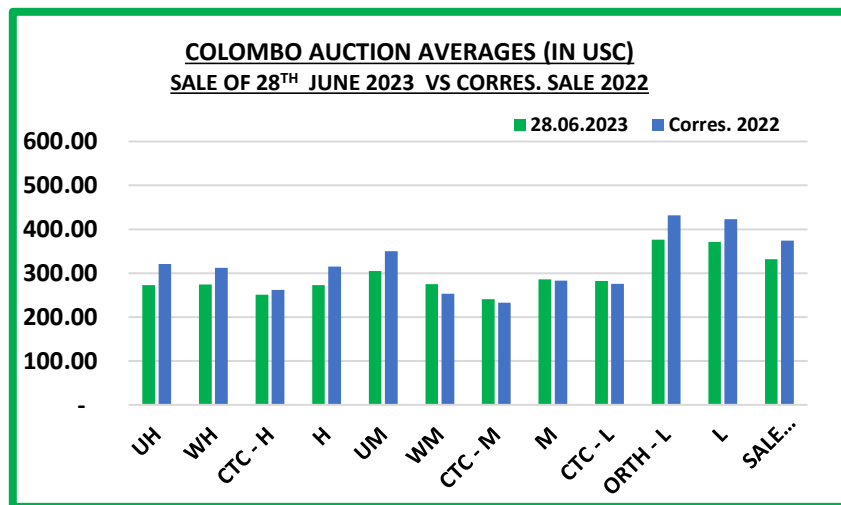


COLOMBO AUCTION AVERAGES



	Sale of 21/06/2023 In LKR	Sale of 28/06/2023 In LKR	Corres. 2022 In LKR
Uva High Grown	818.37	822.96	1141.22
Western High Grown	851.68	823.79	1110.52
CTC High Grown	796.87	755.47	933.38
Summary of High Grown	840.06	823.51	1122.17
Uva Medium Grown	884.95	918.23	1244.00
Western Medium Grown	829.85	828.76	900.80
CTC Medium Grown	759.49	725.52	829.12
Summary of Medium Grown	848.44	861.16	1007.62
CTC Low Grown	863.62	849.61	982.01
Orthodox Low Grown	1100.12	1133.72	1537.64
Summary of Low Grown	1087.92	1115.77	1505.13
TOTAL SALE AVERAGE	982.79	1000.82	1330.89

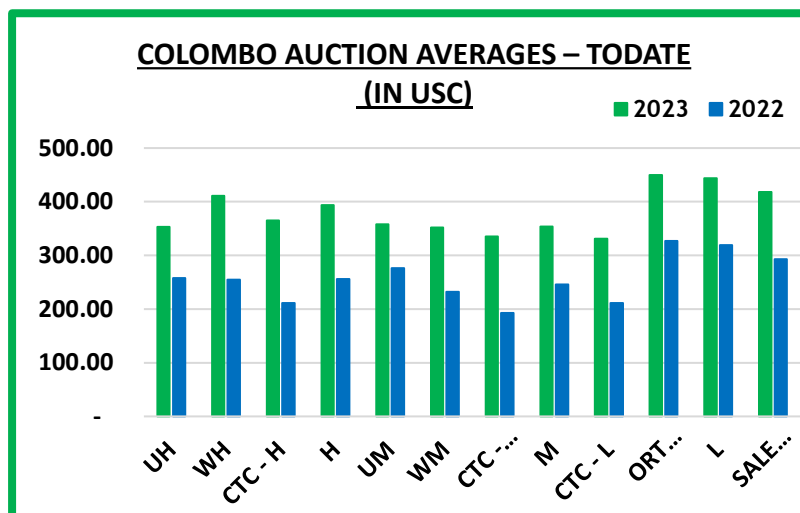
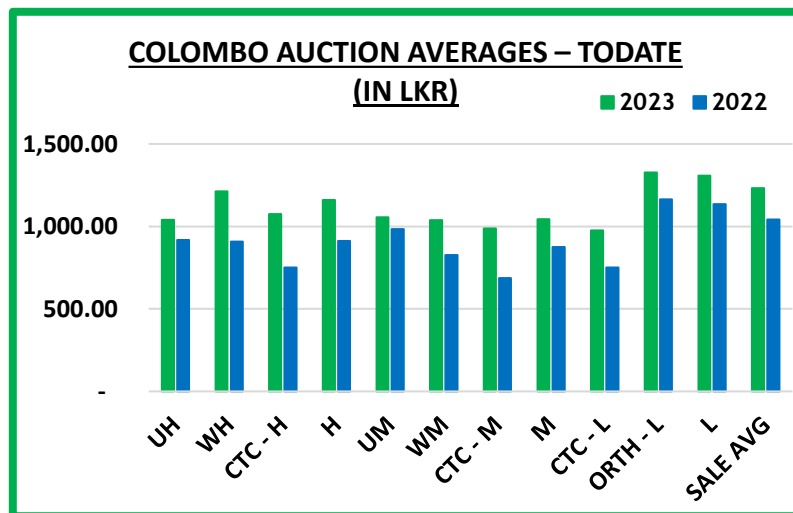
COLOMBO AUCTION AVERAGES



	Sale of 21/06/2023 In USC	Sale of 28/06/2023 In USC	Corres. 2022 In USC
Uva High Grown	274	273	321
Western High Grown	285	274	312
CTC High Grown	267	251	262
Summary of High Grown	281	273	315
Uva Medium Grown	296	305	350
Western Medium Grown	278	275	253
CTC Medium Grown	254	241	233
Summary of Medium Grown	284	286	283
CTC Low Grown	289	282	276
Orthodox Low Grown	369	376	432
Summary of Low Grown	364	371	423
TOTAL SALE AVERAGE	329	332	374



COLOMBO AUCTION AVERAGES



January to Date (Sale No.25)	2023 LKR	2022 LKR	2023 USC	2022 USC
Uva High Grown	1040.77	917.88	353	258
Western High Grown	1212.20	908.35	411	255
CTC High Grown	1074.60	751.75	365	211
Summary of High Grown	1160.52	911.35	394	256
Uva Medium Grown	1055.69	983.49	358	276
Western Medium Grown	1037.27	827.09	352	232
CTC Medium Grown	988.46	686.22	335	193
Summary of Medium Grown	1043.15	875.61	354	246
CTC Low Grown	976.30	750.50	331	211
Orthodox Low Grown	1327.66	1164.41	450	327
Summary of Low Grown	1308.16	1135.68	444	319
TOTAL SALE AVERAGE	1232.90	1042.58	418	293



COLOMBO AUCTION AVERAGES

FROM 01 ST TO 28 TH JUNE 2023	LKR
Uva High Grown	830.85
Western High Grown	860.15
Summary of High Grown	850.27
Uva Medium Grown	887.06
Western Medium Grown	831.67
Summary of Medium Grown	850.49
Summary of Low Grown	1068.78
TOTAL SALE AVERAGE	976.02



NATIONAL ELEVATIONAL AVERAGES

NATIONAL ELEVATIONAL AVERAGES – JUNE 2023				
Elevation	MONTH		TODATE	
	QUANTITY - KG	AVERAGE - RS. / KG	QUANTITY - KG	AVERAGE - RS. / KG
ORTHODOX				
UVA-HIGH	1,886,014	823.46	8,129,663	1,045.17
WESTERN-HIGH	3,365,725	864.52	16,735,437	1,238.37
UVA-MEDIUM	1,433,222	872.52	6,609,004	1,048.76
WESTERN-MEDIUM	1,975,412	861.53	9,837,970	1,061.03
LOW	12,366,964	1,087.25	70,683,124	1,329.73
TOTAL	21,027,337	992.10	111,995,197	1,255.24
CTC				
UVA-HIGH	38,812	999.95	328,737	1,210.95
WESTERN-HIGH	310,919	785.19	1,807,715	1,076.24
WESTERN-MEDIUM	804,479	755.84	4,034,799	981.46
LOW	1,017,719	856.88	6,460,563	977.23
TOTAL	2,171,929	811.75	12,631,814	998.83
OTH/CTC				
UVA-HIGH	1,924,826	827.02	8,458,400	1,051.61
WESTERN-HIGH	3,676,644	857.81	18,543,152	1,222.56
UVA-MEDIUM	1,433,222	872.52	6,609,004	1,048.76
WESTERN-MEDIUM	2,779,891	830.94	13,872,769	1,037.89
LOW	13,384,683	1,069.74	77,143,687	1,300.21
TOTAL	23,199,266	975.22	124,627,011	1,229.25
GREEN				
UVA-HIGH	10,415	1,250.96	244,409	1,366.35
WESTERN-HIGH	42,831	1,421.25	339,865	1,497.86
UVA-MEDIUM	53,865	1,310.68	219,470	1,588.54
WESTERN-MEDIUM	36,436	1,343.86	257,480	1,440.70
LOW	0	0.00	1,613	5,841.67
TOTAL	143,547	1,347.76	1,062,837	1,479.09



NATIONAL ELEVATIONAL AVERAGES – Continued;

ORGANIC TEAS				
UVA-HIGH	33,072	1,406.82	128,087	1,476.72
WESTERN-HIGH	0	0.00	28,422	1,476.43
WESTERN-MEDIUM	7,853	1,118.23	96,333	1,947.38
LOW	3,599	2,872.33	40,023	3,234.57
TOTAL	44,524	1,474.38	292,865	1,871.74
SPECIAL TEA				
UVA-HIGH	79	19,430.57	443	17,057.37
WESTERN-HIGH	243	23,884.77	11,863	5,657.05
UVA-MEDIUM	43	20,674.42	154	20,426.71
WESTERN-MEDIUM	5,431	1,735.96	53,256	1,707.83
LOW	198	22,174.68	1,595	18,479.59
TOTAL	5,993	3,675.25	67,311	2,945.04
BLACK TEA SALES FROM REFUSE TEA PROCESSING CENTRES				
UVA-HIGH	75,430	650.38	392,401	730.99
WESTERN-HIGH	182,148	673.93	983,077	825.50
UVA-MEDIUM	10,552	697.27	54,003	773.42
WESTERN-MEDIUM	9,440	668.99	106,073	704.71
LOW	97,583	699.12	663,108	771.62
TOTAL	375,153	676.28	2,198,662	785.28
COMPOSITE NATIONAL AVERAGES				
HIGH GROWN	5,945,688	848.57	29,130,118	1,160.73
MEDIUM GROWN	4,336,733	856.12	21,268,541	1,055.43
LOW GROWN	13,486,063	1,067.85	77,850,026	1,297.15
ALL TEA AVERAGE	23,768,483	974.36	128,248,686	1,226.08



ALL BROKERS PRIVATE SALE FIGURES (FOR THE PERIOD – 26TH JUNE TO 01ST JULY 2023)

	WEEKLY	TODATE
High & Medium	36,077.70	1,097,829.69
Low	19,871.20	284,572.75
Green Tea	41,581.00	869,460.75
Organic Tea	1,400.00	301,898.36
BMF	78,648.00	1,281,416.00
Direct Sales	-	-
Forward Contract	52,200.00	1,543,568.00





- **Crop and Weather**
- **Crop Figures**
- **Tea News**

CROP AND WEATHER - FOR THE PERIOD OF – 26TH JUNE TO 02ND JULY 2023



Western

Dull weather conditions were reported at the beginning of the week in the Bogowantalawa district whilst rainy weather conditions prevailed thereafter. Rainfall was experienced throughout the week in Dickoya and Agarapatana districts.



Nuwara Eliya

Bright mornings with evening showers were recorded throughout the week in the Kandapola District. Dull weather conditions were recorded at the beginning of the week in the Nuwara Eliya district whilst rainy weather conditions prevailed thereafter.



Uva

Dry weather conditions were reported at the beginning of the week in the Haputale district whilst rainy weather conditions prevailed thereafter. Dry weather was experienced throughout the week in Lunugala and Badulla districts.



Low Grown

Rainfall was recorded throughout the week in Rathnapura, Galle and Deniyaya districts.



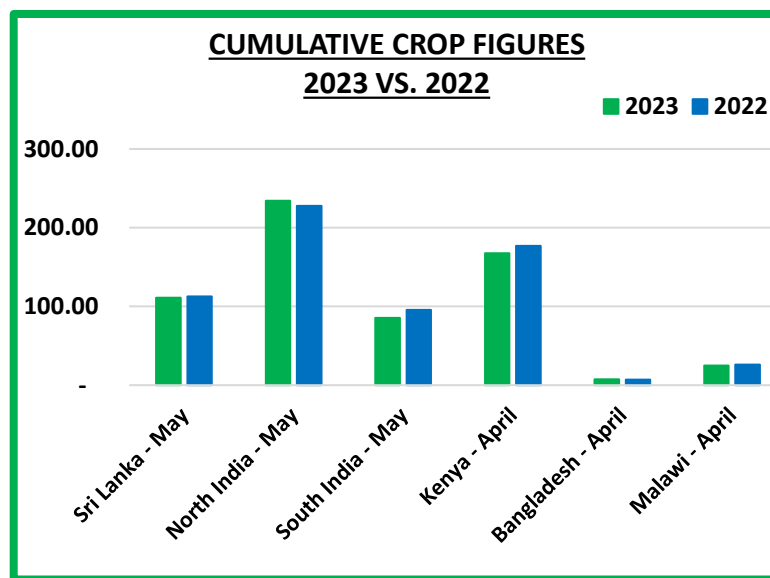
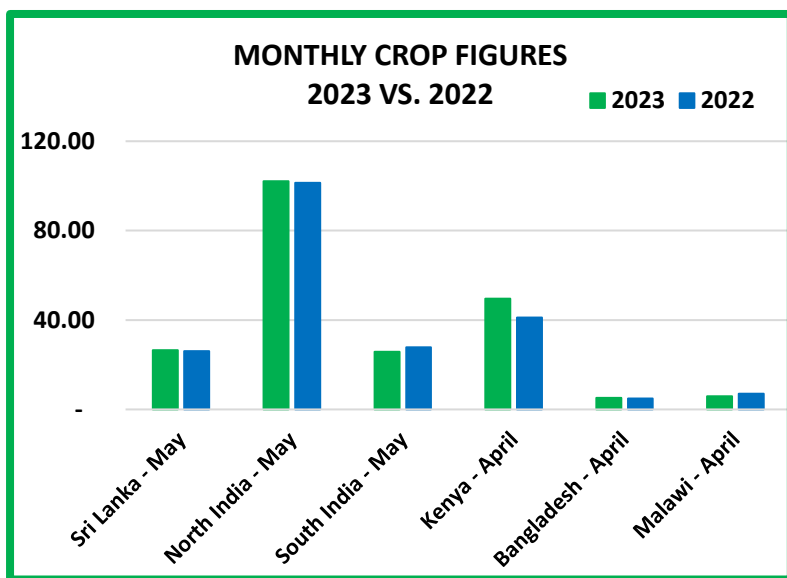
Crop Crop intake in the Western, Nuwara Eliya and Uva/Uda Pussellawa regions are low whilst, there was an increase in crops in the Low grown region.



CROP FIGURES OF MAJOR PRODUCING & EXPORTING COUNTRIES

Country	Month	2023	2022	Cumulative + Inc. / Dec.	Cumulative	2023	2022	Cumulative + Inc. / Dec.
Sri Lanka	May	26.52	26.03	+ 0.49	Upto May	111.08	112.56	- 1.48
North India	May	102.13(E)	101.39	+ 0.74	Upto May	234.26(E)	227.89	+ 6.37
South India	May	25.73(E)	27.79	- 2.06	Upto May	85.58(E)	95.72	- 10.14
Kenya	April	49.49	41.17	+ 8.32	Upto April	167.62	177.00	- 9.38
Bangladesh	April	5.13	4.93	+ 0.20	Upto April	7.60	7.05	+ 0.55
Malawi	April	5.90	7.07	- 1.17	Upto April	24.99	25.97	- 0.98

(E) - Estimated



TEA NEWS AROUND THE GLOBE

MOMBASA MARKET

SALE NO. 27 – SALE OF 03RD, 04TH & 05TH JULY 2023

Declined interest for the 255,598 packages (16,792,901.00 kilos) on offer at irregularly easier levels with 52.72% remaining unsold.

OFFERINGS

Leaf Grades	-	149,220 packages (9,729,252.00 kilos) – 62.75% unsold.
Dust Grades	-	72,410 packages (5,381,961.00 kilos) – 50.13% unsold.
Secondary Grades	-	33,968 packages (1,684,688.00 kilos) – 14.20% unsold.

MARKETS

There was more selective interest from **Pakistan Packers** with maintained activity from **Yemen** and **other Middle Eastern countries**. **Kazakhstan** and **other CIS States** showed selective support while **Afghanistan** and **Bazaar** were less active. **Egyptian Packers** lent good enquiry at easier levels with **UK** active but selective. **Sudan, Iran** and **Russia** were absent. **Local Packers** were selective on account of price while **Somalia** maintained activity at the lower end of the market.

LEAF GRADES (M2)

BP1:

Best – Irregular ranging between firm to USC4 above last levels with selected lines advancing by USC13; some lines were discounted by up to USC10.

Brighter – Steady to USC2 dearer where sold but many teas remained unsold.

Mediums – KTDA mediums were neglected without bids and held value where sold; plantation mediums were irregularly discounted by up to USC20.

Lower Medium – Were easier by up to USC14.

Plainer – Fair absorption but at irregular rates and varied between firm to USC9 dearer to easier by up to USC15.

PF1:

Best – Met irregular enquiry and varied between steady to USC12 above previous levels to easier by up to USC10.

Brighter – Firm to USC7 below last levels.

Mediums – KTDA mediums held value where sold while plantation mediums saw irregular interest varying between steady to mostly easier by up to USC21 but a few invoices were up to USC8 dearer.

Lower Medium – Firm to USC10 dearer for selected lines to mostly easier by up to USC17.

Plainer – Steady to mostly USC10 below previous rates but some lines gained up to USC4.

DUST GRADES (M1)

PDUST:

Best – Saw irregular interest and ranged between firm to USC12 dearer to USC11 below last levels.

Brighter – Steady to USC7 above previous rates to easier by up to USC10.

Mediums – KTDA mediums were firm where sold while plantations met good enquiry at irregular rates ranging from steady to USC6 dearer to easier by up to USC4.

Lower Medium – Firm to USC6 dearer to easier by a similar margin.

Plainer – Met irregular interest at steady to USC2 above last rates to mostly easier by up to USC17.



TEA NEWS AROUND THE GLOBE



MOMBASA MARKET – Continued ;

DUST1:

Best – Firm to USC7 easier with some lines discounted by up to USC17.

Brighter – Held value where sold but some lines lost up to USC6.

Mediums – KTDA mediums mostly remained without bids but were firm where sold with plantations steady to USC4 above previous rates.

Lower Medium – Saw irregular interest ranging between firm to mostly easier by up to USC14 but a few lines marginally gained USC6.

Plainer – Were easier by up to USC25 but a few Invoices were steady to USC4 above previous levels.

SECONDARY GRADES (\$1)

In the Secondary Catalogues, best **BPs** eased while others were dearer with **PFs** discounted. Clean well sorted coloury **Fannings** were easier with **similar DUSTs** shedding value. **Other Fannings** eased while **DUSTs** were about steady. **BMFs** were readily absorbed.

QUOTATIONS	BP1 – USC	PF1 – USC
Best	255 – 280	262 – 313
Good	255 - 257	262 – 269
Good Medium	255 - 259	262 – 271
Medium (KTDA)	250 – 252	250 – 254
Medium (Plantations)	180 – 200	128 – 204
Lower Medium	093 – 160	105 – 176
Plainer	050 – 116	050 – 148

AUCTION	KENYA 2022 \$	KENYA 2023 \$	TOTAL 2022 \$	TOTAL 2023 \$
24	2.40	2.18	2.23	1.99
25	2.35	2.15	2.16	1.95
26	2.42	2.12	2.24	1.90

SOURCE : AFRICA TEA BROKERS LTD.



SILIGURI MARKET

SALE NO. 26 – SALE OF 01ST JULY 2023

1. **MARKET DESCRIPTION :**
 - DEMAND – FAIR.
 - ALL SORTS WERE IRREGULAR AND EASIER WITH NOTICEABLE OUT LOTS IN THE COMMON/PLAINER VARIETIES.
 - ALL SECTIONS OPERATED.
 - TO-DATE ARRIVALS AT ALL NORTH INDIA AUCTION CENTERS CONTINUE TO BE BELOW LAST YEAR.

2. TOTAL AUCTION WEIGHTED AVERAGE (₹)

	2023-24			2022-23			UPTO SALE - 26		
	SALE - 26	SALE - 25	+/-	SALE - 26	SALE - 25	+/-	2023-24	2022-23	2021-22
CTC	187.47	187.16	0.32	199.00	205.64	-6.65	183.59	200.69	209.51
DUST	184.75	181.26	3.49	193.47	188.97	4.50	179.03	189.98	196.41
TOTAL	187.14	186.44	0.70	198.40	203.73	-5.32	183.10	199.49	208.01

SOURCE: PARCON INDIA PVT LTD

GUWAHATI MARKET

SALE NO. 26 – SALE OF 01ST JULY 2023

1. **MARKET DESCRIPTION :**
 - GOOD DEMAND FOR GOOD/BEST TEAS WHILE FAIR FOR REMAINDER.
 - LEVELS WERE FIRM TO OCCASIONALLY DEARER FOR IMPROVED VARIETIES IN ALL CATEGORY WHILE THE BROWNER & PLAINER SORTS SOLD AROUND LAST LEVELS.
 - PREMIUM DUST WERE WELL COMPETED FOR WHILE BETTER MEDIUM & MEDIUM VARIETIES WERE EASIER & FACED WITHDRAWALS.
 - WI BUYERS ACTIVE ON IMPROVED TEAS.
 - HUL & TCPL OPERATED WITH SUPPORT FROM INTERNAL SECTION.
 - SELECTIVE EXPORT ENQUIRY.

2. TOTAL AUCTION WEIGHTED AVERAGE (₹)

	2023-24			2022-23			UPTO SALE - 26		
	SALE - 26	SALE - 25	+/-	SALE - 26	SALE - 25	+/-	2023-24	2022-23	2021-22
CTC	218.57	216.17	2.41	215.00	215.21	-0.21	209.79	206.78	221.56
DUST	200.86	205.49	-4.63	209.10	211.25	-2.15	200.02	198.46	213.72
TOTAL	213.64	213.09	0.55	213.32	214.17	-0.85	207.05	204.55	219.33

SOURCE: PARCON INDIA PVT LTD





TEA NEWS AROUND THE GLOBE

KOLKATA ORTHODOX / CTC MARKET

SALE NO. 26 – SALE OF 01ST JULY 2023

1. Market Description :

- GOOD DEMAND.
- CLEAN, WELL MADE TEAS ALONG WITH THE TIPPIER SORTS WERE READILY ABSORBED.
- IMPROVED 1ST LINE W/L & LIQUORING FANNINGS APPRECIATED WITH COMPETITION.
- REMAINDER WERE IRREGULAR AROUND LAST AND AT TIMES LOWER FOLLOWING QUALITY, PARTICULARLY THE BOLDER WHOLE LEAF & SECONDARIES.
- EXPORTERS TO THE CIS AND MIDDLE EAST OPERATED WITH SOME CONTINENTAL ENQUIRY.

	WHOLE LEAF		BROKENS		FANNINGS
	1ST LINE	2ND LINE	LARGER	SMALLER	LEAFY
TIPPY	600-1900	NQ	400-850+	350-550+	NQ
BEST	400-500+	290-320+	290-350	260-300+(N)	200-280(N)
GOOD	300-370	260-280	250-280+	210-250	150-180
MEDIUM	230-280	220-250	210-240	170-210	120-140+

1. Market description :

- DEMAND- FAIR.
- SELECT BRIGHTER ASSAMS WERE BARELY STEADY, REMAINDER WERE IRREGULAR AND AT TIMES TENDEDEASIER.
- BETTER MEDIUMS AND MEDIUM SORTS MOVED WELL. DOOARS SOLD AROUND LAST.
- DEMAND AND LEVELS FOR DUST GRADES OPENED WEAK HOWEVER FIRMED WITH THE PROGRESS OF THE SALE.
- WI WERE ACTIVE WITH SUPPORT FROM MAJOR BLENDERS, EXPORTERS AND INTERNAL TRADE.

2. TOTAL AUCTION WEIGHTED AVERAGE (₹)

	2023-24			2022-23			UPTO SALE - 26		
	SALE - 26	SALE - 25	+/-	SALE - 26	SALE - 25	+/-	2023-24	2022-23	2021-22
CTC	242.74	236.90	5.84	252.62	253.40	-0.78	214.00	224.61	226.15
DUST	252.04	246.94	5.09	273.61	277.70	-4.09	233.11	243.05	224.07
TOTAL	245.80	239.97	5.83	258.88	260.00	-1.12	218.94	229.59	225.62

SOURCE: PARCON INDIA PVT LTD



UPCOMING AUCTION DETAILS

Auction No.	28		27	
Dates	18 th / 19 th July 2023		11 th / 12 th July 2023	
	No. of Lots	Qty – kg	No. of Lots	Qty – kg
Ex-Estate	806	919,185	828	945,822
Main Sale Total	10,233	5,118,201	10,501	5,261,076
High & Medium	1,560	766,539	1,611	774,845
Low Grown – Leafy	2,146	889,296	2,280	982,924
Low Grown – Semi Leafy	1,502	652,733	1,495	653,305
Low Grown Tippy	1,617	770,925	1,709	818,155
Premium / Flowery	287	48,126	283	46,690
Off Grades	2,508	1,373,263	2,523	1,388,753
Dust	613	617,319	600	596,404
Grand Total	11,039	6,037,386	11,329	6,206,898
Reprints	647	373,561	723	391,315
Total No. of Lots on Offer	11,039		11,329	
Total Quantity on Offer (kg)	6,037,386		6,206,898	



SCHEDULED CLOSING DATES

Auction No.	Date of Sale	Ex-Estate	Main Sale
29	25 th / 26 th July 2023	06/07/2023	06/07/2023
30	31 st July / 02 nd August 2023	13/07/2023	13/07/2023
31	08 th / 09 th August 2023	20/07/2023	20/07/2023

PROMPT DATES

Auction No.	Buyers	Sellers
27	18/07/2023	19/07/2023
28	25/07/2023	26/07/2023
29	02/08/2023	03/08/2023



ORDER OF SALE (SALE NO. 27 – 11TH / 12TH JULY 2023)

Main Sale Order – 1 (Leafy / Semi Leafy / Tippy / Premium / 1A)	Main Sale Order – 2 (H & M / Off Grade / Dust)	Ex-Estate
LANKA COMMODITY BROKERS LTD	LANKA COMMODITY BROKERS LTD	LANKA COMMODITY BROKERS LTD
ASIA SIYAKA COMMODITIES PLC.	CEYLON TEA BROKERS PLC	BARTLEET PRODUCE MARKETING (PVT) LTD
MERCANTILE PRODUCE BROKERS (PVT) LTD	EASTERN BROKERS. LTD.	MERCANTILE PRODUCE BROKERS (PVT) LTD
EASTERN BROKERS. LTD.	JOHN KEELLS PLC	ASIA SIYAKA COMMODITIES PLC.
FORBES & WALKER TEA BROKERS (PVT) LTD	ASIA SIYAKA COMMODITIES PLC.	FORBES & WALKER TEA BROKERS (PVT) LTD
CEYLON TEA BROKERS PLC	MERCANTILE PRODUCE BROKERS (PVT) LTD	EASTERN BROKERS. LTD.
BARTLEET PRODUCE MARKETING (PVT) LTD	FORBES & WALKER TEA BROKERS (PVT) LTD	CEYLON TEA BROKERS PLC
JOHN KEELLS PLC	BARTLEET PRODUCE MARKETING (PVT) LTD	JOHN KEELLS PLC

[DB : HR / SG]





“

Coming together is a beginning, keeping together is progress, working together is success.

– *Henry Ford*

”