



# TEA MARKET REPORT

## JOHN KEELLS PLC

**SALE NO.26 – 05<sup>TH</sup> / 06<sup>TH</sup> JULY 2022**



# ORDER OF SALE (SALE NO. 26 – 05<sup>TH</sup> / 06<sup>TH</sup> JULY 2022)

Main Sale Order – 1 (Leafy / Semi Leafy / Tippy / Premium / 1A)	Main Sale Order – 2 (H & M / Off Grade / Dust)	Ex-Estate
Lanka Commodity Brokers Ltd	Bartleet Produce Marketing (Pvt) Ltd	Forbes & Walker Tea Brokers (Pvt) Ltd
<b>JOHN KEELLS PLC</b>	Lanka Commodity Brokers Ltd	Asia Siyaka Commodities PLC.
Eastern Brokers. Ltd.	Ceylon Tea Brokers PLC	Lanka Commodity Brokers Ltd
Forbes & Walker Tea Brokers (Pvt) Ltd	Eastern Brokers. Ltd.	Ceylon Tea Brokers PLC
Mercantile Produce Brokers (Pvt) Ltd	<b>JOHN KEELLS PLC</b>	Bartleet Produce Marketing (Pvt) Ltd
Bartleet Produce Marketing (Pvt) Ltd	Asia Siyaka Commodities PLC	<b>JOHN KEELLS PLC</b>
Asia Siyaka Commodities PLC	Mercantile Produce Brokers (Pvt) Ltd	Eastern Brokers. Ltd.
Ceylon Tea Brokers PLC	Forbes & Walker Tea Brokers (Pvt) Ltd	Mercantile Produce Brokers (Pvt) Ltd



## AUCTION DETAILS

Auction No.	26	
Dates	05 <sup>th</sup> / 06 <sup>th</sup> July 2022	
	No. of Lots	Qty – kg
Ex Estate	509	559,890
Main Sale Total	9,245	4,515,907
High & Medium	1,323	650,233
Low Grown - Leafy	1,928	806,940
Low Grown - Semi Leafy	1,215	516,321
Low Grown Tippy	1,638	812,305
Premium / Flowery	353	83,588
Off Grades	2,386	1,295,171
Dust	402	351,349
Grand Total	9,754	5,075,797
Reprints	687	387,433
<b>Total No. of Lots Offered</b>	<b>9,754</b>	
<b>Total Quantity Offered (kg)</b>	<b>5,075,797</b>	

## PROMPT DATES

Auction No.	Buyers	Sellers
26	12/07/2022	14/07/2022



# COMMENTS



The Auction averages for the month of June 2022 recorded at Rs.1,245.22, is an increase of Rs.658.71 in comparison to June 2021, which was at Rs.586.51. When analyzing the respective elevations, the High Grown recorded an average of Rs.1,012.07 which is a positive variance of Rs.461.63 in comparison to Rs.550.44 in June 2021. Medium Grown too recorded a positive variance of Rs.461.69 with an average of Rs.992.39 when compared to Rs.530.70 in June 2021. Similarly, a positive variance of Rs.810.39 was also recorded in the Low Grown with an average of Rs.1,430.48 in comparison to Rs.620.09 in June 2021.

The 0.56Mkg of Ex estate teas on offer met with good demand. Select Best Western High Grown BOPs gained, whilst the below best and plainer varieties appreciated from last week's levels. Select Best Western High Grown BOPFs were dearer, the below best and plainer sorts too, followed a similar trend and appreciated as the sale progressed. Nuwara Eliya BOPs appreciated, the BOPFs too were dearer. Uda Pussellawa BOPs were irregular, the BOPF were dearer. UVA BOPs gained substantially, the BOPFs too were mostly dearer. Low Grown CTC BP1s gained, the High and Medium sorts were irregular. The Low Grown PF1s too appreciated, the High and Medium sorts were irregularly dearer.

The 2.1Mkg of Low Grown teas which were on offer met with good demand. In the Leafy segment, OPs sold at reasonable levels. Better OPAs were dearer, others were firm. OP1s met with good demand. In the Semi Leafy segment, BOP1s were firm. Pekoe varieties were firm to irregularly lower, Pekoe1s met with improved demand. In the Small Leaf segment, well-made FBOPs were dearer, others too met with good demand. FBOPF varieties attracted improved interest. Better FBOPF1s were dearer, others too met with good demand. BOPF.SP, BOPF, BOP.SP and BOPs sold at improved levels. All Premium Flowery teas were dearer.

Turkey, Russia, Iran and the C.I.S countries lent fair support. Libya and Iraq were active.

## ALL TIME RECORD PRICES OBTAINED IN THE JK PLC CATALOGUE

Garden Mark	Grade	Price Rs.	Category	Management Company/ Proprietor
Glenanore	FBOPF1	2550/-	Uva High	Agrapatna Plantations Ltd.
Halpewatte Uva	BOP.SP	2450/-	Uva Medium	Halpewatte Estate (Pvt.) Ltd.
Lovers Leap	BOP	2750/-	Nuwara Eliya	Kelani Valley Plantations PLC
Kalubowitiyana CTC	PF1	2750/-	CTC Low	Kalubowitiyana Tea Factory Ltd.
Berubeula	FBOPF1	5050/-	Low	Berubeula Tea Factory







## MARKET DESCRIPTION

### Western Teas

Select best BOPs gained Rs.50/- to Rs.100/- and more, the below best and plainer varieties too were dearer by a similar margin. Select best BOPFs were dearer by Rs.50/- to Rs.100/-, the below best and plainer varieties appreciated by a similar margin and gained as the sale progressed. Medium BOPs were mostly firm, the BOPFs were tending slightly dearer.

### Nuwara Eliya Teas

BOPs appreciated once again substantially, the BOPFs gained Rs.50/- to Rs.100/- on average.

### Uva Teas

BOPs appreciated Rs.50/- to Rs.100/- and more, the BOPFs too were dearer. Uda Pussellawa BOPs were firm, the BOPFs maintained last levels.

### CTC Teas

Low Grown BP1s gained selectively by Rs.100/- to Rs.200/- following quality, the High and Medium sorts were irregular. Low Grown PF1s gained Rs.200/- to Rs.300/-, the High and Medium sorts were dearer by Rs.50/- to Rs.100/-.

## QUOTATIONS

	BOP – RS.	BOPF – RS.
Good Westerns	1360 - 1650	1360 – 1650
Average Westerns	1260 – 1350	1160 – 1350
Plainer Westerns	1180 – 1240	1100 – 1140
Western Mediums	830 – 2400	780 – 1260
Uva Teas	1280 – 1800	1180 – 1500
Nuwara Eliya Teas	1260 – 2750	1180 – 1280
Uda Pussellawa Teas	1280 – 1400	1000 – 1280
CTC (BP1 and PF1)	580 - 1340	730 - 2750





# MARKET DESCRIPTION

## Low Grown

Select best and best wiry OP1s met with improved demand, bolder types too were firm to dearer, stalky secondaries however declined from last levels. Better twisted OPs were firm to dearer, secondaries however declined irregularly. Well-made OPAs gained by Rs.50/- to Rs.80/-, below best types too met with fair demand. Well-made BOP1s along with the bolder types gained Rs.50/- to Rs.80/-. Select best Pekoes along with the bolder invoices were firm on last, secondaries were irregular. Shorty Pekoe1s were dearer by Rs.70/- to Rs.100/-, reducers too met with good demand.

Select best and best BOPs were dearer by Rs.20/- to Rs.30/-, below best and secondary types were firm. BOP.SP.s and BOPF.SP.s met with very good demand. BOPFs followed a similar trend. Select best and best FBOPF1s were dearer by Rs.30/- to Rs.40/-, below best types met with very good demand, secondaries were firm. Well-made FBOPs in the select best category were dearer by Rs.20/- to Rs.30/-, best types too were dearer by Rs.30/- to Rs.40/-, others were firm. FBOPF varieties met with good demand. All Premium Flowery teas met with good demand.

## Off Grades

Select best and best FGS1s were dearer by Rs.20/- to Rs.40/-, below best and poorer types showed a similar trend. Select best and best BMs were firm, below best and poorer types were dearer by Rs.50/- to Rs.70/-. All BPs were firm. All BOP1As gained by Rs.30/- to Rs.50/- and more at times.

## Dust

Select best and best Dust1s appreciated Rs.10/- to Rs.20/- and more at times, below best types were firm to dearer by Rs.10/- to Rs.15/-, poorer sorts appreciated Rs.10/- to Rs.15/-. High and Medium CTCs were dearer by Rs.15/- to Rs.20/-. Low Grown CTCs appreciated by Rs.30/- to Rs.40/-. Low Grown Dust / Dust1s were irregularly dearer by Rs.5/- to Rs.10/-.



# QUOTATIONS

	Select Best	Best	Below Best	Others
<b>LIQUORING</b>				
DUST-1	1100.00 - 1480.00	980.00 - 1080.00	900.00 - 970.00	750.00 - 880.00
<b>OFF GRADES</b>				
FGS1	1040.00 - 1260.00	900.00 - 1030.00	750.00 - 890.00	450.00 - 740.00
FGS	1100.00 - 1220.00	800.00 - 1090.00	650.00 - 790.00	400.00 - 640.00
<b>LOW GROWNS</b>				
FBOPF / FFSP / FFEXSP	4500.00 - 10350.00	3500.00 - 4400.00	2000.00 - 3400.00	1000.00 - 1900.00
BOP	2100.00 - 2950.00	1400.00 - 2000.00	1100.00 - 1300.00	850.00 - 1050.00
BOPSP	1900.00 - 2650.00	1300.00 - 1800.00	1100.00 - 1250.00	850.00 - 1050.00
BOPF	1600.00 - 2950.00	1200.00 - 1500.00	900.00 - 1100.00	700.00 - 820.00
FBOPF1	2000.00 - 5050.00	1600.00 - 1900.00	1100.00 - 1500.00	800.00 - 1050.00
FBOP	2400.00 - 3550.00	1700.00 - 2300.00	1300.00 - 1600.00	900.00 - 1200.00
BOP1	3900.00 - 4150.00	3100.00 - 3750.00	2500.00 - 3050.00	1200.00 - 2000.00
OP1	3650.00 - 4200.00	2500.00 - 3200.00	2200.00 - 2450.00	500.00 - 700.00
OP	2300.00 - 2800.00	1700.00 - 2000.00	1500.00 - 1650.00	700.00 - 1000.00
OPA	1700.00 - 2650.00	1400.00 - 1550.00	1000.00 - 1200.00	700.00 - 900.00
PEKOE	1700.00 - 2600.00	1400.00 - 1550.00	1000.00 - 1300.00	800.00 - 950.00
PEKOE1	2300.00 - 2600.00	1800.00 - 2250.00	1400.00 - 1600.00	900.00 - 1100.00
DUST / DUST1	1400.00 - 1900.00	1000.00 - 1300.00	900.00 - 980.00	700.00 - 890.00



- **Top Prices**
- **Colombo Auction Averages**
- **National Elevational Averages**
- **All Brokers Private Sale Figures**





# TOP PRICES (SALE NO. 26 – 05<sup>TH</sup> / 06<sup>TH</sup> JULY 2022)



WESTERN HIGH			
BOP		Torrington	2100.00
BOPSP		Bambrakelly	1700.00
BOPF/BOPFSP		Great Western	1650.00
FBOP/FBOP1		Torrington	2500.00
FBOPF/FBOPF1	+	Bambrakelly	2350.00
BOP1	+	Glenloch	3150.00
OP/OPA	*	<b>Venture</b>	<b>1800.00</b>
OP1	*	<b>Venture</b>	<b>2500.00</b>
		Bambrakelly	2500.00
PEKOE/PEKOE1		Torrington	1850.00

UVA HIGH			
BOP		Glenanore	2300.00
BOPSP	+	Ranaya	2450.00
BOPF/BOPFSP	*	<b>Spring Valley</b>	<b>1850.00</b>
FBOP/FBOP1	+	Gonamotawa	3200.00
FBOPF/FBOPF1	*+	<b>Glenanore</b>	<b>2550.00</b>
BOP1	+	Glenanore	3300.00
OP/OPA	*	<b>Glenanore</b>	<b>1900.00</b>
	*	<b>Spring Valley</b>	<b>1900.00</b>
		Uvakellie	1900.00
OP1		Glenanore	2450.00
		Uvakellie	2450.00
PEKOE/PEKOE1		Glenanore	2050.00

NUWARA ELIYA			
BOP	*+	<b>Lovers Leap</b>	<b>2750.00</b>
	+	Mahagastotte	2750.00
BOPF/BOPFSP		Mahagastotte	1280.00
FBOP/FBOP1		Court Lodge	1850.00
OP/OPA		Court Lodge	760.00
PEKOE/PEKOE1		Mahagastotte	1060.00

WESTERN MEDIUM			
BOP		Harangalla	2400.00
		Dartry Valley	2400.00
BOPSP	++	Hatale	2250.00
BOPF/BOPFSP		Craighead	1800.00
FBOP/FBOP1	+	Hatale	3100.00
FBOPF/FBOPF1	+	Hatale	2650.00
BOP1		Galgewatta	2800.00
OP/OPA		Uplands	1800.00
OP1		Dekinda	2450.00
PEKOE/PEKOE1		Dartry Valley	2050.00

UVA MEDIUM			
BOP	+	Demodera 's'	2400.00
BOPSP	*+	<b>Halpewatte Uva</b>	<b>2450.00</b>
BOPF/BOPFSP	++	Dickwella	2350.00
FBOP/FBOP1	+	Dickwella	3350.00
FBOPF/FBOPF1	+	Wewesse	2550.00
BOP1		Demodera 's'	3250.00
		Glen Alpin	3250.00
OP/OPA		Wewesse	1950.00
OP1	*	<b>Halpewatte Uva</b>	<b>2850.00</b>
		Dickwella	2850.00
PEKOE/PEKOE1		Dickwella	1950.00

CTC LOW			
PF1	*+	<b>Kalubowitiyana CTC</b>	<b>2750.00</b>
BP1		Ceciliyan CTC	1340.00
BPS	-	-	-
OF	*	<b>Peakwatta CTC</b>	<b>680.00</b>

UDA PUSSELLAWA			
BOP		Kirklees	1400.00
BOPSP	+	Alma	2000.00
BOPF/BOPFSP		Kirklees	1280.00
		Ragalla	1280.00
FBOP/FBOP1		Alma	2250.00
FBOPF/FBOPF1	+	Alma	2400.00
BOP1	+	Alma	2550.00
OP/OPA	+	Delmar	2000.00
OP1		Alma	2250.00
PEKOE/PEKOE1		Alma	1650.00

CTC HIGH			
PF1		Dunsinane CTC	1260.00
BP1	*	<b>Florence CTC</b>	<b>640.00</b>
BPS	-	-	-
OF	-	-	-

CTC MEDIUM			
PF1	*	<b>New Peacock CTC</b>	<b>1240.00</b>
BP1	*	<b>Delta CTC</b>	<b>900.00</b>
BPS	-	-	-
OF	-	-	-



# TOP PRICES (SALE NO. 26 – 05<sup>TH</sup> / 06<sup>TH</sup> JULY 2022)



LOW			
BOP	+	Pothotuwa	2950.00
	+	Ceciliyan	2950.00
BOPSP	++	Gunawardana	2650.00
BOPF	+	Hidellana	2950.00
BOPFSP	++	Peak View Super	2650.00
	++	Stream Line	2650.00
	*	<b>Broadlands S.H.</b>	<b>2600.00</b>
FBOP		Nilgiri	3550.00
		Mulatiyana Hills	3550.00
FBOP1		Kamarangapitiya	4350.00
FBOPF		New Vithanakande	4700.00
FBOPF1	*+	<b>Berubeula</b>	<b>5050.00</b>
BOP1		Pothotuwa	4150.00
OP1		Pothotuwa	4200.00
OP		Etambagahawila	2800.00
	*	<b>New Deniyaya</b>	<b>2700.00</b>
OPA		Rotumba	2650.00
PEKOE		Lakvinka	2600.00
		Lumbini	2600.00
PEKOE1		Galatara	2600.00
		Rajjuruwatte Super	2600.00
		Suduwelipothahena Super	2600.00

**\*\* MORE THAN ONE TOP PRICE OBTAINED**  
**\* TEAS SOLD BY JOHN KEELLS PLC**  
**+ ALL TIME RECORD PRICE**  
**++ ALL TIME RECORD PRICE EQUALED**

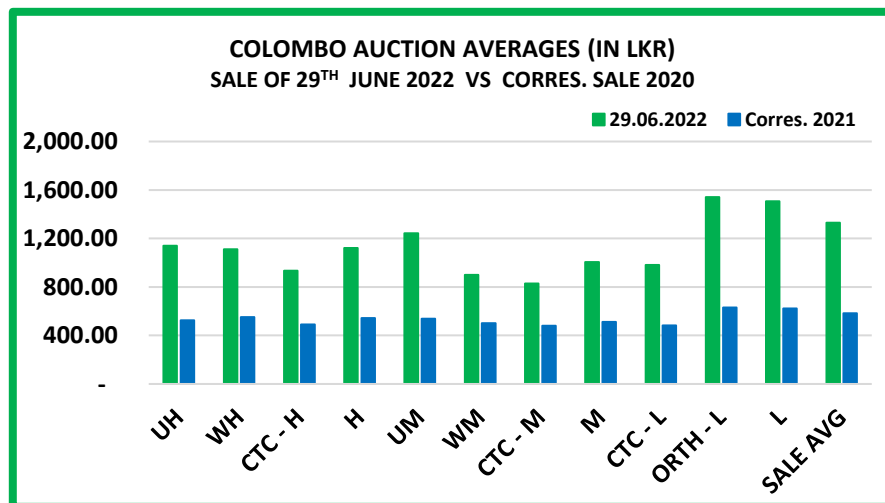
PREMIUM			
FBOPFSP		Brombil	10350.00
		Lions	9950.00
	*	<b>Berubeula</b>	<b>9450.00</b>
FBOPFEXSP		Meddakanda	9950.00
FBOPFEXSP1	++	Brombil	10000.00

DUST			
DUST1		Ceciliyan CTC	2350.00
P.DUST	+	Ceciliyan CTC	3050.00

OFF GRADES			
FNGS/FNGS1	*	<b>Clydesdale</b>	<b>1260.00</b>
PFNGS	*	<b>Hingalgoda CTC</b>	<b>1950.00</b>
BM		Gunawardana	1900.00
BP		Falcon Lanka	1800.00
		Greenwin	1800.00
BOP1A		Morawakkorale	1600.00
		Chandrika Estate	1600.00

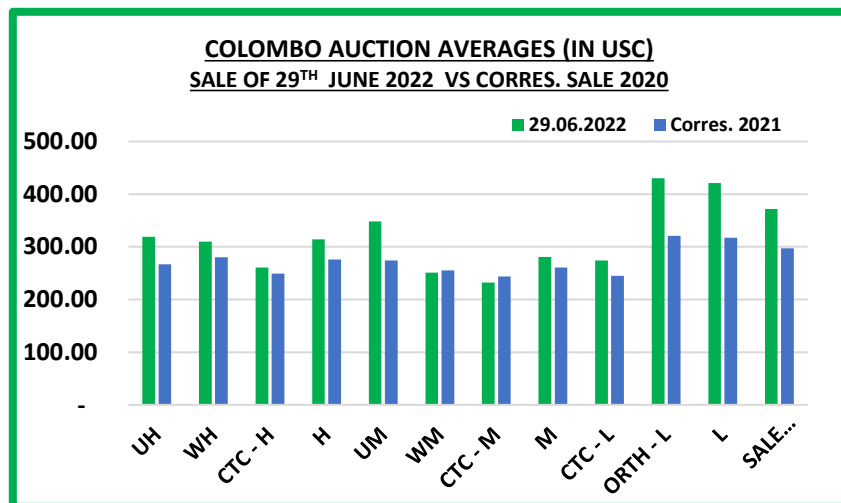


# COLOMBO AUCTION AVERAGES



	Sale of 22/06/2022In LKR	Sale of 29/06/2022 In LKR	Corres. 2021 In LKR
Uva High Grown	1085.50	1141.22	525.10
Western High Grown	1033.79	1110.63	550.58
CTC High Grown	875.72	933.65	490.55
<b>Summary of High Grown</b>	<b>1050.77</b>	<b>1122.24</b>	<b>542.47</b>
Uva Medium Grown	1185.69	1244.00	538.74
Western Medium Grown	907.55	899.00	500.80
CTC Medium Grown	773.60	829.12	479.27
<b>Summary of Medium Grown</b>	<b>995.09</b>	<b>1005.00</b>	<b>512.89</b>
CTC Low Grown	1018.08	982.01	482.07
Orthodox Low Grown	1480.17	1540.44	630.93
<b>Summary of Low Grown</b>	<b>1447.39</b>	<b>1507.62</b>	<b>623.18</b>
<b>TOTAL SALE AVERAGE</b>	<b>1273.69</b>	<b>1330.70</b>	<b>583.62</b>

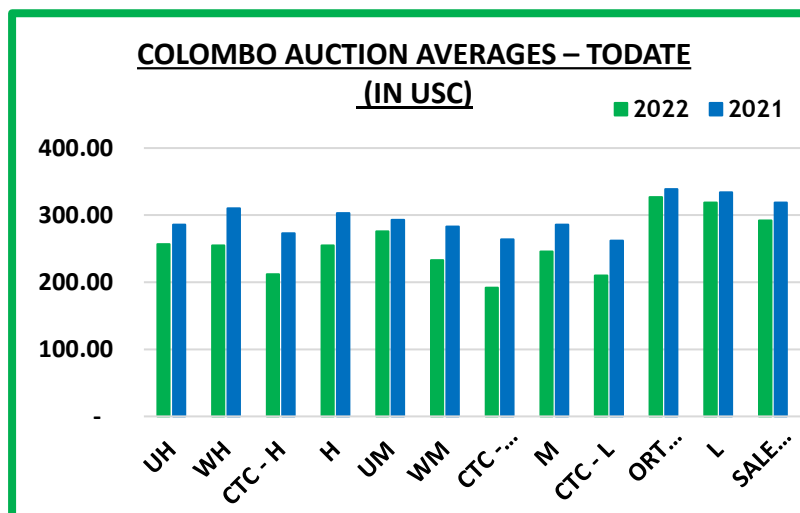
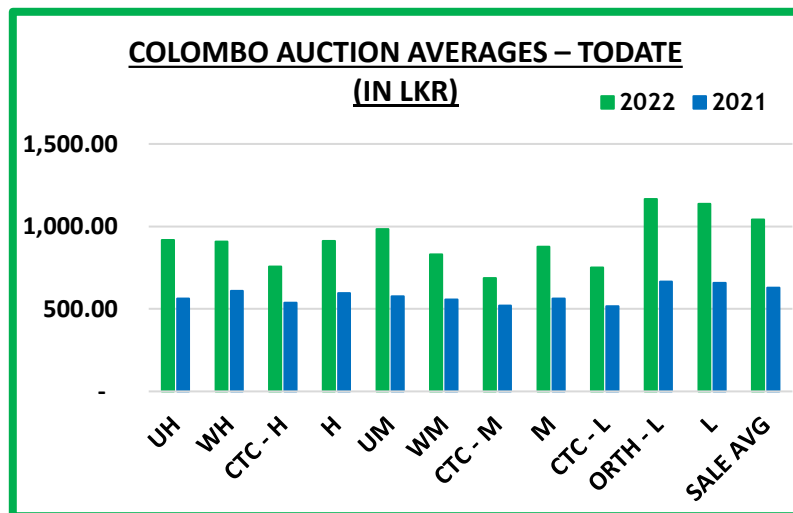
# COLOMBO AUCTION AVERAGES



	Sale of 22/06/2022 In USC	Sale of 29/06/2022 In USC	Corres. 2021 In USC
Uva High Grown	303	319	267
Western High Grown	289	310	280
CTC High Grown	245	261	249
<b>Summary of High Grown</b>	<b>293</b>	<b>314</b>	<b>276</b>
Uva Medium Grown	331	348	274
Western Medium Grown	253	251	255
CTC Medium Grown	216	232	244
<b>Summary of Medium Grown</b>	<b>278</b>	<b>281</b>	<b>261</b>
CTC Low Grown	284	274	245
Orthodox Low Grown	413	430	321
<b>Summary of Low Grown</b>	<b>404</b>	<b>421</b>	<b>317</b>
<b>TOTAL SALE AVERAGE</b>	<b>356</b>	<b>372</b>	<b>297</b>



# COLOMBO AUCTION AVERAGES



January to Date (Sale No.25)	2022 LKR	2021 LKR	2022 USC	2021 USC
Uva High Grown	917.88	562.47	257	286
Western High Grown	908.35	609.46	255	310
CTC High Grown	755.87	537.84	212	273
<b>Summary of High Grown</b>	<b>911.35</b>	<b>596.03</b>	<b>255</b>	<b>303</b>
Uva Medium Grown	983.49	575.89	276	293
Western Medium Grown	830.16	556.63	233	283
CTC Medium Grown	686.22	519.92	192	264
<b>Summary of Medium Grown</b>	<b>876.85</b>	<b>562.32</b>	<b>246</b>	<b>286</b>
CTC Low Grown	750.50	516.08	210	262
Orthodox Low Grown	1165.70	666.15	327	339
<b>Summary of Low Grown</b>	<b>1136.72</b>	<b>657.17</b>	<b>319</b>	<b>334</b>
<b>TOTAL SALE AVERAGE</b>	<b>1042.57</b>	<b>627.90</b>	<b>292</b>	<b>319</b>





# COLOMBO AUCTION AVERAGES

FROM 01 <sup>ST</sup> TO 29 <sup>TH</sup> JUNE 2022	LKR
Uva High Grown	1040.59
Western High Grown	1018.79
<b>Summary of High Grown</b>	<b>1026.57</b>
Uva Medium Grown	1164.23
Western Medium Grown	911.43
<b>Summary of Medium Grown</b>	<b>989.85</b>
<b>Summary of Low Grown</b>	<b>1439.08</b>
<b>TOTAL SALE AVERAGE</b>	<b>1255.58</b>



# NATIONAL ELEVATIONAL AVERAGES

NATIONAL ELEVATIONAL AVERAGES – JUNE 2022				
Elevation	MONTH		TODATE	
	QUANTITY - KG	AVERAGE - RS. / KG	QUANTITY - KG	AVERAGE - RS. / KG
<b>ORTHODOX</b>				
UVA-HIGH	1,760,446	1,040.70	8,739,958	915.59
WESTERN-HIGH	2,816,269	1,036.47	17,569,281	929.73
UVA-MEDIUM	1,289,174	1,155.23	7,201,253	965.55
WESTERN-MEDIUM	1,953,859	950.31	11,106,837	879.55
LOW	11,219,938	1,477.98	72,913,249	1,165.50
<b>TOTAL</b>	<b>19,039,686</b>	<b>1,296.24</b>	<b>117,530,578</b>	<b>1,072.40</b>
<b>CTC</b>				
UVA-HIGH	58,452	1,000.82	501,279	832.59
WESTERN-HIGH	363,090	854.93	1,941,611	752.35
WESTERN-MEDIUM	714,565	787.48	4,128,962	683.14
LOW	1,024,217	961.38	6,767,408	743.06
<b>TOTAL</b>	<b>2,160,324</b>	<b>887.04</b>	<b>13,339,260</b>	<b>729.23</b>
<b>OTH/CTC</b>				
UVA-HIGH	1,818,898	1,039.41	9,241,237	911.09
WESTERN-HIGH	3,179,359	1,015.74	19,510,892	912.08
UVA-MEDIUM	1,289,174	1,155.23	7,201,253	965.55
WESTERN-MEDIUM	2,668,424	906.71	15,235,799	826.33
LOW	12,244,155	1,434.77	79,680,657	1,129.62
<b>TOTAL</b>	<b>21,200,010</b>	<b>1,254.54</b>	<b>130,869,837</b>	<b>1,037.42</b>
<b>GREEN</b>				
UVA-HIGH	25,039	1,065.08	317,652	734.08
WESTERN-HIGH	41,410	1,257.11	282,820	900.16
UVA-MEDIUM	8,806	1,726.48	149,643	932.37
WESTERN-MEDIUM	27,094	1,201.96	207,109	844.06
LOW	2	3,000.00	2	3,000.00
<b>TOTAL</b>	<b>102,351</b>	<b>1,235.95</b>	<b>957,226</b>	<b>837.95</b>



## NATIONAL ELEVATIONAL AVERAGES – Continued;

<b>ORGANIC TEAS</b>				
UVA-HIGH	24,381	1,396.94	112,981	910.79
WESTERN-HIGH	5,926	1,357.56	42,469	951.64
UVA-MEDIUM	16,525	1,663.12	62,180	1,046.72
WESTERN-MEDIUM	19,840	1,641.02	94,521	1,028.30
LOW	6,841	3,064.61	30,877	2,470.84
<b>TOTAL</b>	<b>73,513</b>	<b>1,674.66</b>	<b>343,028</b>	<b>1,113.29</b>
<b>SPECIAL TEA</b>				
UVA-HIGH	26	13,769.23	261	14,102.43
WESTERN-HIGH	5,554	2,934.49	33,613	3,048.22
UVA-MEDIUM	6	18,500.00	73	14,657.53
WESTERN-MEDIUM	6,180	1,305.26	60,869	1,099.32
LOW	199	10,075.75	1,158	11,074.98
<b>TOTAL</b>	<b>11,965</b>	<b>2,243.08</b>	<b>95,974</b>	<b>1,947.91</b>
<b>BLACK TEA SALES FROM REFUSE TEA PROCESSING CENTRES</b>				
UVA-HIGH	83,505	611.91	486,153	521.01
WESTERN-HIGH	174,839	658.08	990,166	590.49
UVA-MEDIUM	12,436	690.92	84,513	565.68
WESTERN-MEDIUM	48,247	667.05	178,368	561.00
LOW	83,674	648.54	554,903	565.84
<b>TOTAL</b>	<b>402,701</b>	<b>648.61</b>	<b>2,294,103</b>	<b>566.60</b>
<b>COMPOSITE NATIONAL AVERAGES</b>				
HIGH GROWN	5,358,937	1,012.07	31,018,245	895.93
MEDIUM GROWN	4,096,732	992.39	23,274,327	869.43
LOW GROWN	12,334,871	1,430.48	80,267,596	1,126.38
<b>ALL TEA AVERAGE</b>	<b>21,790,540</b>	<b>1,245.22</b>	<b>134,560,167</b>	<b>1,028.82</b>



# ALL BROKERS PRIVATE SALE FIGURES (FOR THE PERIOD - 25<sup>TH</sup> JUNE TO 02<sup>ND</sup> JULY 2022)

	WEEKLY	TODATE
High & Medium	50,585.00	1,111,621.10
Low	6,894.00	155,608.75
Green Tea	26,670.00	756,783.30
Organic Tea	8,050.00	245,837.93
BMF	151,933.00	3,714,761.00
Direct Sales	-	-
Forward Contract	40,000.00	1,027,240.00





- **Crop and Weather**
- **Crop Figures**
- **Tea News**
- **Holiday Notice**



## CROP AND WEATHER - FOR THE PERIOD OF - 27<sup>TH</sup> JUNE TO 03<sup>RD</sup> JULY 2022



### **Western**

Bright mornings with afternoon showers were reported throughout the week in the Agarapatana, whilst dull weather and rainfall was experienced throughout the week in the Dickoya and Bogawanthalawa.



### **Nuwara Eliya**

Bright weather was recorded throughout the week in the Nuwaraeliya and Kandapola.



### **Uva**

Bright weather conditions were experienced throughout the week in the Badulla, Lunugala and Haputale.



### **Low Grown**

Bright weather conditions with occasional showers were reported throughout the week in Deniyaya, Rathnapura and Galle Districts.



### **Crop**

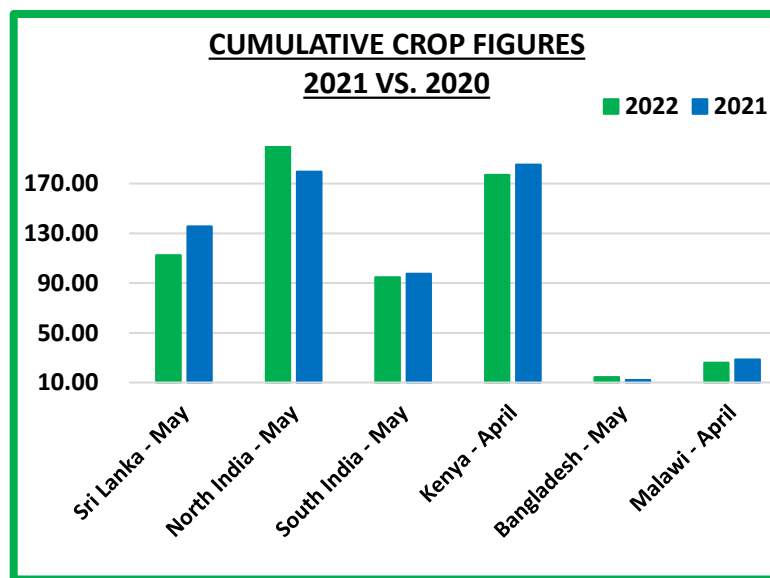
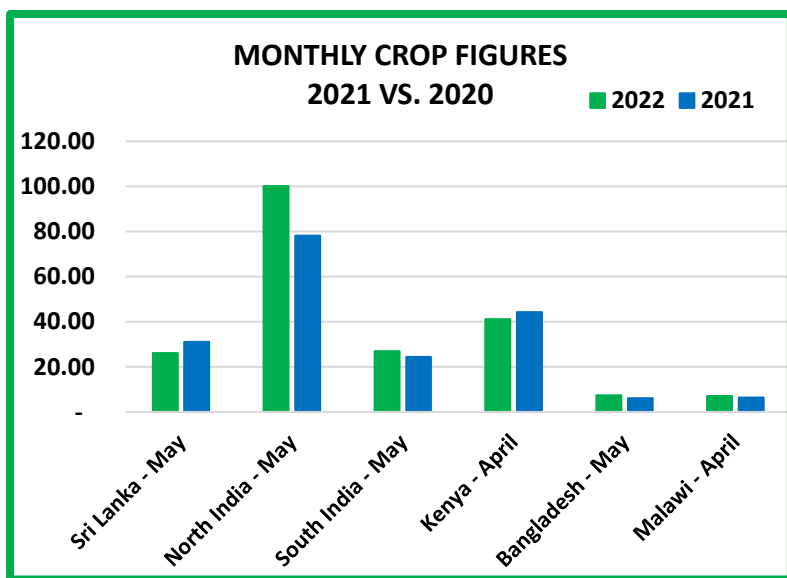
Crop intakes are low.



# CROP FIGURES OF MAJOR PRODUCING & EXPORTING COUNTRIES

Country	Month	2022	2021	Cumulative + Inc. / Dec.	Cumulative	2022	2021	Cumulative + Inc. / Dec.
Sri Lanka	May	26.03	31.10	- 5.07	Upto May	112.56	135.64	- 23.08
North India	May	100.18(E)	78.14	+ 22.04	Upto May	225.39(E)	179.62	- 21.54
South India	May	26.93(E)	24.41	2.52	Upto May	94.67(E)	97.47	- 2.80
Kenya	April	41.17	44.29	- 3.12	Upto April	177.00	185.28	- 8.28
Bangladesh	May	7.42	6.15	+ 1.27	Upto May	14.48	12.07	+ 2.41
Malawi	April	7.10	6.40	- 0.70	Upto April	26.00	28.60	- 2.60

(E) - Estimated



# TEA NEWS AROUND THE GLOBE

## MOMBASA MARKET

SALE NO. 27 – SALE OF 04<sup>TH</sup> / 05<sup>TH</sup> & 06<sup>TH</sup> JULY 2022

Fairly good demand at irregular levels following quality for the 185,900 packages (12,206,159.00kilos) in the market; 19.19% were neglected.

### OFFERINGS

Leaf Grades	-	100,381 packages (6,570,694.00 kilos) – 08.93% unsold.
Dust Grades	-	56,000 packages (4,155,692.00 kilos) – 25.38% unsold.
Secondary Grades	-	29,519 packages (1,479,763.00 kilos) – 17.62.% unsold.

### MARKETS

**Egyptian Packers, Pakistan Packers, Yemen and other Middle Eastern countries** maintained useful interest while **Sudan, Kazakhstan and other CIS states** showed more activity with **Bazaar and UK** active. **Afghanistan and Russia** showed some support with less enquiry from **Iran. Local Packers** were less active. Somalia were more active at the lower end of the market.

### LEAF GRADES (M2)

#### BP1:

**Best** – Met improved but irregular interest and varied between mainly steady to USC16 above last rates to easier by USC3 to USC10 and a few teas shed up to USC28.

**Brighter** – Saw more competition and advanced by up to USC19.

**Mediums** – KTDA mediums were firm at last levels with many invoices remaining unsold. Plantation mediums were irregular varying between steady to USC14 dearer to easier by up to USC18.

**Lower Mediums** – Ranged between firm to USC15 dearer with others discounted by up to USC14.

**Plainer** – Met good but irregular enquiry varying between steady to USC14 dearer with a few selected lines appreciating by up to USC55 to easier by USC18.

#### PF1:

**Best** – Were firm to USC13 dearer to easier by up to USC6 but a few invoices lost USC17 to USC32.

**Brighter** – Appreciated by up to USC15.

**Mediums** – KTDA mediums held value while plantation mediums ranged between steady to USC6 dearer to USC15 below last levels.

**Lower Mediums** – Saw irregular activity at firm to USC21 dearer to easier by USC19.

**Plainer** – Varied between steady to dearer by USC17 to easier by USC12.

#### PDUST:

**Best** – Met irregular activity varying between steady to USC7 dearer to easier by up to USC8.

**Brighter** – Ranged between firm to USC16 dearer to easier by up to USC17.

**Mediums** – KTDA mediums although mostly steady at last levels, a few teas varied between USC4 to USC9 dearer to easier by a similar margin. Plantation mediums were firm to USC4 below previous prices.

**Lower Medium** – Saw good but irregular interest ranging between steady to USC26 dearer to easier by up to USC21.

**Plainer** – Were firm to USC10 above last levels but a few invoices lost up to USC4.



# TEA NEWS AROUND THE GLOBE



## MOMBASA MARKET – Continued ;

### DUST1:

**Best** – Ranged between steady to USC4 dearer to easier by the same margin.

**Brighter** – Irregular varying between firm to USC4 dearer to easier by up to USC5.

**Mediums** – KTDA mediums were irregular with some invoices appreciating by up to USC8 while others were steady to USC3 below previous rates. Plantation mediums ranged between firm to USC4 dearer to easier by a similar level.

**Lower Medium** – Were generally firm to easier by up to USC20 but a few lines gained up to USC4 with selected invoices dearer to USC16.

**Plainer** – Steady to easier by up to USC7.

QUOTATIONS	BROKENS - USC	FANNINGS - USC
Best	280 – 347	276 – 312
Good	268 – 308	268 – 310
Good Medium	260 – 290	270 – 286
Medium (KTDA)	260 – 278	250 – 267
Medium (Plantations)	215 – 252	220 – 245
Lower Medium	155 – 240	170 – 230
Plainer	102 – 180	125 – 208

AUCTION	KENYA 2021 \$	KENYA 2022 \$	TOTAL 2021 \$	TOTAL 2022 \$
25	1.77	2.35	1.68	2.16
26	1.72	2.42	1.65	2.24
27	1.72	2.40	1.66	2.25

SOURCE : AFRICA TEA BROKERS LTD.



# TEA NEWS AROUND THE GLOBE



## CHITTAGONG MARKET

SALE NO.10 – 04<sup>TH</sup> JULY 2022

**CTC LEAF:** 40,880 packages of Current Season & 120 packages of Old Season teas on offer met with a good demand once again at irregular rates.

**BROKENS:** Best Brokens met with slightly improved market and tended dearer following competition. Good Brokens met with a fairly good demand and were about steady. Medium and other varieties also met with a fairly good demand and were a little easier in line with quality. BLF teas met with a fair demand and sold at around last levels with a few withdrawals.

**FANNINGS:** Best Fannings met with a good demand and mostly sold at around last levels. Good Fannings were a little easier market in line with quality. Medium and plainer types once again met with fair demand and were slightly easier. BLF teas met with a fair demand and sold at around last levels with a few withdrawals.

**CTC DUST:** 11,906 packages of Current Season & 40 packages of Old Season teas on offer met with good demand. Good liquoring Dusts sold at irregular prices with select lines selling at firm to slightly dearer rates. Their Mediums met with fairly good demand and were about firm on last. However, plain and BLF Dusts were an easier market and witnessed fair withdrawals. Blenders lent strong support with fair interest from the Loose tea buyers.

**COMMENTS:** It was evident throughout the sale that buyers were closely following quality and all well made good liquoring types were well sought after and sold at dearer rates. Blenders continued to be the mainstay of the market whilst Loose tea buyers showed a little more interest particularly for the best varieties.

Dusts sold well.

**Our catalogue: (Sale 10) Avg: Tk 207.83, Sold 85.4% & (Sale 09) Avg: Tk 206.28, sold 85.8%.**

### Quotations – This Week – (In Taka)

Brokens	This Week	Last Week	Fannings	This week	Last Week	Dust	This week	Last Week
Large	NQTA	NQTA	Best	210-215	210-215 nom	PD	175-26 0	180-246
Medium	195-210	195-205	Good	198-205	200-207	RD	120-381	153-358
Small	195-208	195-205	Medium	190-195	192-197	D	155-330	160-360
Plain	175-185	175-190	Plain	175-185	175-190	CD	165-406	180-368
BLF	120-140	120-145	BLF	120-140	120-140	BLF	120-205	153-202

Exchange Rates 04<sup>th</sup> July, 2022 Sterling Pound: Tk. 110.6946, dollar: Tk. 92.1917

**SOURCE : NATIONAL BROKERS LTD**







# TEA NEWS AROUND THE GLOBE

## SILIGURI MARKET

SALE NO.26 – SALE OF 02<sup>ND</sup> JULY 2022

### 1. Market Description :

- Demand - strong for quality and fair for remainder.
- BLF out lot percentage dropped below 40 for the first time this season, being 32%.
- Domestic buyers were predominant with HUL/TCPL lending some support. Exporters continued to be selective.

### 2. TOTAL AUCTION WEIGHTED AVERAGE ( ₹ )

	2022-23			2021-22			UPTO SALE - 26		
	SALE - 26	SALE - 25	+/-	SALE - 26	SALE - 25	+/-	2022-23	2021-22	2020-21
CTC	199.00	205.64	-6.65	193.19	204.40	-11.22	200.69	209.51	212.95
DUST	193.47	188.97	4.50	183.77	196.37	-12.60	189.98	196.41	200.30
TOTAL	198.40	203.73	-5.32	192.22	203.42	-11.20	199.49	208.01	211.23

SOURCE: PARCON INDIA PVT LTD

## GUWAHATI MARKET

SALE NO.26 – SALE OF 01<sup>ST</sup> JULY 2022

### 1. Market Description :

- The best and good variety teas continued to be well received at firm to slightly easier levels.
- The medium and better medium sorts witnessed fair enquiry at steady to lower levels. Remainder eased in line with quality and faced withdrawals.
- The leaf and dust segments saw a similar trend.
- Blenders, exporter and domestic buyers operated.

### 2. TOTAL AUCTION WEIGHTED AVERAGE ( ₹ )

	2022-23			2021-22			UPTO SALE - 26		
	SALE - 26	SALE - 25	+/-	SALE - 26	SALE - 25	+/-	2022-23	2021-22	2020-21
CTC	215.00	215.21	-0.21	225.09	233.79	-8.70	206.78	221.56	236.91
DUST	209.10	211.25	-2.15	228.05	223.73	4.32	198.46	213.72	226.08
TOTAL	213.32	214.17	-0.85	225.95	230.63	-4.68	204.55	219.33	233.44

SOURCE: PARCON INDIA PVT LTD





# TEA NEWS AROUND THE GLOBE

## KOLKATA ORTHODOX / CTC MARKET

SALE NO.26 – SALE OF 30<sup>TH</sup> JUNE 2022

### 1. Market Description :

- Strong demand.
- Select tippy sorts sold at attractive rates.
- Clean, well-made teas were firm to dearer. The remainder generally maintained last levels.
- Bolder whole leaf and cleaner secondaries witnessed keen competition.
- Browner and stalkier varieties were irregular following quality.

	WHOLE LEAF		BROKENS		FANNINGS
TIPPY RANGE	1200-2400+		530-800+		350-390+(N)
	1ST LINE	2ND LINE	LARGER	SMALLER	LEAFY
BEST	600-800+	500-600+	450-500+	450-500+	310-340+
GOOD	470-550	440-480	380-400	380-420	270-290

- Demand: good for liquoring teas and fair for remainder.
- Levels for all sorts were irregular and tended easier however their corresponding dust grades sold well.
- Wi and HUL were active with support from exporters and other sections of the trade.
- Teas selling above Rs.370/- dropped to 11.6 %, against 16.8% in the previous week, while teas below Rs.100/- increased to 5.7% compared to 2.6%.

### 2. TOTAL AUCTION WEIGHTED AVERAGE ( ₹ )

	2022-23			2021-22			UPTO SALE - 26		
	SALE - 26	SALE - 25	+/-	SALE - 26	SALE - 25	+/-	2022-23	2021-22	2020-21
CTC	252.62	253.40	-0.78	245.65	235.68	9.96	224.64	226.15	233.73
DUST	273.61	277.70	-4.09	254.56	246.59	7.97	242.24	224.07	230.42
TOTAL	258.88	260.00	-1.12	248.01	238.62	9.39	229.43	225.62	233.04

SOURCE: PARCON INDIA PVT LTD



# UPCOMING AUCTION DETAILS

Auction No.	28		27	
Dates	19 <sup>th</sup> / 20 <sup>th</sup> July 2022		11 <sup>th</sup> / 12 <sup>th</sup> July 2022	
	No. of Lots	Qty – kg	No. of Lots	Qty – kg
Ex-Estate	503	561,381	520	573,889
Main Sale Total	9,893	4,843,349	9,957	4,837,042
High & Medium	1,426	698,757	1,432	692,054
Low Grown – Leafy	2,107	877,585	2,080	872,115
Low Grown – Semi Leafy	1,337	573,787	1,360	574,718
Low Grown Tippy	1,785	895,788	1,832	904,578
Premium / Flowery	436	74,746	421	72,583
Off Grades	2,381	1,331,504	2,434	1,361,284
Dust	421	391,182	398	359,710
Grand Total	10,396	5,404,730	10,477	5,410,931
Reprints	695	368,581	773	410,858
<b>Total No. of Lots on Offer</b>	10,396		<b>10,477</b>	
<b>Total Quantity on Offer (kg)</b>	5,404,730		<b>5,410,931</b>	



## SCHEDULED CLOSING DATES

Auction No.	Date of Sale	Ex-Estate	Main Sale
29	26 <sup>th</sup> / 27 <sup>th</sup> July 2022	07/07/2022	07/07/2022
30	02 <sup>nd</sup> / 03 <sup>rd</sup> August 2022	14/07/2022	14/07/2022
31	08 <sup>th</sup> / 09 <sup>th</sup> August 2022	21/07/2022	21/07/2022

## PROMPT DATES

Auction No.	Buyers	Sellers
27	18/07/2022	19/07/2022
28	26/07/2022	27/07/2022
29	02/08/2022	03/08/2022



# ORDER OF SALE (SALE NO. 27 – 11<sup>TH</sup> / 12<sup>TH</sup> JULY 2022)

Main Sale Order – 1 (Leafy / Semi Leafy / Tippy / Premium / 1A)	Main Sale Order – 2 (H & M / Off Grade / Dust)	Ex-Estate
<b>JOHN KEELLS PLC</b>	Lanka Commodity Brokers Ltd	Asia Siyaka Commodities PLC
Forbes & Walker Tea Brokers (Pvt) Ltd	Ceylon Tea Brokers PLC	Lanka Commodity Brokers Ltd
Mercantile Produce Brokers (Pvt) Ltd	Eastern Brokers. Ltd.	Ceylon Tea Brokers PLC
Eastern Brokers. Ltd.	<b>JOHN KEELLS PLC</b>	Bartleet Produce Marketing (Pvt) Ltd
Bartleet Produce Marketing (Pvt) Ltd	Asia Siyaka Commodities PLC	<b>JOHN KEELLS PLC</b>
Asia Siyaka Commodities PLC	Mercantile Produce Brokers (Pvt) Ltd	Eastern Brokers. Ltd.
Ceylon Tea Brokers PLC	Forbes & Walker Tea Brokers (Pvt) Ltd	Mercantile Produce Brokers (Pvt) Ltd
Lanka Commodity Brokers Ltd	Bartleet Produce Marketing (Pvt) Ltd	Forbes & Walker Tea Brokers (Pvt) Ltd

[ DB : HR / SG ]





# HOLIDAY NOTICE



**We wish to inform all our valued Clients that our Head Office, Sample Room and Stores will be closed for business on the following day.**

**13<sup>th</sup> July 2022**

**Wednesday**

**Esala Full Moon Poya Day.**





“

I like the night. Without the dark, we'd never see the stars.

— *Stephenie Meyer*

”