



# TEA MARKET REPORT

## JOHN KEELLS PLC

**SALE NO.26 – 06<sup>TH</sup> / 07<sup>TH</sup> JULY 2021**



# ORDER OF SALE (SALE NO. 26 - 06<sup>TH</sup> / 07<sup>TH</sup> JULY 2021)

Main Sale Order – 1 (Leafy / Semi Leafy / Tippy / Premium / 1A)	Main Sale Order – 2 (H & M / Off Grade / Dust)	Ex-Estate
<b>JOHN KEELLS PLC</b>	Bartleet Produce Marketing (Pvt) Ltd	Eastern Brokers. Ltd.
Lanka Commodity Brokers Ltd	Lanka Commodity Brokers Ltd	Ceylon Tea Brokers PLC
Asia Siyaka Commodities PLC	Ceylon Tea Brokers PLC	<b>JOHN KEELLS PLC</b>
Mercantile Produce Brokers (Pvt) Ltd	Eastern Brokers. Ltd.	Lanka Commodity Brokers Ltd
Eastern Brokers. Ltd.	<b>JOHN KEELLS PLC</b>	Bartleet Produce Marketing (Pvt) Ltd
F & W Tea Brokers (Pvt) Ltd	Asia Siyaka Commodities PLC	Mercantile Produce Brokers (Pvt) Ltd
Ceylon Tea Brokers PLC	Mercantile Produce Brokers (Pvt) Ltd	Asia Siyaka Commodities PLC
Bartleet Produce Marketing (Pvt) Ltd	F & W Tea Brokers (Pvt) Ltd	F & W Tea Brokers (Pvt) Ltd



# AUCTION DETAILS

Auction No.	26	
Dates	06 <sup>th</sup> / 07 <sup>th</sup> July 2021	
	No. of Lots	Qty – kg
Ex Estate	865	1,006,297
Main Sale Total	11,570	6,101,756
High & Medium	1,948	978,258
Low Grown - Leafy	2,130	970,013
Low Grown - Semi Leafy	1,891	923,713
Low Grown Tippy	2,140	1,109,772
Premium / Flowery	378	67,486
Off Grades	2,464	1,412,625
Dust	619	639,889
Grand Total	12,435	7,108,053
Reprints	920	528,984
<b>Total No. of Lots Offered</b>	<b>12,435</b>	
<b>Total Quantity Offered (kg)</b>	<b>7,108,053</b>	

## PROMPT DATES

Auction No.	Buyers	Sellers
26	13/07/2021	14/07/2021



# COMMENTS



The National Auction average for the month of June recorded at Rs.586.51 shows a decline of Rs.26.16 in comparison to the 2020 June figure of Rs.612.67. When analyzing the respective elevation averages for the month of June 2021, the High Grown recorded an average of Rs.550.44 which is a negative variance of Rs.16.67 in comparison to Rs.567.11 in June 2020. Medium Grown recorded a negative variance of Rs.13.49 with an average of Rs.530.70 when compared to Rs.544.19 in June 2020. Meanwhile Low Grown too recorded an average of Rs.620.09 which is a negative variance of Rs.35.88 in comparison to Rs.655.97 in June 2020.

The 1.0Mkg of Ex Estate teas on offer met with irregular demand at lower levels. A few select best Western High Grown BOPs appreciated following quality, the below best and plainer varieties were firm to marginally dearer at times. Select best Western High Grown BOPs gained following quality and special inquiry, the below best varieties were irregularly lower whilst, the plainer types met with poor demand. Nuwara Eliya BOPs were irregularly dearer, however the BOPs were irregularly easier. Udupussellawa BOPs were firm, the BOPs were barely steady. Uva BOPs gained Rs.10/- to Rs.20/- at times, the others were firm, the BOPs were irregularly easier following quality. Low Grown CTC BP1s were tending lower, the High and Medium types were firm to a little irregular at times. Low Grown PF1s eased Rs.10/-to Rs.20/-, the High and Medium sorts maintained last week's levels.

The 3.0Mkg of Low Grown teas which were on offer met with fair demand. Select best OP1s declined by a few rupees, best and below best OP1s met with improved demand. Well-made BOP1s were firm, others met with better demand. Select best and best OP / OPAs were mostly firm. Well-made Bold Pekoes met with reasonable demand. Shotty Pekoe1s were irregularly lower. In the Small Leaf segment, select best BOP.SP / BOPF.SP and BOPs met with fair demand. Select best and best BOPs firm. Select best FBOPs attracted good demand, others too followed a similar trend. Select best FBOPF1s were firm, others too followed a similar trend. FBOPs attracted reasonable interest. All Premium Flowery teas met with fair demand.

Turkey, Russia, Iran and the C.I.S. countries lent fair support. Libya and Iraq were selective.





## MARKET DESCRIPTION

### Western Teas

Select best BOPs were dearer following quality and special inquiry, below best and poorer sorts were firm to a little easier at times. Select best BOPFs gained following quality and special inquiry, the below best varieties declined from last week's levels, poorer sorts eased Rs.20/- to Rs.30/- on average. Medium BOPs were barely steady, BOPFs declined Rs.10/- to Rs.20/- on average.

### Nuwara Eliya Teas

BOPs were selectively dearer, the BOPFs were tending easier following quality.

### Uva Teas

Uva BOPs were generally easier, BOPFs too declined irregularly following quality. Udupussellawa BOPs were barely steady, BOPFs declined by Rs.10/- to Rs.20/- on average.

### CTC Teas

Low Grown BP1s were Rs.10/- to Rs.20/- easier, the PF1s barely maintained last week's levels. High Grown BP1s were irregular, the PF1s were firm on last levels. Medium Grown BP1s too were firm, PF1s were firm on last.

## QUOTATIONS

	BOP – RS.	BOPF – RS.
Good Westerns	650 – 730	650 – 730
Average Westerns	570 – 640	570 – 640
Plainer Westerns	430 – 560	460 – 560
Western Mediums	460 – 770	460 – 530
Uva Teas	450 – 660	470 – 590
Nuwara Eliya Teas	540 – 760	520 – 620
Uda Pussellawa Teas	470 – 600	480 – 590
CTC (BP1 and PF1)	380 – 570	420 – 710





# MARKET DESCRIPTION

## Low Grown

Wiry OP1s met with fair demand, bolder invoices along with the secondaries sold at firm levels. Better twisted BOP1s sold at last levels. All OPs were maintaining last week's price levels. Select best OPAs were firm, best and below best types were irregular, secondaries were firm to marginally easier. Well-made Pekoes along with the heavy bold Pekoe invoices met with good demand and mainly sold at last levels, below best types were easier by Rs.10/- to Rs.20/-. Shotty Pekoe1s were firm, reducers were firm to marginally easier.

Select best BOPs were firm, best and below best types were lower by Rs.5/- to Rs.10/-, secondary types too were lower to last. Select best and best BOPSPs and BOPFSPs were firm, others were lower to last by Rs.5/- to Rs.10/-. BOPFs followed a similar trend. Select best FBOPF1s were firm, best and below best types were lower by Rs.5/- to Rs.10/-, poor secondaries met with lower demand. Well-made FBOPs in the select best category met with good demand, best types were firm, below best types were lower by Rs.5/- to Rs.10/-, secondary types were lower to last. FBOPF varieties met with good demand. All Premium Flowery teas met with good demand.

## Off Grades

Select best clean Fgs1s were firm whilst best, below best and poorer types declined by Rs.20/- to Rs.30/-. Select best and best BMs were firm, whilst below best and poorer types were easier by Rs.10/-. Select best and best BPs were firm whilst below best and poorer types were easier by Rs.10/-. Select best and best BOP1As were lower by Rs.20/- to Rs.30/-, whilst below best and poorer sorts were lower by Rs.10/- to Rs.20/-.

## Dust

Select best and best Dust1s were irregular, below best Dust1s were lower by Rs.10/-, clean secondaries were lower by Rs.20/-, others were irregular. Best High & Medium CTCs were irregular, others were firm to easier by Rs.10/-. Best Low Grown CTCs were lower by Rs.20/- to Rs.30/-, others followed a similar trend. Best Low Grown Dust / Dust1s were firm to lower by Rs.10/- to Rs.20/-, others were irregular.



# QUOTATIONS

	Select Best	Best	Below Best	Others
<b>LIQUORING</b>				
DUST-1	720.00 - 920.00	570.00 - 610.00	490.00 - 540.00	380.00 - 460.00
<b>OFF GRADES</b>				
FGS1	510.00 - 650.00	480.00 - 500.00	420.00 - 470.00	350.00 - 410.00
FGS	500.00 - 530.00	440.00 - 490.00	380.00 - 430.00	320.00 - 370.00
<b>LOW GROWNS</b>				
FBOPF / FFSP / FFEXSP	2200.00 - 3350.00	1250.00 - 2000.00	800.00 - 1000.00	600.00 - 740.00
BOP	880.00 - 1140.00	710.00 - 870.00	600.00 - 700.00	480.00 - 580.00
BOPSP	750.00 - 1140.00	630.00 - 730.00	550.00 - 590.00	420.00 - 510.00
BOPF	640.00 - 820.00	530.00 - 600.00	420.00 - 500.00	320.00 - 380.00
FBOPF1	760.00 - 1000.00	670.00 - 750.00	610.00 - 650.00	470.00 - 580.00
FBOP	820.00 - 1350.00	700.00 - 770.00	600.00 - 680.00	480.00 - 580.00
BOP1	850.00 - 1140.00	800.00 - 850.00	750.00 - 800.00	600.00 - 640.00
OP1	1200.00 - 1250.00	1150.00 - 1200.00	1000.00 - 1100.00	500.00 - 630.00
OP	770.00 - 920.00	750.00 - 770.00	630.00 - 750.00	550.00 - 570.00
OPA	700.00 - 1120.00	620.00 - 650.00	520.00 - 580.00	430.00 - 480.00
PEKOE	820.00 - 1400.00	680.00 - 710.00	530.00 - 600.00	470.00 - 500.00
PEKOE1	850.00 - 1350.00	700.00 - 760.00	550.00 - 580.00	440.00 - 500.00
DUST / DUST1	480.00 - 680.00	380.00 - 460.00	360.00 - 410.00	330.00 - 350.00



- **Top Prices**
- **Colombo Auction Averages**
- **National Elevational Averages**
- **All Brokers Private Sale Figures**





# TOP PRICES (SALE NO. 26 - 06<sup>TH</sup> / 07<sup>TH</sup> JULY 2021)



WESTERN HIGH			
BOP		Somerset	730.00
		Wattegodde	730.00
BOPSP	*	<b>Mattakelle</b>	<b>590.00</b>
		Glentilt	590.00
BOPF/BOPFSP		Talawakelle	740.00
FBOP/FBOP1		Weddemulla	790.00
FBOPF/FBOPF1		Weddemulla	730.00
BOP1		Bambrakelly	770.00
		Weddemulla	770.00
OP/OPA		Glenloch	620.00
OP1		Glenloch	750.00
PEKOE/PEKOE1		Weddemulla	840.00

UVA HIGH			
BOP		Aislaby	730.00
BOPSP	*	<b>Spring Valley</b>	<b>660.00</b>
BOPF/BOPFSP		Bandaraeliya	590.00
FBOP/FBOP1		Aislaby	940.00
FBOPF/FBOPF1		Ranaya	770.00
BOP1		Aislaby	980.00
OP/OPA		Mount Uva	610.00
OP1		Uvakellie	700.00
PEKOE/PEKOE1		Mount Uva	860.00

NUWARA ELIYA			
BOP		Mahagastotte	760.00
BOPF/BOPFSP		Mahagastotte	620.00
FBOP/FBOP1		Court Lodge	840.00
OP/OPA	*	<b>Kenmare</b>	<b>540.00</b>
PEKOE/PEKOE1		Mahagastotte	710.00

WESTERN MEDIUM			
BOP		Harangalla	780.00
BOPSP	*	<b>Kenilworth</b>	<b>740.00</b>
		Craighead	740.00
BOPF/BOPFSP		Hatale	640.00
FBOP/FBOP1		Craighead	1080.00
FBOPF/FBOPF1		Craighead	870.00
BOP1		Craighead	980.00
		Doombagastalawa	980.00
OP/OPA		Uplands	640.00
OP1		Ingurugala	810.00
PEKOE/PEKOE1		Uplands	1120.00

UVA MEDIUM			
BOP	*	<b>Halpewatte Uva</b>	<b>780.00</b>
BOPSP	*	<b>Halpewatte Uva</b>	<b>690.00</b>
BOPF/BOPFSP		Dickwella	730.00
FBOP/FBOP1	*	<b>Halpewatte Uva</b>	<b>890.00</b>
FBOPF/FBOPF1		Roseland Uva	780.00
BOP1		Dickwella	940.00
OP/OPA		Aruna Passara	620.00
OP1		Dickwella	810.00
PEKOE/PEKOE1		Aruna Passara	870.00
		Dickwella	870.00

CTC LOW			
PF1	*	<b>Hingalgoda CTC</b>	<b>710.00</b>
BP1	*	<b>Ceciliyan CTC</b>	<b>570.00</b>
BPS	*	<b>Ceciliyan CTC</b>	<b>510.00</b>
OF	*	<b>Peakwatta CTC</b>	<b>400.00</b>

UDA PUSSELLAWA			
BOP	*	<b>Mooloya</b>	<b>600.00</b>
BOPSP		Kirklees	570.00
BOPF/BOPFSP		Kirklees	590.00
FBOP/FBOP1		Delmar	690.00
FBOPF/FBOPF1		Delmar	630.00
BOP1		Gonapitiya	540.00
OP/OPA		Delmar	560.00
OP1		Delmar	790.00
PEKOE/PEKOE1		Delmar	640.00

CTC HIGH			
PF1	*	<b>Dunsinane CTC</b>	<b>580.00</b>
BP1		Ulugedara CTC	510.00
BPS		Ulugedara CTC	440.00
OF		-	

CTC MEDIUM			
PF1		New Peacock CTC	510.00
BP1		Aultmore CTC	470.00
BPS		-	
OF		-	



# TOP PRICES (SALE NO. 26 - 06<sup>TH</sup> / 07<sup>TH</sup> JULY 2021)

LOW			
BOP		Kanneliya	1140.00
BOPSP		Peak Paradise	1140.00
BOPF		Hidellana	820.00
	*	<b>Ceciliyan</b>	<b>680.00</b>
BOPFSP		Athukorala Group Super	840.00
FBOP		Pothotuwa	1350.00
	*	<b>Kiruwanaaganga</b>	<b>1200.00</b>
FBOP1		Hidellana	1000.00
FBOPF		Himara	1300.00
		Ceyenta	1300.00
FBOPF1		Yalta	1000.00
	*	<b>Morawakkorale</b>	<b>960.00</b>
BOP1		Sithaka	1140.00
OP1		Pothotuwa	1250.00
OP		Liyonta	920.00
OPA		Navinda	1120.00
PEKOE		Adams View	1400.00
PEKOE1		Tea Lanka	1350.00

PREMIUM			
FBOPFSP	*	<b>New Deniyaya</b>	<b>3050.00</b>
FBOPFEXSP		New Deniyaya	3000.00
FBOPFEXSP1		Lickra	3350.00

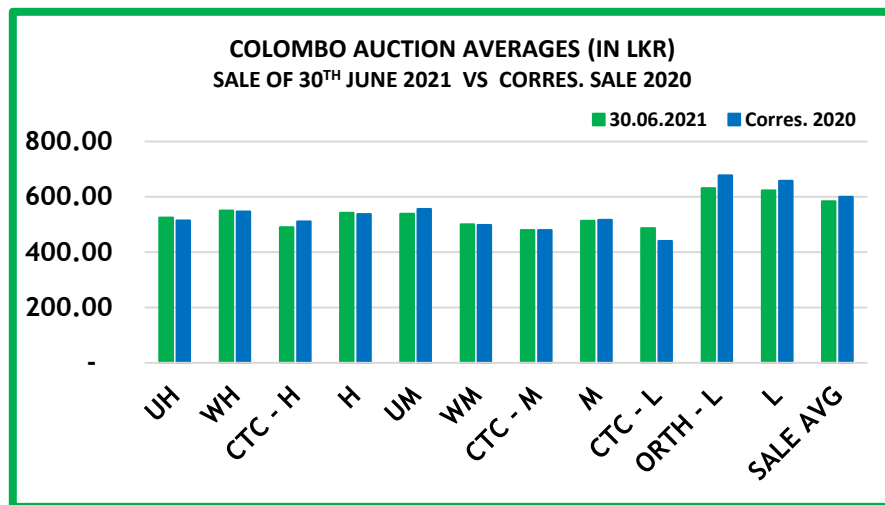
DUST			
DUST1		Mattakelle	920.00
P.DUST		Kalubowitiyana CTC	680.00

OFF GRADES			
FNGS/FNGS1	*	<b>Wattegodde</b>	<b>650.00</b>
PFNGS	*	<b>Hingalgoda CTC</b>	<b>540.00</b>
BM		Galaxy	560.00
BP		Kenmare	620.00
BOP1A	*	<b>Lumbini Watta</b>	<b>700.00</b>

**\*\* MORE THAN ONE TOP PRICE OBTAINED**  
**\* TEAS SOLD BY JOHN KEELLS PLC**  
**+ ALL TIME RECORD PRICE**  
**++ ALL TIME RECORD PRICE EQUALED**

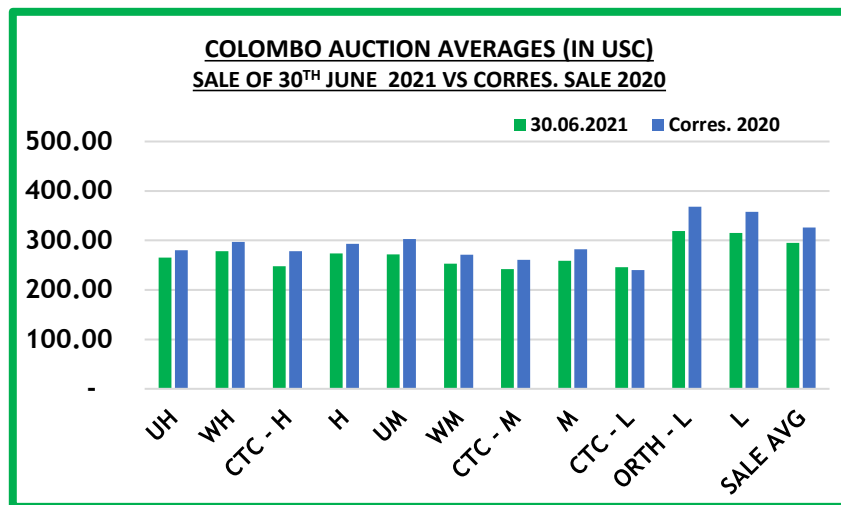


# COLOMBO AUCTION AVERAGES



	Sale of 22/06/2021In LKR	Sale of 30/06/2021 In LKR	Corres. 2020 In LKR
Uva High Grown	516.05	525.10	514.88
Western High Grown	554.65	550.58	546.74
CTC High Grown	477.29	490.55	511.46
<b>Summary of High Grown</b>	<b>542.57</b>	<b>542.47</b>	<b>537.83</b>
Uva Medium Grown	539.34	538.74	556.76
Western Medium Grown	506.21	500.86	498.16
CTC Medium Grown	481.65	479.40	479.98
<b>Summary of Medium Grown</b>	<b>516.91</b>	<b>512.94</b>	<b>517.41</b>
CTC Low Grown	483.96	486.83	441.11
Orthodox Low Grown	626.70	630.93	677.22
<b>Summary of Low Grown</b>	<b>619.28</b>	<b>623.18</b>	<b>658.18</b>
<b>TOTAL SALE AVERAGE</b>	<b>582.69</b>	<b>583.64</b>	<b>599.84</b>

# COLOMBO AUCTION AVERAGES



	Sale of 22/06/2021 In USC	Sale of 30/06/2021 In USC	Corres. 2020 In USC
Uva High Grown	262	265	280
Western High Grown	281	278	297
CTC High Grown	242	248	278
<b>Summary of High Grown</b>	<b>275</b>	<b>274</b>	<b>293</b>
Uva Medium Grown	274	272	303
Western Medium Grown	257	253	271
CTC Medium Grown	244	242	261
<b>Summary of Medium Grown</b>	<b>262</b>	<b>259</b>	<b>282</b>
CTC Low Grown	245	246	240
Orthodox Low Grown	318	319	368
<b>Summary of Low Grown</b>	<b>314</b>	<b>315</b>	<b>358</b>
<b>TOTAL SALE AVERAGE</b>	<b>296</b>	<b>295</b>	<b>326</b>

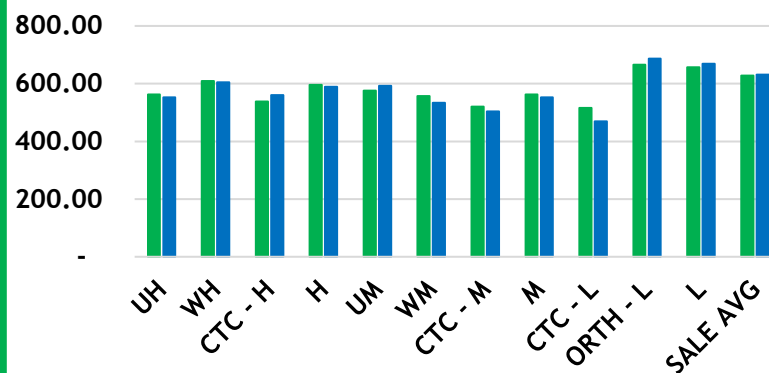


# COLOMBO AUCTION AVERAGES

**COLOMBO AUCTION AVERAGES – TODATE**

(IN LKR)

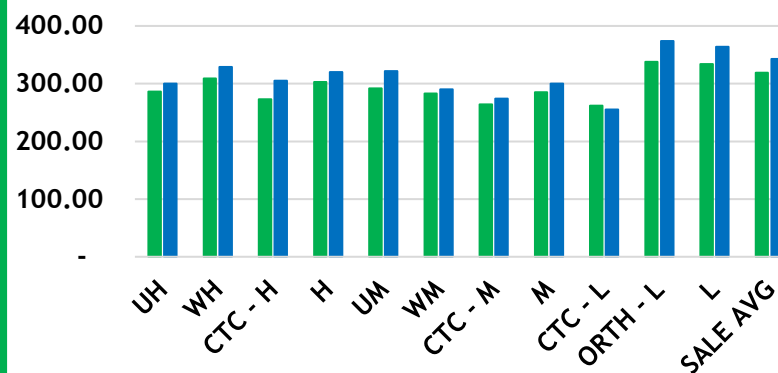
■ 2021 ■ 2020



**COLOMBO AUCTION AVERAGES – TODATE**

(IN USC)

■ 2021 ■ 2020



January to Date (Sale No.25)	2021 LKR	2020 LKR	2021 USC	2020 USC
Uva High Grown	562.46	552.31	286	300
Western High Grown	609.47	604.17	309	329
CTC High Grown	537.84	560.18	273	305
<b>Summary of High Grown</b>	<b>596.03</b>	<b>588.72</b>	<b>303</b>	<b>320</b>
Uva Medium Grown	575.89	592.38	292	322
Western Medium Grown	556.64	533.42	283	290
CTC Medium Grown	519.93	504.00	264	274
<b>Summary of Medium Grown</b>	<b>562.32</b>	<b>551.97</b>	<b>285</b>	<b>300</b>
CTC Low Grown	516.45	469.50	262	255
Orthodox Low Grown	666.13	686.65	338	374
<b>Summary of Low Grown</b>	<b>657.15</b>	<b>668.68</b>	<b>334</b>	<b>364</b>
<b>TOTAL SALE AVERAGE</b>	<b>627.89</b>	<b>631.28</b>	<b>319</b>	<b>343</b>





# COLOMBO AUCTION AVERAGES

FROM 01 <sup>ST</sup> TO 30 <sup>TH</sup> JUNE 2021	LKR
Uva High Grown	526.34
Western High Grown	568.41
<b>Summary of High Grown</b>	<b>555.09</b>
Uva Medium Grown	539.82
Western Medium Grown	513.27
<b>Summary of Medium Grown</b>	<b>521.56</b>
<b>Summary of Low Grown</b>	<b>621.12</b>
<b>TOTAL SALE AVERAGE</b>	<b>586.81</b>



# NATIONAL ELEVATIONAL AVERAGES



## NATIONAL ELEVATIONAL AVERAGES – JUNE 2021

Elevation	MONTH		TODATE	
	QUANTITY - KG	AVERAGE - RS. / KG	QUANTITY - KG	AVERAGE - RS. / KG
<b>ORTHODOX</b>				
UVA-HIGH	2,248,794.00	525.78	8,984,644.00	566.30
WESTERN-HIGH	4,408,852.00	571.45	20,493,243.00	623.02
UVA-MEDIUM	1,959,954.00	538.48	8,273,440.00	573.32
WESTERN-MEDIUM	2,992,852.00	519.61	13,081,404.00	570.41
LOW	17,549,047.00	629.80	87,772,393.00	666.30
<b>TOTAL</b>	<b>29,159,499.00</b>	<b>595.51</b>	<b>138,605,123.00</b>	<b>638.82</b>
<b>CTC</b>				
UVA-HIGH	77,626.00	527.00	451,129.00	533.55
WESTERN-HIGH	425,132.00	479.58	2,106,173.00	534.27
WESTERN-MEDIUM	1,130,832.00	484.28	5,208,310.00	519.80
LOW	1,186,704.00	487.79	6,736,360.00	515.92
<b>TOTAL</b>	<b>2,820,294.00</b>	<b>486.22</b>	<b>14,501,972.00</b>	<b>520.53</b>
<b>OTH/CTC</b>				
UVA-HIGH	2,326,420.00	525.82	9,435,773.00	564.74
WESTERN-HIGH	4,833,984.00	563.37	22,599,416.00	614.75
UVA-MEDIUM	1,959,954.00	538.48	8,273,440.00	573.32
WESTERN-MEDIUM	4,123,684.00	509.92	18,289,714.00	556.00
LOW	18,735,751.00	620.81	94,508,752.00	655.58
<b>TOTAL</b>	<b>31,979,793.00</b>	<b>585.87</b>	<b>153,107,095.00</b>	<b>627.61</b>
<b>GREEN</b>				
UVA-HIGH	54,586.00	661.47	274,522.00	643.11
WESTERN-HIGH	67,547.00	678.91	355,807.00	674.47
UVA-MEDIUM	50,941.00	782.94	251,146.00	749.98
WESTERN-MEDIUM	66,640.00	674.15	236,669.00	675.32
LOW	0.00	0.00	2,467.00	2,830.00
<b>TOTAL</b>	<b>239,714.00</b>	<b>695.72</b>	<b>1,120,611.00</b>	<b>688.64</b>



# NATIONAL ELEVATIONAL AVERAGES - Continued

<b>ORGANIC TEAS</b>				
UVA-HIGH	34,247.00	815.90	196,626.00	762.13
WESTERN-HIGH	514.00	1,312.63	21,263.00	972.57
UVA-MEDIUM	1,600.00	725.00	6,400.00	556.25
WESTERN-MEDIUM	80,182.00	1,160.81	252,484.00	890.15
LOW	6,387.00	1,795.38	24,858.00	1,794.28
<b>TOTAL</b>	<b>122,930.00</b>	<b>1,092.65</b>	<b>501,631.00</b>	<b>884.01</b>
<b>SPECIAL TEA</b>				
UVA-HIGH	112.00	12,849.78	3128.00	3,964.09
WESTERN-HIGH	13,589.00	2,337.68	45,086.00	2,330.17
UVA-MEDIUM	1,023.00	735.00	1,094.00	1,546.08
WESTERN-MEDIUM	11,570.00	972.75	36,167.00	1,090.01
LOW	163.00	10,434.06	3,997.00	2,288.48
<b>TOTAL</b>	<b>26,456.00</b>	<b>1,772.81</b>	<b>89,472.00</b>	<b>1,874.53</b>
<b>BLACK TEA SALES FROM REFUSE TEA PROCESSING CENTRES</b>				
UVA-HIGH	144,998.00	375.05	672,566.00	415.46
WESTERN-HIGH	197,476.00	400.01	999,071.00	449.61
UVA-MEDIUM	37,010.00	390.89	132,170.00	419.85
WESTERN-MEDIUM	48,850.00	470.76	295,489.00	492.95
LOW	110,340.00	414.64	546,994.00	434.88
<b>TOTAL</b>	<b>538,674.00</b>	<b>402.08</b>	<b>2,646,290.00</b>	<b>441.24</b>
<b>COMPOSITE NATIONAL AVERAGES</b>				
High Grown	7,673,472	550.44	34,605,007	596.94
Medium Grown	6,381,454	530.70	27,774,772	566.38
Low Grown	18,852,641	620.09	95,087,089	654.73
<b>ALL TEA AVERAGE</b>	<b>32,907,567</b>	<b>586.51</b>	<b>157,466,868</b>	<b>626.45</b>



# ALL BROKERS PRIVATE SALE FIGURES (FOR THE PERIOD – 28<sup>TH</sup> JUNE TO 03<sup>RD</sup> JULY 2021)

	WEEKLY	TODATE
High, Medium & Low	67,847.50	1,799,374.30
Green Tea	52,001.00	1,016,435.00
Organic Tea	11,936.00	275,097.29
BMF	389,297.00	5,016,719.00
Direct Sales		-
Forward Contract	67,840.00	874,010.00





- **Crop and Weather**
- **Crop Figures**
- **Tea News**



## CROP AND WEATHER - FOR THE PERIOD OF – 28<sup>TH</sup> JUNE TO 04<sup>TH</sup> JULY 2021



### **Western**

Bright mornings prevailed at the beginning of the week, whilst heavy evening showers were recorded towards the end of the week in Dickoya, Talawakelle, and Bogowantalawa districts.



### **Nuwara Eliya**

Scattered showers with slight windy conditions were recorded during the week.



### **Uva**

Bright weather conditions were recorded throughout the week.



### **Low Grown**

Occasional showers with bright mornings were recorded in Deniyaya, Galle, and Ratnapura districts.



### **Crop**

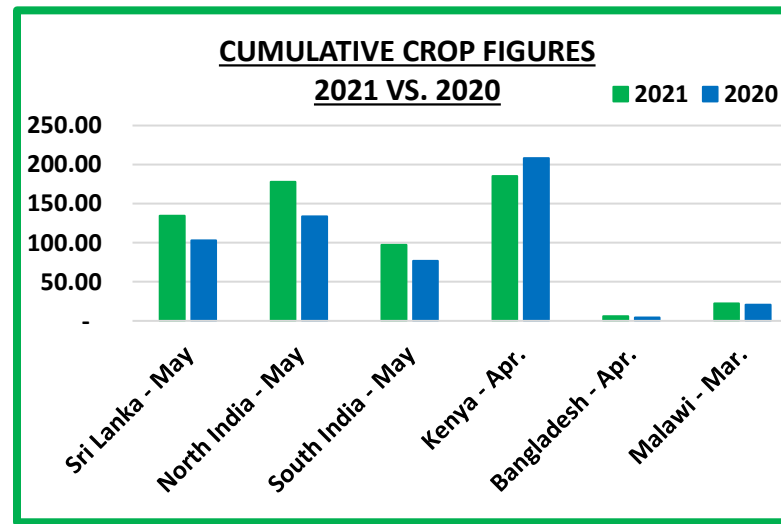
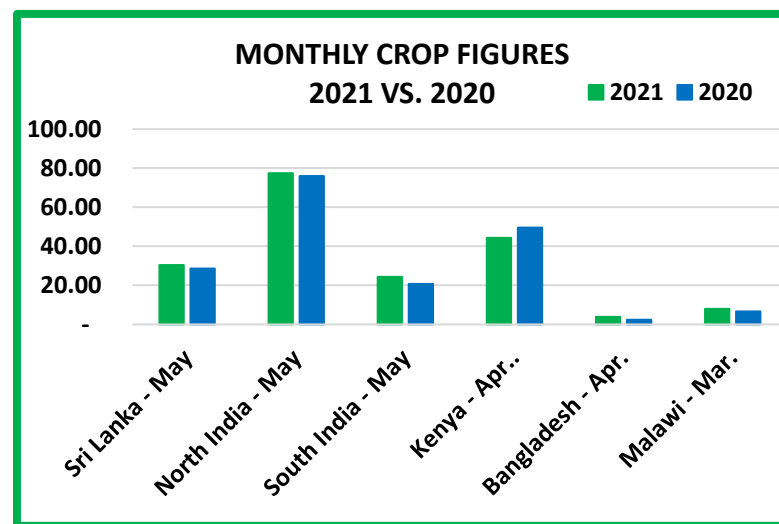
Crop intakes are moderate to low.



# CROP FIGURES OF MAJOR PRODUCING & EXPORTING COUNTRIES

Country	Month	2021	2020	Cumulative + Inc. / Dec.	Cumulative	2021	2020	Cumulative + Inc. / Dec.
Sri Lanka	May	30.37	28.60	+ 1.77	Upto May	134.71	103.10	+ 31.61
North India	May	77.37 (E)	76.02	+ 1.35	Upto May	177.86 (E)	133.58	+ 44.28
South India	May	24.36 (E)	20.73	+ 3.63	Upto May	97.15 (E)	76.65	+ 20.50
Kenya	April	44.29	49.65	- 5.36	Upto April	185.28	208.22	- 22.94
Bangladesh	April	3.93	2.37	+ 1.56	Upto April	5.92	4.19	+ 1.73
Malawi	March	7.9	6.7	+ 1.2	Upto March	22.2	20.6	+ 1.6

(E) - Estimated



# TEA NEWS AROUND THE GLOBE



## MOMBASA MARKET

SALE NO. 26 – SALE OF 28<sup>TH</sup>, 29<sup>TH</sup> & 30<sup>TH</sup> JUNE 2021

Fairly good demand for the 205,696 packages (13,615,051.00 kilos) at reduced levels with 16.43% unsold.

### LEAF GRADES

Offerings: 110,640 packages (7,251,619.50 kilos) 13.38% were unsold. Best BP1s on offer met strong support gaining USC2 to USC22 following quality with brighter varieties a strong feature and advanced by up to USC73 with quality but a few invoices shed up to USC14. Medium types showed easing tendencies and lost USC4 to USC22 while lower medium sorts saw an irregular enquiry varying between USC2 to USC18 above previous week's rates to easier by USC2 to USC14 and some teas remained without interest; plainer categories ranged between firm to USC6 dearer to easier by USC2 to USC22 with some lines neglected.

The best PF1s in the market advanced by up to USC13 but a few lines eased by up to USC5 while brighter categories were firm to USC19 below last levels with medium varieties easing by USC2 to USC8. Lower mediums were discounted by USC3 to USC19 and some invoices were unsold but a few improved teas gained up to USC2 while plainer types saw an irregular interest and ranged between USC2 to USC4 dearer to easier by USC4 to USC13 and many teas remained without bids.

### DUST GRADES

Offerings: 66,398 packages (4,911,805.50 kilos) with 18.92% unsold. The best PDUSTs on offer were irregular with quality varying between firm to USC3 dearer to easier by up to USC8 with brighter types ranging between steady to USC5 above previous week's levels closely following quality to easier by up to USC8. Improved medium varieties gained up to USC4 while others shed USC4 to USC10 with lower medium sorts easing by USC3 to USC20 and some invoices were unsold; plainer types were discounted by USC6 to USC11 and many lines were neglected.

Best DUST1s in the market eased by USC5 to USC12 while brighter categories met an irregular enquiry with improved invoices firm to USC3 above last prices while others were easier by up to USC5. Medium varieties were discounted by USC2 to USC7 where sold with lower medium types irregular and improved lines were steady to USC4 above previous week's rates while others shed USC5 to USC24 and some invoices remained unsold. Plainer categories varied between steady to USC23 dearer to easier by USC4 to USC18 and many invoices were neglected.

### ORTHODOX GRADES

Offerings: 1,320 packages (62,520.00 kilos). There was no support for the 1,320 packages in the market.

### SECONDARY GRADES

Offerings: 27,338 packages (1,389,106.00 kilos) and 18.73% remained unsold. In the Secondary Catalogues, best BPs were firm with others easier while PFs held value but best eased. Clean well sorted coloury Fannings were steady with DUSTs firm. Other Fannings eased with similar DUSTs discounted. BMFs were well absorbed.

### MARKETS

UK lent more support but operated at lower rates while Egyptian Packers, Pakistan Packers, Bazaar, Russia and Sudan were active but at lower levels with increased but selective enquiry from Kazakhstan and other CIS states. There was less interest from Yemen and other Middle Eastern countries with selective activity from Afghanistan while Iran were subdued. Local Packers showed less interest. Somalia were less active at the lower end of the market.





# TEA NEWS AROUND THE GLOBE

## MOMBASA MARKET – Continued

QUOTATIONS	BROKENS	FANNINGS
Best	396 – 1081	386 – 522
Good	366 – 806	386 – 437
Good Medium	328 – 431	366 – 407
Medium	316 – 407	316 – 390
Lower Medium	249 – 336	221 – 336
Plain	174 - 316	158 - 312

### AUCTION AVERAGE PRICE

AUCTION	KENYA 2020 \$	KENYA 2021 \$	TOTAL 2020 \$	TOTAL 2021 \$
24	1.84	1.82	1.78	1.74
25	1.85	1.77	1.78	1.68
26	1.87	1.72	1.81	1.65

SOURCE : AFRICA TEA BROKERS LTD.



# TEA NEWS AROUND THE GLOBE



## CHITTAGONG MARKET

SALE NO. 09 – 05<sup>TH</sup> JULY 2021

**CTC LEAF:** 31,976 packages of Current Season & 105 packages of Old Season teas on offer met with quite a fair demand.

**BROKENs:** All well made Broken s met with a good demand although prices eased a little. Medium varieties witnessed a fair demand at lower rates. Plain and BLFs met with a selective demand and where sold declined by upto Tk.5/-.

**FANNINGS:** Best Fannings witnessed a fairly good demand at lower rates declining by Tk.3/- to Tk.5/- over last. Other varieties saw a fairly good demand and were about steady. Plain and BLFs met with a selective demand and where sold declined by upto Tk.5/-.

**CTC DUST:** 11,201 packages of Current Season & 45 packages of Old Season teas on offer met with quite a fair demand. Good liquoring Dusts met with a good demand at slightly easier rates particularly CDs which declined upto Tk.15/-. Others witnessed a fair demand at lower rates. Plain and BLF met with a selective demand with more withdrawals compared to last. Blenders were the mainstay of the Dust market whilst Loose tea buyers lent only fair support.

**COMMENTS:** Today's sale was held amidst a strict lockdown where a fewer number of buyers participated. However, Blenders were active but there was less competition. As a result, price levels declined a little with the exception of best liquoring teas which continued to sell well. Dusts were an easier market.

**Our catalogue ( Sale 09 ): Avg: Tk 211.73, Sold 74.8% & ( Sale 08 ) Avg: Tk 212.09, sold 87.8%.**

### Quotations – This Week – (In Taka)

Broken s	This Week	Last Week	Fannings	This week	Last Week	Dust	This week	Last Week
Large	205-214 nom	208-215	Best	215-222	217-225	PD	195-248	193-259
Medium	200-205	202-207	Good	205-210	208-215	RD	190-275	152-280
Small	202-208	203-210	Medium	200-203	202-205	D	179-278	175-265
Plain	185-195	190-195	Plain	185-195	190-195	CD	183-257	170-352
BLF	155-175	168-178	BLF	155-175	168-178	BLF	174-179	152-200

Exchange Rates 05 July, 2021 Sterling Pound: Tk. 114.8448 dollar: Tk. 83.6702

SOURCE : NATIONAL BROKERS LTD







# TEA NEWS AROUND THE GLOBE

## SILIGURI MARKET

SALE NO.26 – SALE OF 03<sup>RD</sup> JULY 2021

### 1. Market description :

- Demand – good for quality in leaf and only fair for remainder, with the dust section facing the brunt.
- Levels followed the trend of last week with Fannings & dusts proving difficult of sale.

### 2. TOTAL AUCTION WEIGHTED AVERAGE ( ₹ )

	2021-22			2020-21			UPTO SALE - 26		
	SALE - 26	SALE - 25	+/-	SALE - 26	SALE - 25	+/-	2021-22	2020-21	2019-20
<b>CTC</b>	193.19	204.40	-11.22	230.63	228.48	2.15	209.51	212.95	<b>150.89</b>
<b>DUST</b>	183.77	196.37	-12.60	218.90	212.28	6.62	196.41	200.30	<b>141.13</b>
<b>TOTAL</b>	<b>192.22</b>	<b>203.42</b>	<b>-11.20</b>	<b>228.99</b>	<b>226.02</b>	<b>2.97</b>	<b>208.01</b>	<b>211.23</b>	<b>149.77</b>

SOURCE: PARCON INDIA PVT LTD

## GUWAHATI MARKET

SALE NO. 26 – SALE OF 03<sup>RD</sup> JULY 2021

### 1. Market description :

- Good demand for liquoring varieties and less for the remainder.
- All sorts tended easier with higher withdrawals noticed for the medium and plainer sorts, more with the progress of sale.
- Good liquoring dust met with better enquiry.
- All sections operated. Hul was active on liquoring dusts.

### 2. TOTAL AUCTION WEIGHTED AVERAGE ( ₹ )

	2021-22			2020-21			UPTO SALE - 26		
	SALE - 26	SALE - 25	+/-	SALE - 26	SALE - 25	+/-	2021-22	2020-21	2019-20
<b>CTC</b>	225.09	233.79	-8.70	269.01	259.25	9.76	221.56	236.91	<b>147.66</b>
<b>DUST</b>	228.05	223.73	4.32	253.93	239.78	14.15	213.72	226.08	<b>146.17</b>
<b>TOTAL</b>	<b>225.95</b>	<b>230.63</b>	<b>-4.68</b>	<b>263.68</b>	<b>252.24</b>	<b>11.44</b>	<b>219.33</b>	<b>233.44</b>	<b>147.17</b>

SOURCE: PARCON INDIA PVT LTD



# TEA NEWS AROUND THE GLOBE



## KOLKATA ORTHODOX / CTC MARKET

SALE NO.26 – SALE OF 30<sup>TH</sup> JUNE 2021

### 1. Market description :

- Strong demand.
- Clean, well made & improved teas were firm to dearer. Remainder were irregular around last. Secondaries & smaller Fannings were at times lower.
- Few tippy sorts on offer sold well in line with quality.
- Middle east & cis exporters were active, with selective enquiry from the continent.
- 40.8% teas sold above 300/- compared to 31.9% last week.
- Sale 28 closed with 48% higher offerings than sale 27 and only 3% lower compared to last year's similar sale.

	WHOLE LEAF			BROKENS	FANNINGS
TIPPY RANGE	500-1306			400-921	NQ
	1ST LINE	2ND LINE	GFOP	BROKENS	FANNINGS
BEST	380+	330-360+	NQ	290-350+	230-250+
GOOD	330-360+	310-330+	300-320	260-300	200-230
MEDIUM	290-320	280-300	280-300+	220-255	150-180

### 1. Market description :

- Good for liquoring sorts, fair for remainder.
- The good/best Assams sold around last, while the remainder tended irregularly easier.
- Dooars were generally easier, especially the plainer sorts.
- Dust category saw better demand, but tended lower, with the plainer teas witnessing some withdrawals.
- Hul and TCPL active with good support from other internal. Selective export enquiry.

### 2. TOTAL AUCTION WEIGHTED AVERAGE ( ₹ )

	2021-22			2020-21			UPTO SALE - 26		
	SALE - 26	SALE - 25	+/-	SALE - 26	SALE - 25	+/-	2021-22	2020-21	2019-20
CTC	245.65	235.68	9.96	261.47	251.69	9.79	226.15	233.73	155.99
DUST	254.56	246.59	7.97	243.78	228.58	15.20	224.07	230.42	159.47
TOTAL	248.01	238.62	9.39	256.64	247.44	9.20	225.62	233.04	156.92

SOURCE: PARCON INDIA PVT LTD



# UPCOMING AUCTION DETAILS

Auction No.	28		27	
Dates	19 <sup>th</sup> /20 <sup>th</sup> July 2021		13 <sup>th</sup> /14 <sup>th</sup> July 2021	
	No. of Lots	Qty – kg	No. of Lots	Qty – kg
Ex-Estate	825	958,321	831	956,149
Main Sale Total	11,133	5,854,625	11,573	6,148,088
High & Medium	1,785	907,881	1,727	877,728
Low Grown – Leafy	2,242	980,703	2,364	1,079,426
Low Grown – Semi Leafy	1,723	828,896	1,737	833,459
Low Grown Tippy	2,010	1,018,934	2,267	1,176,600
Premium / Flowery	332	59,758	381	66,532
Off Grades	2,333	1,342,117	2,480	1,471,411
Dust	708	716,336	617	642,932
Grand Total	11,958	6,812,946	12,404	7,104,237
Reprints	1,744	1,002,144	1,120	649,166
<b>Total No. of Lots on Offer</b>	<b>11,958</b>		<b>12,404</b>	
<b>Total Quantity on Offer (kg)</b>	<b>6,812,946</b>		<b>7,104,237</b>	



## SCHEDULED CLOSING DATES

Auction No.	Date of Sale	Ex-Estate	Main Sale
29	27 <sup>th</sup> / 28 <sup>th</sup> July 2021	08/07/2021	08/07/2021
30	03 <sup>rd</sup> / 04 <sup>th</sup> August 2021	15/07/2021	15/07/2021
31	10 <sup>th</sup> / 11 <sup>th</sup> August 2021	22/07/2021	22/07/2021

## PROMPT DATES

Auction No.	Buyers	Sellers
27	20/07/2021	22/07/2021
28	26/07/2021	27/07/2021
29	03/08/2021	04/08/2021



# ORDER OF SALE (SALE NO. 27 - 13<sup>TH</sup> / 14<sup>H</sup> JULY 2021)

## Main Sale Order – 1 (Leafy / Semi Leafy / Tippy / Premium / 1A)

Lanka Commodity Brokers Ltd
Asia Siyaka Commodities PLC
Mercantile Produce Brokers (Pvt) Ltd
Eastern Brokers. Ltd.
F & W Tea Brokers (Pvt) Ltd
Ceylon Tea Brokers PLC
Bartleet Produce Marketing (Pvt) Ltd
<b>JOHN KEELLS PLC</b>

## Main Sale Order – 2 (H & M / Off Grade / Dust)

Lanka Commodity Brokers Ltd
Ceylon Tea Brokers PLC
Eastern Brokers. Ltd.
<b>JOHN KEELLS PLC</b>
Asia Siyaka Commodities PLC
Mercantile Produce Brokers (Pvt) Ltd
F & W Tea Brokers (Pvt) Ltd
Bartleet Produce Marketing (Pvt) Ltd

## Ex-Estate

Ceylon Tea Brokers PLC
<b>JOHN KEELLS PLC</b>
Lanka Commodity Brokers Ltd
Bartleet Produce Marketing (Pvt) Ltd
Mercantile Produce Brokers (Pvt) Ltd
Asia Siyaka Commodities PLC
F & W Tea Brokers (Pvt) Ltd
Eastern Brokers. Ltd.

[ DB : HR / SG ]







“

*Happiness is not something ready made. It comes  
from your own actions.*

*– Dalai Lama XIV*

”