



TEA MARKET REPORT

JOHN KEELLS PLC

SALE NO.27 – 11TH / 12TH JULY 2022

ORDER OF SALE (SALE NO. 27 – 11TH / 12TH JULY 2022)

Main Sale Order – 1 (Leafy / Semi Leafy / Tippy / Premium / 1A)	Main Sale Order – 2 (H & M / Off Grade / Dust)	Ex-Estate
JOHN KEELLS PLC	Lanka Commodity Brokers Ltd	Asia Siyaka Commodities PLC
Forbes & Walker Tea Brokers (Pvt) Ltd	Ceylon Tea Brokers PLC	Lanka Commodity Brokers Ltd
Mercantile Produce Brokers (Pvt) Ltd	Eastern Brokers. Ltd.	Ceylon Tea Brokers PLC
Eastern Brokers. Ltd.	JOHN KEELLS PLC	Bartleet Produce Marketing (Pvt) Ltd
Bartleet Produce Marketing (Pvt) Ltd	Asia Siyaka Commodities PLC	JOHN KEELLS PLC
Asia Siyaka Commodities PLC	Mercantile Produce Brokers (Pvt) Ltd	Eastern Brokers. Ltd.
Ceylon Tea Brokers PLC	Forbes & Walker Tea Brokers (Pvt) Ltd	Mercantile Produce Brokers (Pvt) Ltd
Lanka Commodity Brokers Ltd	Bartleet Produce Marketing (Pvt) Ltd	Forbes & Walker Tea Brokers (Pvt) Ltd



AUCTION DETAILS

Auction No.	27	
Dates	11 th / 12 th July 2022	
	No. of Lots	ty – kg
Ex Estate	520	573,889
Main Sale Total	9,957	4,837,042
High & Medium	1,432	692,054
Low Grown - Leafy	2,080	872,115
Low Grown - Semi Leafy	1,360	574,718
Low Grown Tippy	1,832	904,578
Premium / Flowery	421	72,583
Off Grades	2,434	1,361,284
Dust	398	359,710
Grand Total	10,477	5,410,931
Reprints	773	410,858
Total No. of Lots Offered	10,477	
Total Quantity Offered (kg)	5,410,931	

PROMPT DATES

Auction No.	Buyers	Sellers
27	18/07/2022	19/07/2022



COMMENTS



Sri Lanka Tea Exports for the month of June 2022 was recorded at 23.5Mkg which is a decline of 12.6% when compared with the same period of the previous year. The average unit FOB value per kg. was Rs.862.38 above the average unit value per kg of 2021. The cumulative Export quantity for the year recorded a negative variance of 11.6Mkg against the corresponding period. The cumulative average FOB value recorded an increase of Rs.377.56 against last year's average FOB price. As a result, the value of Tea Exports for the period (January- June) in 2022 recorded a positive variance of Rs.36.4 billion over the previous year. Iraq has emerged as the leading importer of Sri Lanka Tea. The other major importers were U.A.E, Russia Turkey and Azerbaijan.

The 0.57Mkg of Ex estate teas on offer met with good demand. Select Best Western High Grown BOPs gained, whilst the below best and plainer varieties too appreciated from last week's levels. Select Best Western High Grown BOPFs were dearer, the below best and plainer sorts too, followed a similar trend. Nuwara Eliya BOPs were easier, the BOPFs were barely steady. Uda Pussellawa BOPs were irregularly lower, the BOPF were selectively dearer. UVA BOPs were easier, however the BOPFs were mostly dearer. Low Grown CTC BP1s gained, the High and Medium sorts were irregular. The Low Grown CTC PF1s too appreciated, the High and Medium sorts too were irregularly dearer.

The 2.3Mkg of Low Grown teas which were on offer met with good demand. In the Leafy segment, OPs were firm. Better OPAs were dearer, others were firm. OP1s met with good demand. In the Semi Leafy segment, BOP1s were irregularly lower. Pekoe varieties were lower, Pekoe1s were irregular. In the Small Leaf segment, well-made FBOPs were lower, others met with fair demand. FBOPF varieties were firm. Better FBOPF1s were a few rupees lower, others met with good demand. BOPF.SP, BOPF, BOP.SP and BOPs sold at fair levels. All Premium Flowery teas sold at firm levels.

Russia, Iran and the C.I.S countries lent fair support, Turkey was selective. Libya and Iraq were active.

ALL TIME RECORD PRICES OBTAINED IN THE JK PLC CATALOGUE

Garden Mark	Grade	Price Rs.	Category	Management Company/ Proprietor
Uva Highlands	BOPF.SP	2250/-	Uva High	Malwatte Valley Plantations PLC
Aislaby	FBOP	3500/-	Uva High	Malwatte Valley Plantations PLC
Delta CTC	BP1	1000/-	CTC Medium	Pussellawa Plantations Ltd.
Kalubowitiyana CTC	PF1	2950/-	CTC Low	Kalubowitiyana Tea Factory Ltd.
Cecilayan	BOP.SP	2800/-	Low	Ceciloyan Associates (Pvt.) Ltd
Broadlands SH	BOPF.SP	2850/-	Low	Tea Small Holder Factories PLC





MARKET DESCRIPTION

Western Teas

Select best BOPs were dearer by Rs.50/- to Rs.100/- and more, the below best and plainer varieties too appreciated by Rs.50/- to Rs.100/-. Medium BOPs were firm to a little dearer, the BOPFs were mostly firm.

Nuwara Eliya Teas

BOPs were tending easier, the BOPFs too were irregularly lower.

Uva Teas

Uva / Uda Pussellawa BOPs were irregularly easier, corresponding BOPFs however gained Rs.30/- to Rs.50/- following quality, others were tending easier.

CTC Teas

Low Grown BP1s appreciated Rs.100/-, High and Medium sorts gained irregularly. Low Grown BP1s were dearer by Rs.50/- to Rs.100/-, High and Medium sorts were tending irregular.

QUOTATIONS

	BOP – RS.	BOPF – RS.
Good Westerns	1420 – 1800	1400 – 1650
Average Westerns	1320 – 1400	1260 – 1380
Plainer Westerns	1100 – 1300	1100 – 1250
Western Mediums	1200 – 2450	780 – 1280
Uva Teas	1140 – 1550	1220 – 1400
Nuwara Eliya Teas	N/A	1180 – 1220
Uda Pussellawa Teas	1200 - 1480	1020 – 1360
CTC (BP1 and PF1)	520 - 1400	730 - 2950





MARKET DESCRIPTION

Low Grown

Select best OP1s were mainly firm, other well twisted OP1s along with the bolder types gained Rs.50/- to Rs.80/- and more at times, secondaries however met with irregular demand. Select best BOP1s were lower to last, others met with fair demand. Well-made OPs were dearer by Rs.50/- to Rs.100/-, secondaries were marginally lower. Well-made OPAs met with good demand and were mostly dearer, secondaries however were firm to easier by Rs.30/- to Rs.50/-. Well-made Pekoes met with lower demand, bold Pekoes too were firm to easier, reducers dropped by Rs.50/- to Rs.80/-. Shotty Pekoe1s were mainly firm, below best sorts too met with reasonable demand.

Select best and best BOPs were firm, below best and secondary types were firm to dearer by Rs.20/- to Rs.30/-. BOP.SP.s and BOPF.SP.s met with very good demand. BOPF.s followed a similar trend. Select best and best FBOPFF1s were irregularly lower by Rs.20/- to Rs.30/-, below best types met with very fair demand, secondaries were firm. Well-made FBOPs in the select best category were dearer by Rs.20/- to Rs.30/-, best types too were dearer by Rs.20/- to Rs.30/-, others were firm. FBOPF varieties met with good demand. Select best Premium Flowery teas were lower by a few rupees, others were firm on last.

Off Grades

Select best and best FGS1s were dearer by Rs.30/- to Rs.50/-, below best and poorer types were firm. Select best and best BMs were dearer by Rs.10/- to Rs.20/-, below best and poorer types declined by Rs.20/- to Rs.40/-. All BPs were firm. Select best and best BOP1As met with good demand, others were irregular.

Dust

Select best and best Dust1s appreciated Rs.10/- to Rs.20/-, below best and poorer sorts were dearer by Rs.15/- to Rs.20/-. High and Medium CTCs appreciated by Rs.10/- to Rs.15/-. Low Grown CTCs were dearer by Rs.10/- to Rs.15/-. Low Grown Dust/Dust1s were irregularly lower by Rs.5/- to Rs.10/-.



QUOTATIONS

	Select Best	Best	Below Best	Others
LIQUORING				
DUST-1	1200.00 - 1650.00	1000.00 - 1190.00	950.00 - 990.00	900.00 - 940.00
OFF GRADES				
FGS1	1060.00 - 1400.00	960.00 - 1050.00	750.00 - 950.00	450.00 - 740.00
FGS	1100.00 - 1600.00	800.00 - 1090.00	650.00 - 790.00	400.00 - 640.00
LOW GROWNS				
FBOPF / FFSP / FFEXSP	4500.00 - 9850.00	3500.00 - 4400.00	2000.00 - 3400.00	1000.00 - 1900.00
BOP	2100.00 - 2850.00	1400.00 - 2000.00	1100.00 - 1300.00	850.00 - 1050.00
BOPSP	1900.00 - 2800.00	1300.00 - 1800.00	1100.00 - 1250.00	850.00 - 1050.00
BOPF	1600.00 - 3150.00	1200.00 - 1500.00	900.00 - 1100.00	700.00 - 820.00
FBOPF1	2100.00 - 3400.00	1600.00 - 1900.00	1100.00 - 1500.00	800.00 - 1050.00
FBOP	2400.00 - 3800.00	1700.00 - 2300.00	1300.00 - 1600.00	900.00 - 1200.00
BOP1	3900.00 - 4150.00	3250.00 - 3800.00	2700.00 - 3150.00	1200.00 - 2000.00
OP1	3650.00 - 4100.00	2750.00 - 3200.00	2350.00 - 2600.00	800.00 - 1000.00
OP	2400.00 - 2850.00	1800.00 - 2100.00	1550.00 - 1750.00	1000.00 - 1100.00
OPA	1750.00 - 2650.00	1450.00 - 1600.00	1000.00 - 1250.00	750.00 - 950.00
PEKOE	1600.00 - 2600.00	1400.00 - 1500.00	1000.00 - 1300.00	800.00 - 950.00
PEKOE1	2300.00 - 2600.00	1800.00 - 2250.00	1400.00 - 1600.00	900.00 - 1100.00
DUST / DUST1	1200.00 - 1450.00	900.00 - 1190.00	800.00 - 890.00	700.00 - 790.00



- **Top Prices**
- **Colombo Auction Averages**
- **Agro Climatic District Averages**
- **All Brokers Private Sale Figures**



TOP PRICES (SALE NO. 27 – 11TH / 12TH JULY 2022)



WESTERN HIGH			
BOP		Wattegodde	1800.00
BOPSP	+	Queensberry	2300.00
BOPF/BOPFSP		Dessford	1650.00
FBOP/FBOP1		Bambrakelly	3200.00
FBOPF/FBOPF1	+	Bambrakelly	2400.00
BOP1		Weddemulla	2000.00
OP/OPA	*	Venture	1900.00
		Bambrakelly	1900.00
OP1		Inverness	2350.00
PEKOE/PEKOE1		Bogahawatte	1950.00

WESTERN MEDIUM			
BOP	++	Craighead	2450.00
	++	Harangalla	2450.00
BOPSP	+	Hatale	2400.00
BOPF/BOPFSP		Dartry Valley	1800.00
FBOP/FBOP1	+	Doombagastalawa	3400.00
FBOPF/FBOPF1		Craighead	2550.00
BOP1		Harangalla	3250.00
		Dartry Valley	3250.00
OP/OPA		Meezan	2200.00
OP1		Dartry Valley	2500.00
PEKOE/PEKOE1		Harangalla	2100.00

UDA PUSSELLAWA			
BOP	+	Gampaha	1950.00
BOPSP		Delmar	1950.00
BOPF/BOPFSP		Kirklees	1360.00
FBOP/FBOP1		Alma	2550.00
FBOPF/FBOPF1	+	Delmar	2450.00
BOP1		-	-
OP/OPA		Blairlomond	1460.00
OP1		Gordon	2200.00
PEKOE/PEKOE1		Alma	1750.00

UVA HIGH			
BOP		Glenanore	2350.00
BOPSP		Ranaya	2400.00
BOPF/BOPFSP	*+	Uva Highlands	2250.00
FBOP/FBOP1	*+	Aislaby	3500.00
FBOPF/FBOPF1		Glenanore	2500.00
		Ranaya	2500.00
BOP1	+	Glenanore	3350.00
OP/OPA	*	Spring Valley	1950.00
		Ranaya	1950.00
OP1	*	Glenanore	2500.00
PEKOE/PEKOE1		Ranaya	1950.00

UVA MEDIUM			
BOP		Dickwella	2350.00
BOPSP	+	Demodera 's'	2500.00
BOPF/BOPFSP	++	Dickwella	2350.00
FBOP/FBOP1	++	Glen Alpin	3350.00
FBOPF/FBOPF1		Demodera's'	2500.00
		Glen Alpin	2500.00
BOP1	*++	Demodera's'	3450.00
OP/OPA		Maratenne	1950.00
		Tinioya	1950.00
		Aruna Keppetipola	1950.00
OP1	*	Glen Alpin	3050.00
PEKOE/PEKOE1		Aruna Keppetipola	1950.00

CTC HIGH			
PF1	*	Ulugedara CTC	1300.00
BP1		Mount Vernon CTC	630.00
BPS		Mount Vernon CTC	670.00
OF	-	-	-

CTC MEDIUM			
PF1		New Peacock CTC	1220.00
BP1	*+	Delta CTC	1000.00
BPS	-	-	-
OF	-	-	-

NUWARA ELIYA			
BOP	*	Kenmare	2400.00
BOPF/BOPFSP		Mahagastotte	1220.00
FBOP/FBOP1		Court Lodge	1950.00
OP/OPA		-	-
PEKOE/PEKOE1		Mahagastotte	1420.00

CTC LOW			
PF1	*+	Kalubowitiyana CTC	2950.00
BP1		Ceciliyan CTC	1550.00
BPS	-	-	-
OF	*	Peakwatta CTC	660.00



TOP PRICES (SALE NO. 27 – 11TH / 12TH JULY 2022)



LOW			
BOP		Pothotuwa	2850.00
BOPSP	*+	Ceciliyan	2800.00
BOPF	+	Hidellana	3150.00
		Brombil	2750.00
	*	Ceciliyan	2550.00
BOPFSP	*+	Broadlands SH	2850.00
	+	Golden Garden	2850.00
FBOP		Gunawardana	3800.00
FBOP1		Golden Garden	3850.00
FBOPF	+	Sihara	4600.00
FBOPF1		Hidellana	3400.00
	*	Hiniduma Smallholders	3350.00
	*	Hingalgoda Smallholders	3350.00
BOP1		New Vithanakanda	4150.00
OP1		Lumbini	4100.00
		Pothotuwa	4100.00
OP		New Deniyaya	2850.00
OPA		Liyonta	2650.00
PEKOE		Lumbini	2600.00
PEKOE1		Galatara	2600.00

PREMIUM			
FBOPFSP		New Deniyaya	9800.00
FBOPFEXSP		Uruwala	9850.00
FBOPFEXSP1		Brombil	9650.00

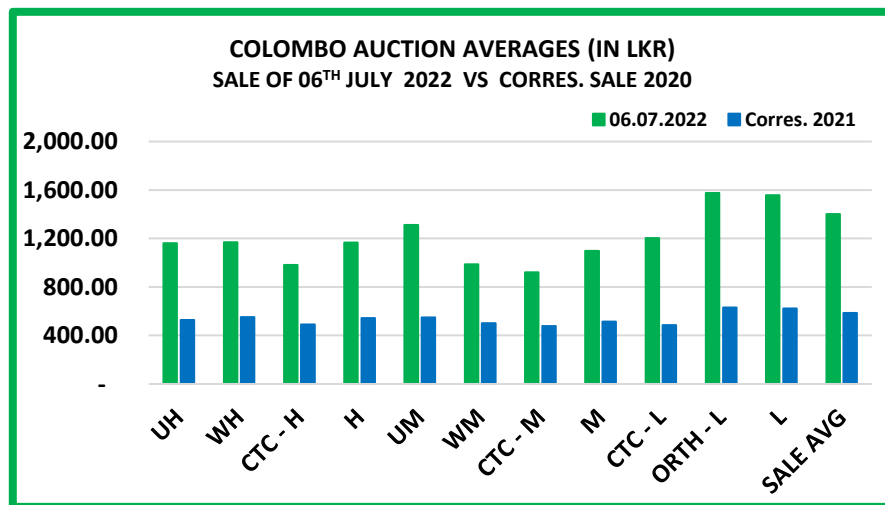
DUST			
DUST1		Ceciliyan CTC	2250.00
P.DUST	*	Ceciliyan CTC	2950.00

OFF GRADES			
FNGS/FNGS1	+	Chandrika Estate	1600.00
PFNGS	*	Hingalgoda CTC	1850.00
BM		Gunawardana	1750.00
BP	+	Hidellana	2200.00
BOP1A	+	Allen Valley	1900.00

**** MORE THAN ONE TOP PRICE OBTAINED**
*** TEAS SOLD BY JOHN KEELLS PLC**
+ ALL TIME RECORD PRICE
++ ALL TIME RECORD PRICE EQUALED

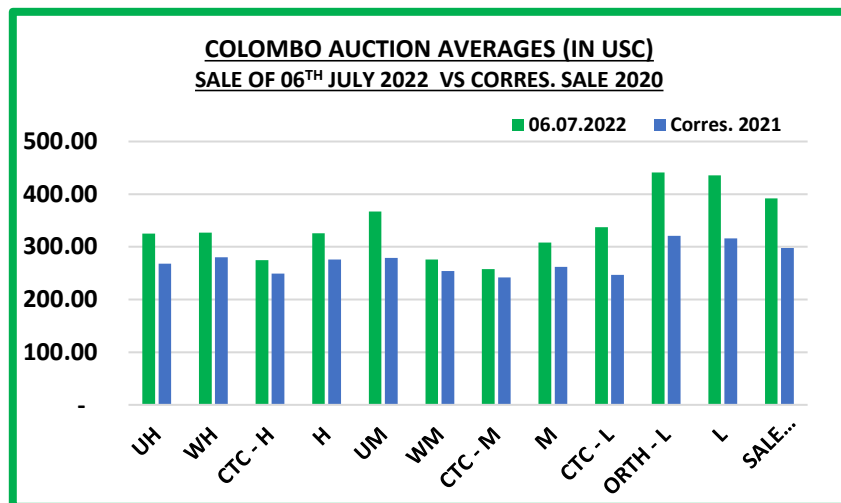


COLOMBO AUCTION AVERAGES



	Sale of 29/06/2022In LKR	Sale of 06/07/2022 In LKR	Corres. 2021 In LKR
Uva High Grown	1141.22	1160.56	527.08
Western High Grown	1110.63	1168.61	551.10
CTC High Grown	933.65	982.65	489.65
Summary of High Grown	1122.24	1165.63	543.08
Uva Medium Grown	1244.00	1312.58	549.82
Western Medium Grown	899.00	987.57	500.53
CTC Medium Grown	829.12	920.21	476.42
Summary of Medium Grown	1005.00	1098.60	515.29
CTC Low Grown	982.01	1203.64	485.08
Orthodox Low Grown	1540.44	1574.84	630.72
Summary of Low Grown	1507.62	1557.90	622.38
TOTAL SALE AVERAGE	1330.70	1401.12	585.88

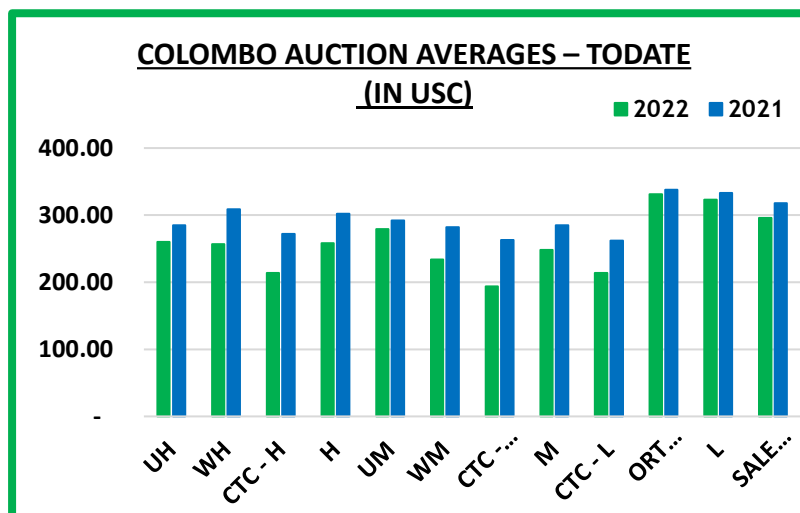
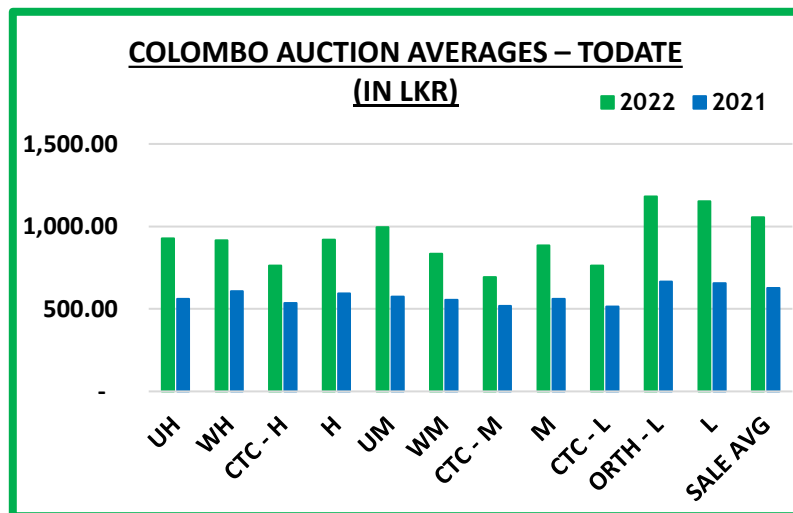
COLOMBO AUCTION AVERAGES



	Sale of 29/06/2022 In USC	Sale of 06/07/2022 In USC	Corres. 2021 In USC
Uva High Grown	319	325	268
Western High Grown	310	327	280
CTC High Grown	261	275	249
Summary of High Grown	314	326	276
Uva Medium Grown	348	367	279
Western Medium Grown	251	276	254
CTC Medium Grown	232	258	242
Summary of Medium Grown	281	308	262
CTC Low Grown	274	337	247
Orthodox Low Grown	430	441	321
Summary of Low Grown	421	436	316
TOTAL SALE AVERAGE	372	392	298



COLOMBO AUCTION AVERAGES



January to Date (Sale No.26)	2022 LKR	2021 LKR	2022 USC	2021 USC
Uva High Grown	926.89	560.91	260	285
Western High Grown	915.96	607.38	257	309
CTC High Grown	762.39	536.10	214	272
Summary of High Grown	919.42	594.01	258	302
Uva Medium Grown	996.16	574.75	279	292
Western Medium Grown	835.33	554.22	234	282
CTC Medium Grown	693.12	518.06	194	263
Summary of Medium Grown	884.51	560.28	248	285
CTC Low Grown	762.46	514.91	214	262
Orthodox Low Grown	1180.70	664.77	331	338
Summary of Low Grown	1151.86	655.82	323	333
TOTAL SALE AVERAGE	1055.05	626.24	296	318



COLOMBO AUCTION AVERAGES

FROM 01 ST JULY 2022	LKR
Uva High Grown	1158.24
Western High Grown	1161.89
Summary of High Grown	1160.54
Uva Medium Grown	1314.03
Western Medium Grown	980.34
Summary of Medium Grown	1091.57
Summary of Low Grown	1552.90
TOTAL SALE AVERAGE	1393.47



SUB DISTRICT AVERAGE PRICES DURING THE MONTH OF JUNE 2022

SUB DISTRICTS	MONTH	CUM.	SUB DISTRICTS	MONTH	CUM.
(A) NUWARA ELIYA	1,010.56	953.55	(D) UDA PUSSELLAWA		
			(i) Uda Pussellawa / Halgranoya	925.40	845.17
(B) WESTERNS			(ii) Maturata	1,069.46	890.95
(i) Ramboda	1,022.11	916.16			
(ii) Pundaluoya	931.63	820.15	(E) UVAS		
(iii) Agarapatana	972.71	865.69	(i) Koslanda / Haldumulla	1,495.56	1,175.30
(iv) Nanuoya/ Lindula/ Talawakelle	1,115.03	977.97	(ii) Haputale	1,161.37	931.97
(v) Patana / Kotagala	921.58	826.51	(iii) Bandarawela / Poonagalla	979.41	832.48
(vi) Hatton / Dickoya	927.20	846.06	(iv) Malwatte / Welimada	1,077.06	893.23
(vii) Bogawantalawa	1,000.20	914.37	(v) Demodara / Haliella / Badulla	1,232.74	1,021.40
(viii) Upcot / Maskeliya	1,017.90	897.38	(vi) Ella / Namunukula	891.08	725.35
			(vii) Passara / Lunugalla	1,078.46	911.61
(C) MEDIUMS			(viii) Madulsima	957.96	872.13
(i) Watawala/ Ginigathhena / Norton Bridge	828.18	682.37			
(ii) Pussellawa / Hewaheta	926.21	836.87	(F) LOW GROWNS		
(iii) Kotmale	1,040.04	964.93	(i) Deniyaya	1,719.64	1,311.81
(iv) Gampola / Nawalapitiya / Dolosbage	978.97	857.95	(ii) Galle	1,571.37	1,200.95
(v) Nilambe / Hantane / Galaha	991.01	859.98	(iii) Kalutara	1,286.57	1,023.83
(vi) Kadugannawa	890.53	890.53	(iv) Kegalle	1,108.64	940.19
(vii) Madulkelle / Knuckles / Rangala	872.76	763.25	(v) Kellani Valley	1,417.95	1,128.44
(viii) Hunnagiriya / Matale / Yakdessa	878.87	815.64	(vi) Kandy / Matale / Kurunegala	840.19	714.77
(ix) Balangoda / Rakwana	1,151.90	986.34	(vii) Matara	1,744.60	1,293.34
			(viii) Morawaka	1,626.22	1,215.29
			(ix) Ratnapura	1,399.94	1,130.11
			(x) Balangoda	1,139.87	1,008.50

SOURCE : SRI LANKA TEA BOARD



ALL BROKERS PRIVATE SALE FIGURES (FOR THE PERIOD – 04TH TO 09TH JULY 2022)

	WEEKLY	TODATE
High & Medium	30,519.50	1,142,140.60
Low	8,158.00	163,766.75
Green Tea	28,264.00	785,047.30
Organic Tea	8,335.00	254,172.93
BMF	152,428.00	3,867,189.00
Direct Sales	-	-
Forward Contract	34,000.00	1,061,240.00





- **Crop and Weather**
- **Crop Figures**
- **Export Figures**
- **Tea News**

CROP AND WEATHER - FOR THE PERIOD OF – 04TH TO 10TH JULY 2022



Western

Bright weather with occasional showers were reported in Agarapatana and Bogawanthalawa districts whilst dull weather conditions were experienced in the Dickoya district.



Nuwara Eliya

Nuwara Eliya district experienced rainfall throughout the week.



Uva

Bright weather conditions were experienced throughout the week in Badulla and Lunugala districts whilst, dull weather with occasional scattered showers were recorded in the Haputale district.



Low Grown

Bright weather conditions with occasional showers were reported throughout the week in the Galle district whilst, bright weather conditions prevailed throughout the week in Rathnapura and Deniyaya districts.



Crop

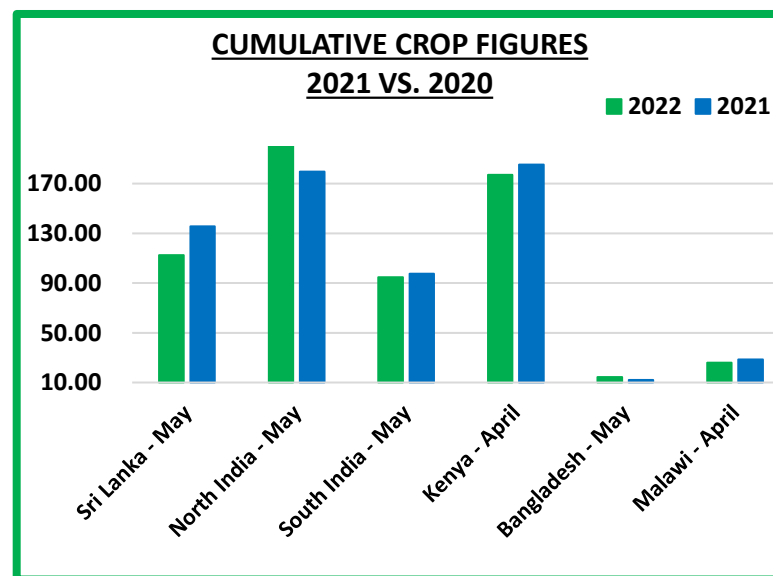
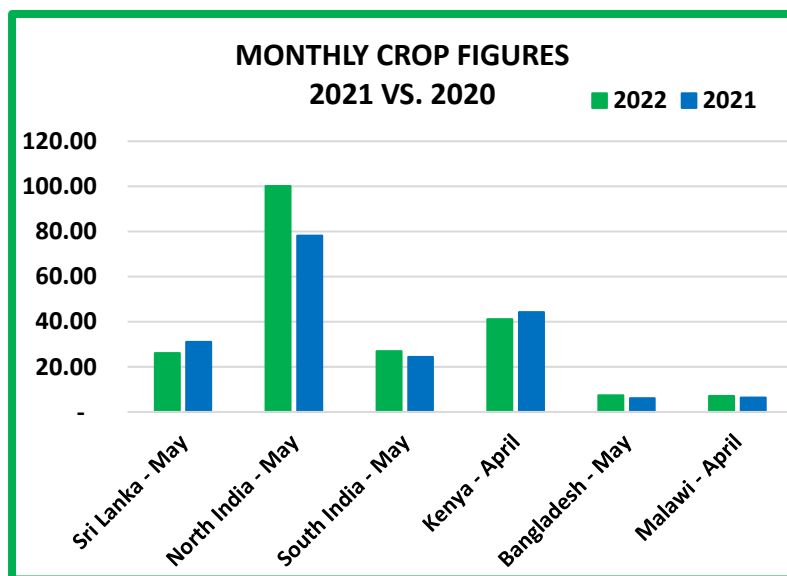
Crop intakes are low.



CROP FIGURES OF MAJOR PRODUCING & EXPORTING COUNTRIES

Country	Month	2022	2021	Cumulative + Inc. / Dec.	Cumulative	2022	2021	Cumulative + Inc. / Dec.
Sri Lanka	May	26.03	31.10	- 5.07	Upto May	112.56	135.64	- 23.08
North India	May	100.18(E)	78.14	+ 22.04	Upto May	225.39(E)	179.62	- 21.54
South India	May	26.93(E)	24.41	2.52	Upto May	94.67(E)	97.47	- 2.80
Kenya	April	41.17	44.29	- 3.12	Upto April	177.00	185.28	- 8.28
Bangladesh	May	7.42	6.15	+ 1.27	Upto May	14.48	12.07	+ 2.41
Malawi	April	7.10	6.40	- 0.70	Upto April	26.00	28.60	- 2.60

(E) - Estimated



SRI LANKA TEA EXPORTS



DESCRIPTION	QTY (KG)	VALUE (RS)	APPROX.AV.UNIT FOB VALUE PER KG.RS/CTS
JUNE 2022			
Instant Tea	209,906.78	592,848,542.00	2,824.34
Tea in Packets	10,729,031.03	17,996,076,207.00	1,677.33
Green Tea	481,742.34	1,846,027,221.00	3,831.98
Tea in Bags	1,987,167.92	6,105,989,826.00	3,072.71
Tea in Bulk	10,170,337.87	15,419,421,264.00	1,516.12
Total	23,578,185.94	41,960,363,060.00	1,779.63
JUNE 2021			
Instant Tea	352,004.30	613,060,762.00	1,741.63
Tea in Packets	11,983,399.75	10,339,604,750.00	862.83
Green Tea	325,015.21	737,099,602.00	2,267.89
Tea in Bags	2,283,598.79	3,586,164,766.00	1,570.40
Tea in Bulk	12,049,835.97	9,484,173,929.00	787.08
Total	26,993,854.02	24,760,103,809.00	917.25
JANUARY / JUNE 2022			
Instant Tea	1,256,731.22	2,743,795,558.00	2,183.28
Tea in Packets	57,320,456.38	69,644,837,300.00	1,215.01
Green Tea	2,091,755.54	6,403,409,709.00	3,061.26
Tea in Bags	10,991,847.02	24,486,136,248.00	2,227.66
Tea in Bulk	53,636,256.79	60,953,921,625.00	1,136.43
Total	125,297,046.95	164,232,100,440.00	1,310.74
JANUARY / JUNE 2021			
Instant Tea	1,516,302.08	2,685,292,309.00	1,770.95
Tea in Packets	61,049,822.21	53,729,998,261.00	880.10
Green Tea	2,114,133.47	4,542,353,555.00	2,148.57
Tea in Bags	12,527,282.24	19,263,036,779.00	1,537.69
Tea in Bulk	59,775,196.41	47,609,242,049.00	796.47
Total	136,982,736.41	127,829,922,953.00	933.18



MAJOR IMPORTERS OF SRI LANKA TEA

JANUARY / JUNE 2022

COUNTRY	BULK TEA	PACKETED TEA	TEA BAG	INSTANT TEA	GREEN TEA	TOTAL 2022	TOTAL 2021
IRAQ	3,068,008.00	20,266,164.55	148,780.68	-	28,405.80	23,511,359.03	16,084,246.96
U.A.E.	6,512,614.06	3,970,438.64	112,452.55	124.96	145,000.99	10,740,631.20	10,287,192.38
RUSSIA	8,266,329.00	1,458,715.81	194,940.02	439.38	184,373.62	10,104,797.83	13,310,695.41
TURKEY	1,423,408.00	5,591,380.34	35,884.70	-	12,536.00	7,063,209.04	17,069,653.46
AZERBAIJAN	6,063,083.00	246,087.88	2,478.75	-	4,619.50	6,316,269.13	6,148,891.46
IRAN	2,748,453.00	3,418,627.80	58,769.62	-	3,919.20	6,229,769.62	6,303,191.86
CHINA	4,718,279.74	839,410.89	88,504.23	72,111.10	22,208.96	5,740,514.92	7,475,961.80
LIBYA	-	5,429,934.50	19,037.34	-	273,495.20	5,722,467.04	5,643,775.50
GERMANY	2,761,546.00	1,049,153.00	123,338.85	-	40,299.16	3,974,337.01	2,877,298.89
CHILE	3,189,360.00	126,960.96	534,637.12	-	43,060.44	3,894,018.52	3,554,410.99





TEA NEWS AROUND THE GLOBE

SILIGURI MARKET

SALE NO.27 – SALE OF 08TH JULY 2022

- Market Description :**
 - Demand – good for quality and fair for remainder.
 - Levels eased in line with quality.
 - Internal buyers were active with some support from HUL/TCPL. Exporters were selective.

2. TOTAL AUCTION WEIGHTED AVERAGE (₹)

	2022-23			2021-22			UPTO SALE - 27		
	SALE - 27	SALE - 26	+/-	SALE - 27	SALE - 26	+/-	2022-23	2021-22	2020-21
CTC	187.31	199.00	-11.68	182.07	193.19	-11.11	199.21	206.32	216.46
DUST	186.06	193.47	-7.41	174.14	183.77	-9.63	189.52	193.90	204.07
TOTAL	187.17	198.40	-11.24	181.19	192.22	-11.02	198.12	204.90	214.79

SOURCE: PARCON INDIA PVT LTD

GUWAHATI MARKET

SALE NO.27 – SALE OF 08TH JULY 2022

- Market Description :**
 - Fair demand in both leaf and dust segments.
 - Best & good sorts were well received, though at easier levels.
 - Remainder also eased irregularly in line with quality and this category faced higher withdrawals.
 - The dust segment witnessed more resistance than the leaf.
 - HUL lent useful support, particularly for the liquoring dusts.
 - Western India/internal buyers and exporters operated with some support from TCPL.

2. TOTAL AUCTION WEIGHTED AVERAGE (₹)

	2022-23			2021-22			UPTO SALE - 27		
	SALE - 27	SALE - 26	+/-	SALE - 27	SALE - 26	+/-	2022-23	2021-22	2020-21
CTC	207.62	215.00	-7.38	204.84	225.09	-20.24	206.88	219.11	243.69
DUST	211.56	209.10	2.46	212.57	228.05	-15.48	200.11	213.55	235.46
TOTAL	208.75	213.32	-4.57	207.08	225.95	-18.87	205.05	217.53	240.95

SOURCE: PARCON INDIA PVT LTD





TEA NEWS AROUND THE GLOBE

KOLKATA ORTHODOX / CTC MARKET

SALE NO.27 – SALE OF 08TH / 09TH JULY 2022

1. Market Description :

- Strong demand at easier rates.
- The few Tippy sorts sold well in line with quality.
- Good enquiry on leafy Fannings which were irregular around last.
- Inferior secondaries saw less demand.
- Exporters to the middle east active with support from the CIS. Some enquiry from the continent.

	WHOLE LEAF		BROKENS		FANNINGS
TIPPY RANGE	800-1600+		490-750+		370-430+(N)
	1ST LINE	2ND LINE	LARGER	SMALLER	LEAFY
BEST	570-670+	480-600+	420-480+	420-480+	320-360+
GOOD	450-530	430-465	360-390	365-400	270-300
MEDIUM	385-420	360-400	320-340	325-365	200-250

1. Market description :

- Demand: good for liquoring sorts and fair for remainder.
- Good Assams were barely steady and at times tended easier, more so on the Fannings. Medium categories on the other hand were firm. Good & better medium Dooars sold at irregular levels, plainer sorts tended lower and witnessed some withdrawals.
- Dust market continues to remain strong and is now outselling the corresponding brokens, except for the best sorts.
- WI and HUL were active with support from all sections of the trade.

2. TOTAL AUCTION WEIGHTED AVERAGE (₹)

	2022-23			2021-22			UPTO SALE - 27		
	SALE - 27	SALE - 26	+/-	SALE - 27	SALE - 26	+/-	2022-23	2021-22	2020-21
CTC	241.03	252.62	-11.59	224.28	245.65	-21.37	226.69	225.91	242.01
DUST	273.20	273.61	-0.40	244.09	254.56	-10.47	246.33	226.65	239.99
TOTAL	250.18	258.88	-8.70	229.43	248.01	-18.59	232.06	226.10	241.56

SOURCE: PARCON INDIA PVT LTD



UPCOMING AUCTION DETAILS

Auction No.	29		28	
Dates	26 th / 27 th July 2022		19 th / 20 th July 2022	
	No. of Lots	Qty – kg	No. of Lots	Qty – kg
Ex-Estate	494	541,797	503	561,381
Main Sale Total	9,537	4,567,389	9,893	4,843,349
High & Medium	1,379	671,061	1,426	698,757
Low Grown – Leafy	1,976	819,749	2,107	877,585
Low Grown – Semi Leafy	1,315	550,367	1,337	573,787
Low Grown Tippy	1,850	927,195	1,785	895,788
Premium / Flowery	485	76,559	436	74,746
Off Grades	2,138	1,171,602	2,381	1,331,504
Dust	394	350,856	421	391,182
Grand Total	10,031	5,109,186	10,396	5,404,730
Reprints	441	259,041	695	368,581
Total No. of Lots on Offer	10,031		10,396	
Total Quantity on Offer (kg)	5,109,186		5,404,730	



SCHEDULED CLOSING DATES

Auction No.	Date of Sale	Ex-Estate	Main Sale
30	02 nd / 03 rd August 2022	14/07/2022	14/07/2022
31	08 th / 09 th August 2022	21/07/2022	21/07/2022
32	16 th / 17 th August 2022	28/07/2022	28/07/2022

PROMPT DATES

Auction No.	Buyers	Sellers
28	26/07/2022	27/07/2022
29	02/08/2022	03/08/2022
30	09/08/2022	10/08/2022



ORDER OF SALE (SALE NO. 28 – 19TH / 20TH JULY 2022)

Main Sale Order – 1 (Leafy / Semi Leafy / Tippy / Premium / 1A)	Main Sale Order – 2 (H & M / Off Grade / Dust)	Ex-Estate
Forbes & Walker Tea Brokers (Pvt) Ltd	Ceylon Tea Brokers PLC	Lanka Commodity Brokers Ltd
Mercantile Produce Brokers (Pvt) Ltd	Eastern Brokers. Ltd.	Ceylon Tea Brokers PLC
Bartleet Produce Marketing (Pvt) Ltd	JOHN KEELLS PLC	Bartleet Produce Marketing (Pvt) Ltd
Asia Siyaka Commodities PLC	Asia Siyaka Commodities PLC	JOHN KEELLS PLC
Eastern Brokers. Ltd.	Mercantile Produce Brokers (Pvt) Ltd	Eastern Brokers. Ltd.
Ceylon Tea Brokers PLC	Forbes & Walker Tea Brokers (Pvt) Ltd	Mercantile Produce Brokers (Pvt) Ltd
Lanka Commodity Brokers Ltd	Bartleet Produce Marketing (Pvt) Ltd	Forbes & Walker Tea Brokers (Pvt) Ltd
JOHN KEELLS PLC	Lanka Commodity Brokers Ltd	Asia Siyaka Commodities PLC

[DB : HR / SG]





“

This country will not be a good place for any of us to live
in unless we make it a good place for all of us to live in.

— *Theodore Roosevelt*

”