



TEA MARKET REPORT

JOHN KEELLS PLC

SALE NO. 28 – 15TH / 17TH JULY 2024

ORDER OF SALE (SALE NO. 28 – 15TH / 17TH JULY 2024)

Main Sale Order – 1 (Leafy / Semi Leafy / Tippy / Premium / 1A)	Main Sale Order – 2 (H & M / Off Grade / Dust)	Ex-Estate
FORBES & WALKER TEA BROKERS (PVT) LTD	CEYLON TEA BROKERS PLC	MERCANTILE PRODUCE BROKERS (PVT) LTD
MERCANTILE PRODUCE BROKERS (PVT) LTD	EASTERN BROKERS. LTD.	BARTLEET PRODUCE MARKETING (PVT) LTD
BARTLEET PRODUCE MARKETING (PVT) LTD	JOHN KEELLS PLC	ASIA SIYAKA COMMODITIES PLC.
ASIA SIYAKA COMMODITIES PLC.	ASIA SIYAKA COMMODITIES PLC.	LANKA COMMODITY BROKERS LTD
EASTERN BROKERS. LTD.	MERCANTILE PRODUCE BROKERS (PVT) LTD	CEYLON TEA BROKERS PLC
CEYLON TEA BROKERS PLC	FORBES & WALKER TEA BROKERS (PVT) LTD	JOHN KEELLS PLC
LANKA COMMODITY BROKERS LTD	BARTLEET PRODUCE MARKETING (PVT) LTD	FORBES & WALKER TEA BROKERS (PVT) LTD
JOHN KEELLS PLC	LANKA COMMODITY BROKERS LTD	EASTERN BROKERS. LTD.



AUCTION DETAILS

Auction No.	28	
Dates	15 th / 17 th July 2024	
	No. of Lots	Qty – kg
Ex Estate	745	765,911
Main Sale Total	10,048	4,626,804
High & Medium	1,688	752,385
Low Grown - Leafy	1,985	771,768
Low Grown - Semi Leafy	1,434	601,036
Low Grown Tippy	1,878	878,656
Premium / Flowery	387	63,316
Off Grades	2,138	1,067,688
Dust	538	491,955
Grand Total	10,793	5,392,715
Reprints	759	356,296
Total No. of Lots Offered	10,793	
Total Quantity Offered (kg)	5,392,715	

PROMPT DATES

Auction No.	Buyers	Sellers
28	23/07/2024	24/07/2024



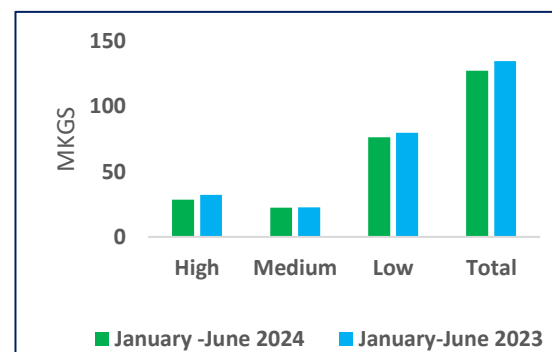
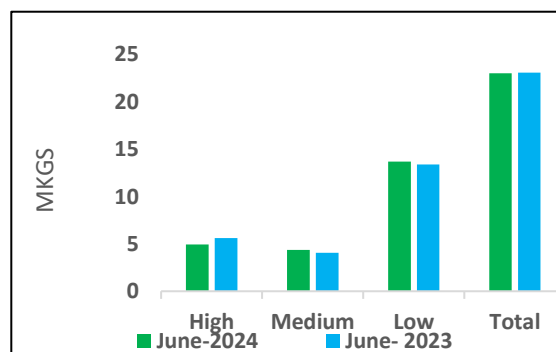
COMMENTS



Sri Lanka harvested a crop of 23.0Mkg during the Month of June 2024 which is a marginal decline when compared to the crop harvested in June 2023.

The main contributor for the 23.0Mkg was from the Low Grown planting districts with 59.5%, followed by High Grown at 21.4% and the Medium Grown at 19%. When compared with the crop in June 2024, a negative variance was recorded in the High Grown at 12% and positive variances were recorded for Medium Grown at 8% and Low Grown at 2% respectively.

Tea Production June 2024								
Black Tea Production According To Elevations								
Elevation	June (Kg)				January to Date (Kg)			
	2024	2023	Change	% Change	2024	2023	Change	% Change
High	4,932,517	5,608,026	-675,509	-12%	28,486,365	32,155,754	-3,669,389	-11.41%
Medium	4,382,933	4,075,838	307,095	8%	22,518,260	22,649,523	-131,263	-0.58%
Low	13,708,936	13,404,612	304,324	2%	76,429,111	79,860,466	-3,431,355	-4.30%
Total	23,024,387	23,088,476	-64,089	0%	127,433,736	134,665,743	-7,232,007	-5.37%



COMMENTS – Cont'd...



Sri Lanka Tea Exports for the month of June 2024 was recorded at 20.9Mkg which is a decline of 2.1% when compared with the same period of the previous year. The average unit FOB value per kg. was Rs.196.04 above the average unit value per kg of June 2023. The cumulative Export quantity for the year recorded a positive variance of 6.8Mkg against the corresponding period. The cumulative average FOB value recorded a decline of Rs.99.61 against last year's average FOB price. As a result, the value of Tea Exports for the period (January- June) in 2024 recorded a negative variance of Rs.1.0 billion in comparison to the previous year. Iraq emerged as the leading importer of Sri Lanka Tea and the other major importers were Russia, U.A.E, Turkey and Iran.

The 0.76Mkg of Ex-Estate teas on offer met with irregular demand. A few Select Best Western High Grown BOPs gained following special inquiry, the others along with the below best and plainer varieties were irregularly lower. Select Best Western High Grown BOPs appreciated following special inquiry, the below best and plainer sorts were firm to irregularly dearer. There were hardly any Nuwara Eliya BOPs on offer, the BOPFs mostly remained unsold due to a lack of suitable bids. Uda Pussellawa BOPs / BOPFs barely maintained last levels. Uva BOPs were firm to lower following quality, the BOPFs maintained last week's levels. Low Grown CTC BP1s were firm, the High and Medium sorts were firm to irregular. Low Grown CTC PF1s were tending dearer, the High and Medium sorts were firm to irregular following quality.

The 2.3Mkg of Low Grown teas on offer met with fair demand. In the Leafy segment, OP/OPA's were lower. OP1s met with irregular demand. Well-made BOP1s were firm, others were irregularly lower. PEKOE / PEKOE1s met with lower demand. In the Small Leaf segment, Well-made FBOPs met with fair demand, others were irregularly lower. FF1s experienced fair demand. BOPF.SP, BOPF, BOP.SP and BOP grades were firm. FF varieties were firm. Premium flowery teas met with fair demand.

Turkey, Russia, Iran and the C.I.S countries lent fair support. Libya and Iraq were active.





MARKET DESCRIPTION

Western Teas

Select best Western High Grown BOPs gained Rs.50/- to Rs.100/-, the below best and plainer varieties were tending irregular. Select best BOPFs gained Rs.20/- to Rs.50/- selectively, the below best and plainer varieties were firm to irregularly dearer. Medium BOP / BOPFs were firm.

Nuwara Eliya Teas

There were hardly any BOPs on offer, the BOPs mostly remained unsold due to a lack of suitable bids.

Uva Teas

Uva BOPs were firm to a little lower following quality, the BOPFs maintained last week's levels. Uda Pussellawa BOP / BOPFs barely maintained last levels.

CTC Teas

Low Grown CTC BP1s were firm, the High and Medium sorts were firm to a little irregular. Low Grown CTC PF1s gained Rs.20/- to Rs.40/-, the High and Medium sorts were firm to irregular following quality.

QUOTATIONS

	BOP – RS.	BOPF – RS.
Good Westerns	1340 – 1550	1350 – 1400
Average Westerns	1200 – 1320	1260 – 1340
Plainer Westerns	1040 – 1180	1100 – 1250
Western Mediums	810 – 1900	730 – 1240
Uva Teas	1080 – 1340	1050 – 1220
Nuwara Eliya Teas	NQ	NQ
Uda Pussellawa Teas	1000 – 1100	1020 – 1220
CTC (BP1 and PF1)	710 – 1320	730 – 1420





MARKET DESCRIPTION

Low Grown

Select best and best OP1s sold at lower levels, below best types were irregular, secondaries were firm on last levels, poorer sorts were lower. Select best OP / OPAs sold at last levels despite irregular demand, others sold at lower levels. Select best BOP1s were firm on last levels, bolder types were lower to last. Select best Pekoes and bolder types were lower by Rs.100/- to Rs.150/-. Shotty Pekoe1s were firm to easier, others met with irregular demand.

Select best and best BOPs were firm, below best types were lower by Rs.40/- to Rs.60/-, secondary types were firm. BOP.SP.s and BOPF.SP.s met with fair demand. BOPFs followed a similar trend. Select best FBOPF1s were fully firm, best types are irregularly lower, below best and secondary types were lower by Rs.40/- to Rs.60/- and more at times. Select best FBOPs were firm, best types were lower by a few rupees, below best and secondary types too were firm. FF varieties were firm. Well-made Premium Flowery teas met with good demand, others met with irregular demand.

Off Grades

Select best and best Fgs1s were firm on last levels whilst below best and poorer sorts were lower by Rs.20/- to Rs.40/-. Select best and best BMs were lower by Rs.40/- to Rs.60/-, below best and poorer types maintained on last levels. Select best and best BPs depreciated by Rs.20/- to Rs.40/-, below best and poorer varieties were lower by Rs.10/- to Rs.20/-. Select best BOP1As were higher by Rs.20/- to Rs.50/-, best types were higher by Rs.50/- to Rs.100/-, below best BOP1As were lower by Rs.20/- to Rs.80/- whilst poorer types were lower by Rs.50/- to Rs.70/-.

Dust

Select best and best Dust1s declined by Rs.20/- to Rs.40/- and more towards the closure, below best and poorer types were firm. High and Medium CTCs declined by Rs.20/- to Rs.40/-. Low Grown CTCs were firm. Low Grown Dust / Dust1s were firm on last.



QUOTATIONS

	Select Best	Best	Below Best	Others
LIQUORING				
DUST-1	1260.00 - 1650.00	1180.00 - 1250.00	1000.00 - 1170.00	720.00 - 990.00
OFF GRADES				
FGS1	1140.00 - 1200.00	1080.00 - 1130.00	850.00 - 1070.00	670.00 - 840.00
FGS	860.00 - 960.00	800.00 - 850.00	740.00 - 790.00	600.00 - 730.00
LOW GROWNS				
FBOPF / FFSP / FFEXSP	6000.00 - 7000.00	4400.00 - 5800.00	2500.00 - 4000.00	1200.00 - 1500.00
BOP	1800.00 - 2100.00	1600.00 - 1750.00	1300.00 - 1550.00	900.00 - 1200.00
BOPSP	1450.00 - 1900.00	1200.00 - 1400.00	900.00 - 1100.00	750.00 - 850.00
BOPF	1400.00 - 1750.00	900.00 - 1100.00	800.00 - 870.00	700.00 - 790.00
FBOPF1	1900.00 - 2100.00	1600.00 - 1800.00	1350.00 - 1500.00	900.00 - 1250.00
FBOP	2200.00 - 2400.00	1750.00 - 1900.00	1500.00 - 1650.00	1100.00 - 1300.00
BOP1	2350.00 - 3200.00	1950.00 - 2300.00	1300.00 - 1600.00	1000.00 - 1280.00
OP1	2350.00 - 3400.00	2050.00 - 2300.00	1500.00 - 1900.00	750.00 - 1450.00
OP	1500.00 - 1800.00	1400.00 - 1480.00	1200.00 - 1340.00	800.00 - 1180.00
OPA	1460.00 - 2250.00	1320.00 - 1440.00	1140.00 - 1260.00	750.00 - 1120.00
PEKOE	1800.00 - 2200.00	1600.00 - 1750.00	1250.00 - 1500.00	850.00 - 1200.00
PEKOE1	1750.00 - 2150.00	1600.00 - 1700.00	1400.00 - 1550.00	1000.00 - 1300.00
DUST / DUST1	1050.00 - 1340.00	900.00 - 1040.00	730.00 - 890.00	650.00 - 720.00



EXCHANGE RATES

The average rates currencies quoted on 17th July 2024 at 9.30 a.m. by Commercial Banks in Colombo for Telegraphic Transfers (TT).

Currency	Buy Rate	Sell Rate
USD	299.15	308.46
EURO	324.30	338.03
GBP	386.58	401.75



- **Top Prices**
- **Colombo Auction Averages**
- **All Brokers Private Sale Figures**



TOP PRICES (SALE NO.28 – 15TH / 17TH JULY 2024)

WESTERN HIGH			
BOP		Robgill	1550.00
		Norwood	1550.00
BOPSP		Queensberry	1650.00
BOPF/BOPFSP		Robgill	1400.00
FBOP/FBOP1	*	Bogahawatte	1850.00
FBOPF/FBOPF1		Bambrakelly	1900.00
BOP1		Bambrakelly	1750.00
OP/OPA	*	St Andrews	1360.00
OP1		Bambrakelly	1550.00
PEKOE/PEKOE1		Frotoft Super	1650.00

UVA HIGH			
BOP	*	Glenanore	1750.00
BOPSP		Gonamotawa	1750.00
BOPF/BOPFSP		Battawatte	1480.00
FBOP/FBOP1		Gonamotawa	1900.00
FBOPF/FBOPF1		Ranaya	1850.00
BOP1	*	Mahadowa	1800.00
OP/OPA	*	Glenanore	1320.00
		Battawatte	1320.00
OP1		Ranaya	1650.00
PEKOE/PEKOE1	*	Ellathota Uva	1650.00
	*	Aislabay	1650.00
		Mount Uva	1650.00

NUWARA ELIYA			
BOP		-	
BOPSP		-	
BOPF/BOPFSP		-	
FBOP/FBOP1	*	Kenmare	1850.00
OP/OPA		Kenmare	1020.00
PEKOE/PEKOE1	*	Lovers Leap	1300.00

WESTERN MEDIUM			
BOP		Harangalla	1900.00
BOPSP	*	Kenilworth	1750.00
		Rilagala	1750.00
BOPF/BOPFSP		Ancoombra	1600.00
FBOP/FBOP1		Harangalla	2050.00
		Ancoombra	2050.00
FBOPF/FBOPF1		Ancoombra	1950.00
BOP1		Harangalla	1800.00
OP/OPA		Dartry Valley	1360.00
OP1		New Rothschild	1800.00
PEKOE/PEKOE1		Meezan	1750.00
		Uplands	1750.00

UVA MEDIUM			
BOP	*	Demodera 'S'	1850.00
BOPSP		Demodera 'S'	1700.00
BOPF/BOPFSP		Dickwella	1750.00
FBOP/FBOP1	*	Telbedde	1950.00
FBOPF/FBOPF1	*	Halpewatte Uva	1850.00
BOP1	*	Halpewatte Uva	1850.00
OP/OPA	*	Telbedde	1340.00
OP1		Aruna Passara	1750.00
PEKOE/PEKOE1		Halpewatta Uva	1750.00

CTC LOW			
PF1	*	Hingalgoda CTC	1420.00
BP1	*	Ceciliyan CTC	1320.00
BPS		-	
OF	*	Peakwatta CTC	790.00

UDA PUSSELLAWA			
BOP		Alma	1800.00
BOPSP		Luckyland	1380.00
BOPF/BOPFSP		Luckyland	1220.00
FBOP/FBOP1		Alma	1900.00
FBOPF/FBOPF1		Alma	1800.00
BOP1		Alma	1700.00
OP/OPA		Alma	1260.00
OP1		Alma	1420.00
PEKOE/PEKOE1		Alma	1700.00

CTC HIGH			
PF1	**	Dunsinane CTC	1200.00
	*	Ulugedara CTC	1200.00
BP1		Dunsinane CTC	1180.00
BPS	*	Dunsinane CTC	1180.00
OF		-	

CTC MEDIUM			
PF1	**	New Peacock CTC	1200.00
BP1		New Peacock CTC	1220.00
BPS		Aultmore CTC	1040.00
OF		-	



TOP PRICES (SALE NO.28 – 15TH / 17TH JULY 2024)



LOW			
BOP		New Panilkanda	2250.00
	*	Lumbini	2200.00
BOPSP		Ceciliyan	2100.00
BOPF		Kiruwanaganga	1950.00
BOPFSP		Andaradeniya Super	2250.00
FBOP		A C U Super	2550.00
FBOP1		New Deniyaya	2250.00
		Wattahena	2250.00
FBOPF		New Batuwangala	2250.00
FBOPF1		Makandura	2250.00
		Golden Garden	2200.00
	*	Kiruwanaganga	2150.00
BOP1		New Vithanakanda	3200.00
OP1		Sunrise	3400.00
OP		Green Lanka	1800.00
		Mulatiyana Hills	1800.00
		Susantha	1800.00
OPA		Liyonta	2250.00
PEKOE		Lumbini	2200.00
PEKOE1		Galatara	2150.00
		New Batuwangala	2150.00

**** MORE THAN ONE TOP PRICE OBTAINED**
*** TEAS SOLD BY JOHN KEELLS PLC**
+ ALL TIME RECORD PRICE
++ ALL TIME RECORD PRICE EQUALED

PREMIUM			
FBOPFSP		New Hopewell	6850.00
FBOPFEXSP		New Falcon Lanka	8050.00
FBOPFEXSP1		Peak Paradise Super	8350.00

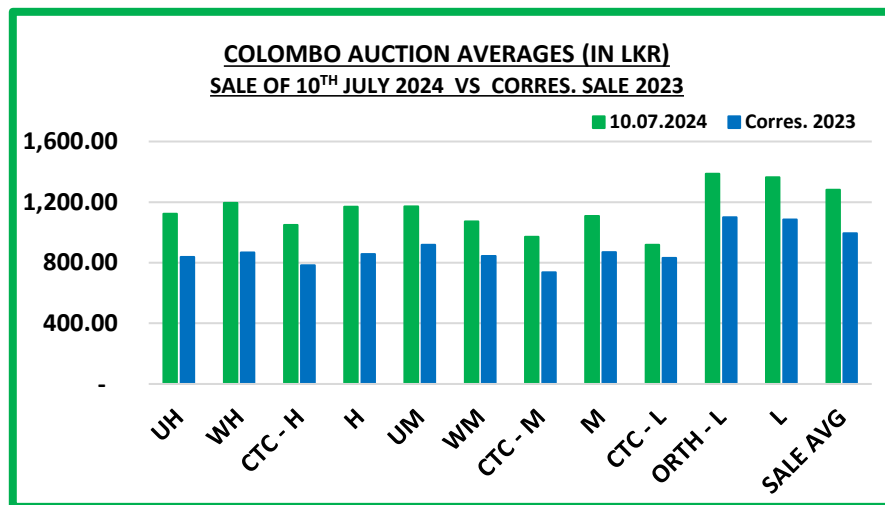
DUST			
DUST1		Mattakelle	1650.00
P.DUST	*	Dunsinane CTC	1240.00
	*	Ceciliyan CTC	1240.00
	*	Delta CTC	1220.00

OFF GRADES			
FNGS/FNGS1		Mattakelle	1200.00
	*	Stockholm	1180.00
PFNGS	*	Hingalgoda CTC	1300.00
	*	Strathdon CTC	1020.00
BM		Aruna	1200.00
BP		Chandrika Estate	1600.00
BOP1A		Chandrika Estate	1550.00
		Aldora	1550.00

ERRATUM			
Sale No.27 – 09th / 10th July 2024			
CTC MEDIUM			
PF1	**	New Peacock CTC	1200.00
	*	Delta CTC	1200.00

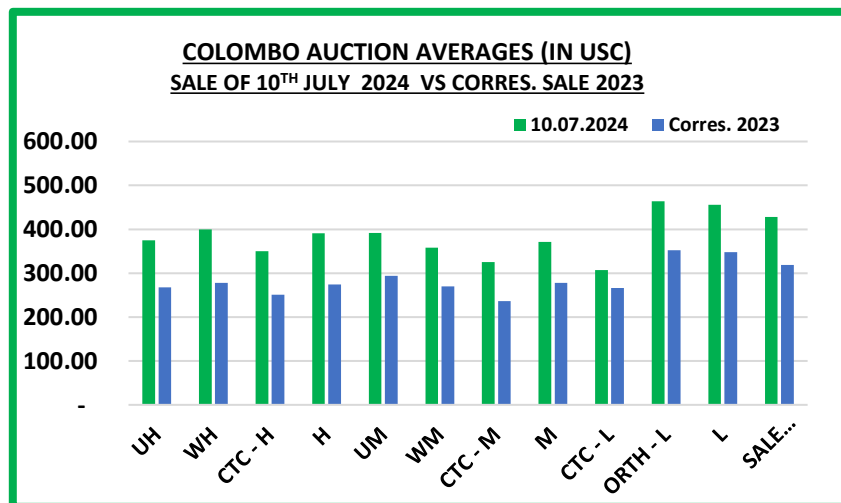


COLOMBO AUCTION AVERAGES



	Sale of 03/07/2024 In LKR	Sale of 10/07/2024 In LKR	Corres. 2023 In LKR
Uva High Grown	1122.68	1122.35	837.64
Western High Grown	1179.95	1195.72	867.46
CTC High Grown	1071.84	1048.47	784.15
Summary of High Grown	1159.06	1170.52	857.02
Uva Medium Grown	1150.84	1172.33	919.44
Western Medium Grown	1065.29	1071.84	845.12
CTC Medium Grown	987.63	971.77	737.72
Summary of Medium Grown	1097.86	1109.21	869.28
CTC Low Grown	950.68	918.54	831.21
Orthodox Low Grown	1341.56	1387.75	1099.75
Summary of Low Grown	1315.62	1363.68	1086.23
TOTAL SALE AVERAGE	1244.92	1281.35	995.38

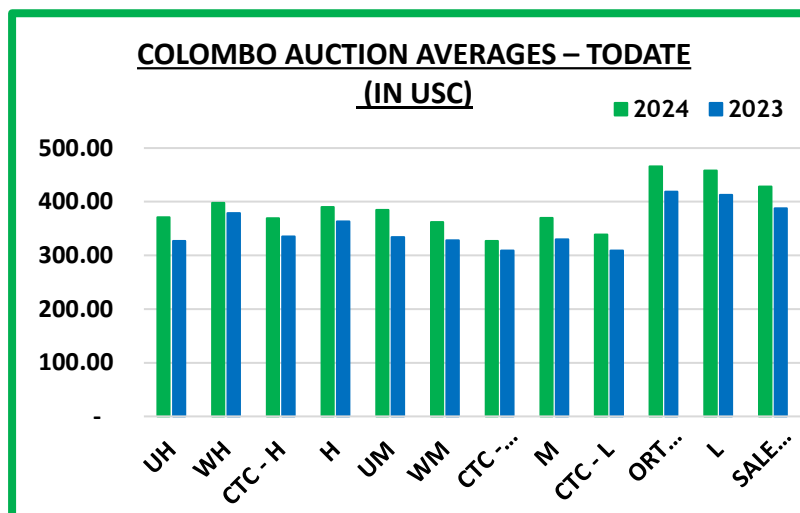
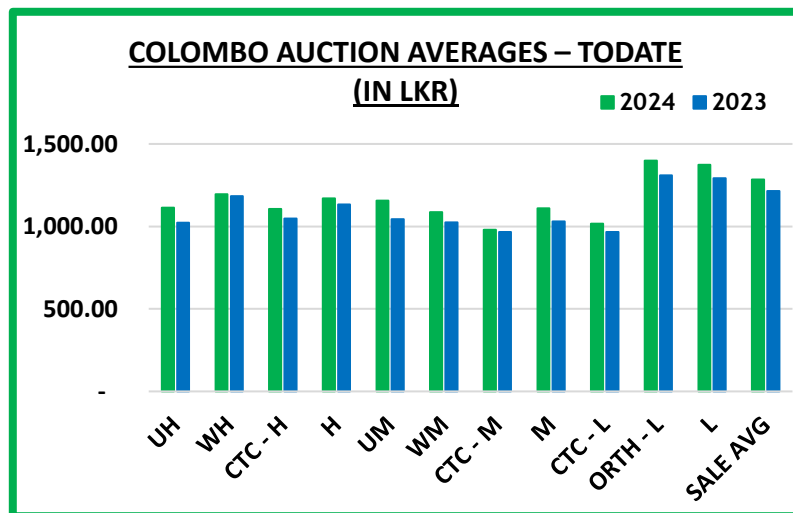
COLOMBO AUCTION AVERAGES



	Sale of 03/07/2024 In USC	Sale of 10/07/2024 In USC	Corres. 2023 In USC
Uva High Grown	376	375	268
Western High Grown	395	400	278
CTC High Grown	359	350	251
Summary of High Grown	388	391	274
Uva Medium Grown	385	392	294
Western Medium Grown	357	358	270
CTC Medium Grown	331	325	236
Summary of Medium Grown	368	371	278
CTC Low Grown	318	307	266
Orthodox Low Grown	449	464	352
Summary of Low Grown	440	456	348
TOTAL SALE AVERAGE	417	428	319



COLOMBO AUCTION AVERAGES



January to Date (Sale No.27)	2024 LKR	2023 LKR	2024 USC	2023 USC
Uva High Grown	1113.90	1021.80	371	327
Western High Grown	1194.97	1182.89	398	379
CTC High Grown	1105.78	1047.92	369	335
Summary of High Grown	1169.02	1133.90	390	363
Uva Medium Grown	1155.75	1043.30	385	334
Western Medium Grown	1086.72	1023.69	362	328
CTC Medium Grown	980.60	966.05	327	309
Summary of Medium Grown	1109.89	1029.91	370	330
CTC Low Grown	1017.55	965.92	339	309
Orthodox Low Grown	1398.16	1310.26	466	419
Summary of Low Grown	1372.85	1291.24	458	413
TOTAL SALE AVERAGE	1284.32	1213.75	428	388



COLOMBO AUCTION AVERAGES

FROM 01 ST TO 10 TH JULY 2024	LKR
Uva High Grown	1123.68
Western High Grown	1195.39
Summary of High Grown	1169.46
Uva Medium Grown	1155.53
Western Medium Grown	1058.66
Summary of Medium Grown	1093.96
Summary of Low Grown	1332.05
TOTAL SALE AVERAGE	1255.39



ALL BROKERS PRIVATE SALE FIGURES (FOR THE PERIOD – 08TH TO 13TH JULY 2024)

	WEEKLY	TODATE
High & Medium	90,494.00	1,817,311.25
Low	20,457.00	449,711.00
Green Tea	24,889.00	1,027,756.00
Organic Tea	4,103.50	229,518.50
BMF	24,480.00	1,239,802.00
Direct Sales	-	-
Forward Contract	50,520.00	1,016,010.00





- **Crop and Weather**
- **Crop Figures**
- **Export Figures**
- **Tea News**

CROP AND WEATHER - FOR THE PERIOD OF – 08TH TO 14TH JULY 2024



Western

Dull weather with occasional rainfall was reported in Dickoya, Talwakelle and Agarapatana districts.



Nuwara Eliya

Nuwara Eliya reported bright weather with occasional rainfall together with windy conditions. Kandapola experienced dull weather with occasional rainfall.



Uva

Lunugla reported dull weather with evening rainfall, whilst bright mornings with occasional showers were recorded in Haputale and Badulla districts along with windy conditions.



Low Grown

Dull mornings with occasional showers were recorded in Galle, Rathnapura and Deniyaya districts.



Crop

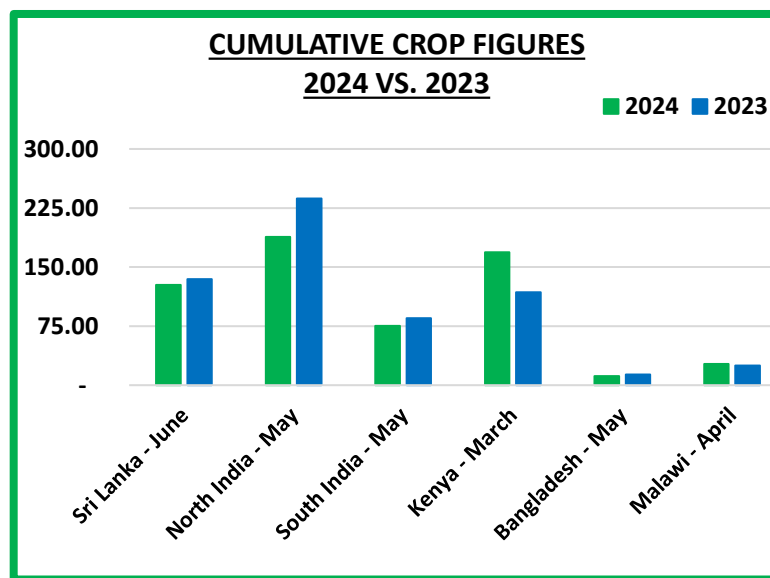
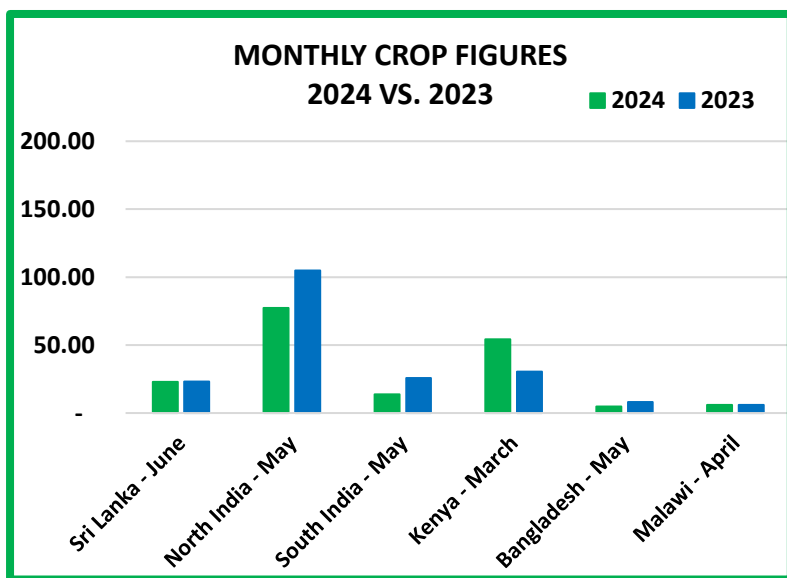
Crop intakes are low.



CROP FIGURES OF MAJOR PRODUCING & EXPORTING COUNTRIES

Country	Month	2024	2023	Cumulative + Inc. / Dec.	Cumulative	2024	2023	Cumulative + Inc. / Dec.
Sri Lanka	June	23.02	23.08	- 0.06	Upto June	127.43	134.66	- 7.23
North India	May	77.24 (E)	104.90	- 27.66	Upto May	188.40(E)	236.98	- 48.58
South India	May	13.68(E)	25.66	- 11.98	Upto May	75.20 (E)	84.98	- 9.78
Kenya	March	54.34	30.48	+ 23.86	Upto March	168.76	118.13	+ 50.63
Bangladesh	May	4.80	8.20	- 3.40	Upto May	11.50	13.70	- 2.2
Malawi	April	6.01	5.90	0.11	Upto April	26.82	24.99	1.83

(E) - Estimated



SRI LANKA TEA CROP

We give below the Sri Lanka Tea Crop for the month of June 2024 together with January / June 2024, and the corresponding figures for 2023.



	JUNE		JANUARY – JUNE	
ORTHODOX	2024	2023	2024	2023
High Grown	4,241,536	5,047,446	24,995,141	28,711,830
Medium Grown	3,590,612	3,211,800	18,617,197	17,918,592
Low Grown	12,839,891	12,587,697	71,286,913	74,682,009
TOTAL	20,672,039	20,846,943	114,899,251	121,312,431
CTC				
High Grown	573,625	503,747	2,915,059	2,863,064
Medium Grown	681,771	761,089	3,402,768	4,121,362
Low Grown	868,792	815,775	5,138,822	5,174,266
TOTAL	2,124,188	2,080,611	11,456,649	12,158,692
TOTAL BLACK PRODUCTION				
High Grown	4,815,161	5,551,193	27,910,200	31,574,894
Medium Grown	4,272,382	3,972,889	22,019,965	22,039,954
Low Grown	13,708,683	13,403,471	76,425,736	79,856,275
TOTAL	22,796,227	22,927,553	126,355,900	133,471,123
GREEN TEA				
High Grown	117,356	56,833	576,165	580,861
Medium Grown	110,551	102,949	498,295	609,569
Low Grown	253	1,141	3,375	4,191
TOTAL	228,160	160,922	1,077,835	1,194,620
TOTAL PRODUCTION				
High Grown	4,932,517	5,608,026	28,486,365	32,155,754
Medium Grown	4,382,933	4,075,838	22,518,260	22,649,523
Low Grown	13,708,936	13,404,612	76,429,111	79,860,466
TOTAL	23,024,387	23,088,476	127,433,736	134,665,743

SOURCE : SRI LANKA TEA BOARD



SRI LANKA TEA CROP - Continued;



Tea Production June 2024								
Black Tea Production According To Elevations								
Elevation	June (Kg)				January to Date (Kg)			
	2024	2023	Change	% Change	2024	2023	Change	% Change
High	4,932,517	5,608,026	-675,509	-12%	28,486,365	32,155,754	-3,669,389	-11.41%
Medium	4,382,933	4,075,838	307,095	8%	22,518,260	22,649,523	-131,263	-0.58%
Low	13,708,936	13,404,612	304,324	2%	76,429,111	79,860,466	-3,431,355	-4.30%
Total	23,024,387	23,088,476	-64,089	0%	127,433,736	134,665,743	-7,232,007	-5.37%
Tea Production According To Categories								
Production	June (Kg)				January to Date (Kg)			
	2024	2023	Change	% Change	2024	2023	Change	% Change
ORTHODOX	20,672,039	20,846,943	-174,904	-1%	114,899,251	121,312,431	-6,413,180	-5.29%
CTC	2,124,188	2,080,611	43,577	2%	11,456,649	12,158,692	-702,043	-5.77%
GREEN TEA	228,160	160,922	67,238	42%	1,077,835	1,194,620	-116,785	-9.78%
Total	23,024,387	23,088,476	-64,089	0%	127,433,736	134,665,743	-7,232,007	-5.37%

SOURCE : SRI LANKA TEA BOARD



SRI LANKA TEA EXPORTS



DESCRIPTION	QTY (KG)	VALUE (RS)	APPROX.AV.UNIT FOB VALUE PER KG.RS/CTS
JUNE 2024			
Instant Tea	264,003.08	873,594,135.00	3,309.03
Tea in Packets	8,027,968.36	13,186,981,259.00	1,642.63
Green Tea	326,562.43	1,292,987,287.00	3,959.39
Tea in Bags	1,924,641.83	5,452,651,944.00	2,833.07
Tea in Bulk	10,413,129.26	16,181,799,011.00	1,553.98
Total	20,956,304.96	36,988,013,636.00	1,765.01
JUNE 2023			
Instant Tea	306,590.29	880,169,288.00	2,870.83
Tea in Packets	9,700,276.05	14,368,050,463.00	1,481.20
Green Tea	316,845.84	1,292,469,847.00	4,079.18
Tea in Bags	1,703,264.23	4,524,456,543.00	2,656.34
Tea in Bulk	9,387,202.00	12,533,044,856.00	1,335.12
Total	21,414,178.41	33,598,190,997.00	1,568.97
JANUARY / JUNE 2024			
Instant Tea	1,339,388.88	4,346,340,971.00	3,245.02
Tea in Packets	47,026,874.89	79,041,392,324.00	1,680.77
Green Tea	2,163,564.37	8,383,926,618.00	3,875.05
Tea in Bags	12,260,706.65	33,407,657,138.00	2,724.77
Tea in Bulk	56,322,260.40	85,774,847,097.00	1,522.93
Total	119,112,795.19	210,954,164,148.00	1,771.05
JANUARY / JUNE 2023			
Instant Tea	1,571,283.86	5,405,517,971.00	3,440.19
Tea in Packets	49,150,662.64	87,305,395,904.00	1,776.28
Green Tea	2,254,619.20	8,762,850,276.00	3,886.62
Tea in Bags	11,030,416.87	32,513,496,893.00	2,947.62
Tea in Bulk	48,210,977.34	75,934,289,241.00	1,575.04
Total	112,217,959.91	209,921,550,285.00	1,870.66



MAJOR IMPORTERS OF SRI LANKA TEA

JANUARY / JUNE 2024

COUNTRY	BULK TEA	PACKETED TEA	TEA BAG	INSTANT TEA	GREEN TEA	TOTAL 2024	TOTAL 2023
IRAQ	903,345.00	13,578,554.34	181,404.90	6.00	11,490.25	14,674,800.49	14,733,008.20
RUSSIA	11,104,018.00	1,493,963.65	256,799.33	1,366.03	196,044.66	13,052,191.67	12,342,235.37
U.A.E.	7,192,558.77	4,258,801.77	206,341.74	3,042.14	259,459.10	11,920,203.52	7,496,666.47
TURKEY	3,402,721.50	5,077,076.00	151,843.68	-	6,835.20	8,638,476.38	13,338,914.03
IRAN	4,107,240.00	2,177,373.00	10,433.75	-	-	6,295,046.75	2,466,437.00
CHINA	5,123,835.24	565,274.26	98,197.06	31,785.65	47,877.14	5,866,969.35	5,777,229.19
AZERBAIJAIN	4,992,072.00	196,969.00	3,226.87	14.00	5,684.60	5,197,966.47	4,317,899.20
SAUDI ARABIA	972,044.00	2,225,974.17	1,217,907.28	19,050.00	100,514.99	4,535,490.44	3,392,656.58
CHILE	3,268,090.00	98,993.00	810,055.53	513.00	31,059.40	4,208,710.93	3,095,476.24
GERMANY	2,586,382.00	859,445.61	78,305.15	32,000.00	17,106.53	3,573,239.29	3,064,496.60



TEA NEWS AROUND THE GLOBE

MOMBASA MARKET

SALE NO. 29 – SALE OF 15TH / 16TH JULY 2024

Fair demand prevailed for the 296,403 packages (19,991,106.00 kilos) on offer with 55.32% unsold.

MARKETS

Pakistan Packers showed useful support with more activity from **Egyptian Packers**. **UK, Yemen** and **other Middle Eastern countries** maintained interest while **Bazaar** and **Afghanistan** saw reduced enquiry. **Kazakhstan, other CIS states** and **Russia** lent more support with **Sudan** and **South Sudan** active. **Local Packers** were less active with **Iran** absent. **Somalia** maintained activity at the lower end of the market.

OFFERINGS

Leaf Grades	-	175,344 packages (11,581,070.00 kilos) – 61.00% unsold.
Dust Grades	-	91,800 packages (6,879,432.00 kilos) – 51.29% unsold.
Secondary Grades	-	29,259 packages (1,530,604.00 kilos) – 33.97% unsold.

LEAF GRADES (M2)

BP1:

Best – Saw more enquiry at firm to USC46 above previous prices.

Brighter – Steady to dearer by up to USC18.

Mediums – KTDA mediums held value where sold while plantation mediums appreciated by up to USC16.

Lower Medium – Were irregular ranging between firm to dearer by USC15 to easier by up to USC17.

Plainer – Varied between steady to USC15 dearer to USC26 below last levels.

PF1:

Best – Were irregular but mostly dearer by up to USC12 with some lines discounted by up to USC7.

Brighter – Gained up to USC14.

Mediums – KTDA mediums were firm to USC6 easier and a number of teas were neglected while plantation mediums were steady to USC13 above previous rates.

Lower Medium – Irregular ranging between USC17 dearer to USC13 below previous rates.

Plainer – Varied between firm to USC19 dearer to easier by up to USC17.

DUST GRADES (M1)

PDUST:

Best – Varied between steady to USC22 dearer to easier by up to USC10.

Brighter – Firm to USC5 dearer.

Mediums – KTDA mediums were steady with a few invoices dearer by USC9 but a number of teas remained unsold. Plantation mediums were irregular ranging between firm to USC18 dearer to USC6 below last prices.

Lower Medium – Appreciated by up to USC21.

Plainer – Were mostly easier by up to USC27 but a few teas advanced by up to USC5.



TEA NEWS AROUND THE GLOBE



MOMBASA MARKET – Continued ;

DUST1:

Best – Met improved interest and gained up to USC15 with selected lines dearer by USC132.

Brighter – Irregularly dearer by up to USC20.

Mediums – Most KTDA mediums held value with some teas irregular ranging between USC6 dearer to easier by USC4 and others were neglected. Plantation mediums Varied between firm to USC14 dearer to easier by up to USC6.

Lower Medium – Saw some teas appreciate by up to USC14 while others lost up to USC11.

Plainer – Varied between USC12 dearer to easier by up to USC13.

SECONDARY GRADES (\$1)

In the Secondary Catalogues, best **BPs** tended easier with others steady while **PFs** held value. Clean well sorted coloury **Fannings** were steady at previous rates with **similar DUSTs** dearer. **Other Fannings** were firm while **DUSTs** gained. **BMFs** were well absorbed.

QUOTATIONS	BROKENS	FANNINGS
Best	255 – 342	303 – 374
Good	255 – 267	272 – 322
Good Medium	230 – 274	230 – 311
Medium (KTDA)	250 – 252	200 – 284
Medium (Plantations)	110 – 173	125 – 214
Lower Medium	094 – 168	102 – 174
Plainer	036 – 132	050 – 112

AUCTION	KENYA 2023 \$	KENYA 2024 \$	TOTAL 2023 \$	TOTAL 2024 \$
27	2.02	2.19	1.77	2.04
28	2.12	2.22	1.89	2.09
29	2.21	2.20	1.97	2.05

SOURCE : AFRICA TEA BROKERS LTD.



TEA NEWS AROUND THE GLOBE



CHITTAGONG MARKET

SALE NO. 11 – 15TH JULY 2024

CTC LEAF : 49,512 packages of teas on offer once again met with a fair demand.

BROKENS: Well made good liquoring Brokens were a fairly good market but were mostly easier in line with quality. Medium and plainer types met with less demand and witnessed more withdrawals. BLF teas met with limited demand with more withdrawals.

FANNINGS: Well made good liquoring Fannings met with a fairly good demand with prices easing slightly in line with quality. Medium and plainer types met with less demand and witnessed more withdrawals. BLF teas met with limited demand with more withdrawals.

DUST: 9,964 packages of teas on offer met with a fair demand. Good liquoring Dusts sold well at slightly easier rates. Mediums were also an easier market and prices decline by Tk.5/- to Tk.7/- closely following quality. Plain and BLF Dusts met with limited demand with fair withdrawals. Blenders lent good support with fair interest from the Loose tea buyers.

COMMENTS: Offerings were again heavier this week which generally met with less demand. Blenders lent fair support but Loose tea buyers were selective. There were more withdrawals this week.

Dusts were an easier market.

Our Catalogue: (Sale 11) Avg : Tk 219.67, Sold 66.39 % , (Sale 10) Avg : Tk 224.80, Sold 71.32%

Quotations – This Week – (In Taka)

Brokens	This Week	Last Week	Fannings	This week	Last Week	Dust	This week	Last Week
Best	230-240	235-245	Best	230-240	235-245	PD	210-259	200-270
Good	215-225	220-230	Good	215-225	220-230	RD	192-318	160-300
Medium	205-210	205-215	Medium	195-210	200-215	D	206-351	172-320
Plain	160-175	160-180	Plain	160-175	160-180	CD	215-282	190-350
BLF	160-170	160-175	BLF	160-170	160-175	BLF	175-180	160-205

Exchange Rates 15th July 2024 Sterling Pound 151.7841 Dollar: Tk. 117.0000

SOURCE : NATIONAL BROKERS LTD



TEA NEWS AROUND THE GLOBE



SILIGURI MARKET

SALE NO. 28 – SALE OF 12TH JULY 2024

1. MARKET DESCRIPTION :

- DEMAND – GOOD.
- PRICES FOR BEST/GOOD AND BETTER MEDIUM CATEGORY WERE AT EASIER LEVELS FOLLOWING QUALITY. MEDIUM AND PLAINER SORTS WERE IRREGULAR AROUND LAST.
- FEW LIQUORING DUSTS APPRECIATED WITH COMPETITION WHILE THE REMAINDER FOLLOWED A SIMILAR TREND TO LEAF.
- INTERNAL BUYERS WERE THE MAINSTAY WITH SOME SUPPORT FROM THE MAJOR BLENDERS AND EXPORTERS.

2. TOTAL AUCTION WEIGHTED AVERAGE (₹)

	2024-25			2023-24			UPTO SALE - 28		
	SALE - 28	SALE - 27	+/-	SALE - 28	SALE - 27	+/-	2024-25	2023-24	2022-23
LEAF	216.63	231.99	-15.36	185.54	182.98	2.56	206.40	183.72	197.50
DUST	211.17	215.97	-4.80	176.10	176.09	0.01	198.76	178.41	188.56
TOTAL	215.71	229.50	-13.79	184.36	182.17	2.19	205.38	183.13	196.49

SOURCE: PARCON INDIA PVT LTD

GUWAHATI MARKET

SALE NO. 28 – SALE OF 12TH JULY 2024

1. MARKET DESCRIPTION :

- DEMAND- GOOD.
- GOOD/BEST LIQUORING TEAS TENDED EASIER WHILE THE MEDIUM AND BETTER MEDIUM SORTS SOLD AROUND LAST LEVELS. SOME BROWNER & FIBROUS SORTS TENDED EASIER. FANNINGS CONTINUED TO ELICIT LESS ENQUIRY. DUST FOLLOWED A SIMILAR TREND AS LEAF. ONLY SELECT DUST & CD GRADES ATTRACTED COMPETITION.
- WI AND MAJOR BLENDERS WERE ACTIVE WITH SUPPORT FROM INTERNAL SECTION. EXPORTERS SELECTIVE.
- MAJOR BLENDERS WERE COMPARATIVELY LESS FORCEFUL IN THE DUST SEGMENT THIS WEEK COMPARED TO THE WEEK BEFORE.
- PERCENTAGE OF TEAS SOLD ABOVE RS.400/- HAS DROPPED TO 3.8 THIS WEEK AGAINST 6.4.

2. TOTAL AUCTION WEIGHTED AVERAGE (₹)

	2024-25			2023-24			UPTO SALE - 28		
	SALE - 28	SALE - 27	+/-	SALE - 28	SALE - 27	+/-	2024-25	2023-24	2022-23
CTC	271.30	275.87	-4.57	215.23	219.82	-4.58	252.28	211.30	206.50
DUST	256.15	255.60	0.56	210.09	205.64	4.45	235.10	201.75	201.30
TOTAL	265.83	268.16	-2.32	213.71	215.31	-1.60	246.36	208.57	205.08

SOURCE: PARCON INDIA PVT LTD



TEA NEWS AROUND THE GLOBE



KOLKATA CTC / ORTHODOX MARKET

SALE NO. 28 – SALE OF 11TH JULY 2024

1. MARKET DESCRIPTION :

- DEMAND - GOOD FOR BOTH LEAF AND DUST.
- LEVELS FOR LIQUORING ASSAMS EASED FURTHER. HOWEVER, WERE READILY ABSORBED.
- MEDIUM ASSAMS AND DOOARS BOUGHT LEAF SOLD AROUND LAST WEEK'S LEVEL.
- LIQUORING ASSAM DUSTS REMAINED FIRM, REMAINDER WERE IRREGULAR AROUND LAST.
- 12% OF TEAS SOLD ABOVE RS 400/-, COMPARED TO 19% IN THE PREVIOUS WEEK.
- WESTERN INDIA AND HUL WERE MAINSTAY. TCPL AND EXPORTS WERE SELECTIVE.

2. TOTAL AUCTION WEIGHTED AVERAGE (₹)

	2024-25			2023-24			UPTO SALE - 28		
	SALE - 28	SALE - 27	+/-	SALE - 28	SALE - 27	+/-	2024-25	2023-24	2022-23
CTC	288.29	289.77	-1.48	234.53	241.04	-6.51	262.01	219.45	227.05
DUST	316.44	317.18	-0.74	250.14	247.25	2.89	285.89	237.73	248.62
TOTAL	299.36	300.47	-1.11	239.44	243.21	-3.77	270.45	224.51	232.95

1. MARKET DESCRIPTION :

- GOOD DEMAND.
- CLEAN, WELL MADE TEAS READILY ABSORBED AT FIRM TO AT TIMES DEARER RATES, MORE SO FOR THE WHOLE LEAF.
- THE MEDIUM VARIETIES WERE IRREGULAR AROUND LAST WITH THE BROWNER, STALKIER SORTS EASIER AND ALSO WITNESSING SOME WITHDRAWALS.
- SECONDARIES CONTINUED TO ELICIT USEFUL ENQUIRY.
- EXPORTERS TO THE MIDDLE EAST AND CIS WERE ACTIVE WITH GOOD ENQUIRY FROM TCPL.

2. TOTAL AUCTION WEIGHTED AVERAGE (₹)

	WHOLE LEAF		BROKENS		FANNINGS
	1ST LINE	2ND LINE	LARGER	SMALLER	LEAFY
BEST	500-600+	410-450	370-400	370-400+	250-300+(N)
GOOD	410-470+	370-410	330-360+	320-350+	200-240
MEDIUM	350-400	320-350+	280-320	270-310	160-190



SOURCE: PARCON INDIA PVT LTD

UPCOMING AUCTION DETAILS

Auction No.	30		29	
Dates	30 th / 31 st July 2024		22 nd / 23 rd July 2024	
	No. of Lots	Qty – kg	No. of Lots	Qty – kg
Ex-Estate	817	846,965	804	809,291
Main Sale Total	10,652	4,947,106	10,622	4,997,569
High & Medium	1,920	844,062	1,768	802,071
Low Grown – Leafy	1,951	740,917	2,015	789,511
Low Grown – Semi Leafy	1,596	688,587	1,635	710,442
Low Grown Tippy	1,969	962,308	2,047	1,009,557
Premium / Flowery	486	71,261	409	68,990
Off Grades	2,159	1,128,499	2,199	1,122,692
Dust	571	511,472	549	494,306
Grand Total	11,469	5,794,071	11,426	5,806,860
Reprints	725	329,291	408	180,933
Total No. of Lots on Offer	11,469		11,426	
Total Quantity on Offer (kg)	5,794,071		5,806,860	



SCHEDULED CLOSING DATES

Auction No.	Date of Sale	Ex-Estate	Main Sale
31	06 th / 07 th August 2024	18/07/2024	18/07/2024
32	13 th / 14 th August 2024	25/07/2024	25/07/2024
33	20 th / 21 st August 2024	01/08/2024	01/08/2024

PROMPT DATES

Auction No.	Buyers	Sellers
29	29/07/2024	30/07/2024
30	06/08/2024	07/08/2024
31	13/08/2024	14/08/2024



ORDER OF SALE (SALE NO. 29 – 22ND / 23RD JULY 2024)

Main Sale Order – 1 (Leafy / Semi Leafy / Tippy / Premium / 1A)	Main Sale Order – 2 (H & M / Off Grade / Dust)	Ex-Estate
MERCANTILE PRODUCE BROKERS (PVT) LTD	EASTERN BROKERS. LTD.	ASIA SIYAKA COMMODITIES PLC.
BARTLEET PRODUCE MARKETING (PVT) LTD	JOHN KEELLS PLC	LANKA COMMODITY BROKERS LTD
ASIA SIYAKA COMMODITIES PLC.	ASIA SIYAKA COMMODITIES PLC.	CEYLON TEA BROKERS PLC
CEYLON TEA BROKERS PLC	MERCANTILE PRODUCE BROKERS (PVT) LTD	JOHN KEELLS PLC
LANKA COMMODITY BROKERS LTD	FORBES & WALKER TEA BROKERS (PVT) LTD	FORBES & WALKER TEA BROKERS (PVT) LTD
EASTERN BROKERS. LTD.	BARTLEET PRODUCE MARKETING (PVT) LTD	EASTERN BROKERS. LTD.
JOHN KEELLS PLC	LANKA COMMODITY BROKERS LTD	BARTLEET PRODUCE MARKETING (PVT) LTD
FORBES & WALKER TEA BROKERS (PVT) LTD	CEYLON TEA BROKERS PLC	MERCANTILE PRODUCE BROKERS (PVT) LTD

[RR : HR / SG]





“ The way to get started is to quit talking and begin doing.
~ Walt Disney ”