



TEA MARKET REPORT

JOHN KEELLS PLC

SALE NO.30 – 31ST JULY / 02ND AUGUST 2023



ORDER OF SALE (SALE NO. 30 – 31ST JULY / 02ND AUGUST 2023)

Main Sale Order – 1 (Leafy / Semi Leafy / Tippy / Premium / 1A)	Main Sale Order – 2 (H & M / Off Grade / Dust)	Ex-Estate
FORBES & WALKER TEA BROKERS (PVT) LTD	JOHN KEELLS PLC	JOHN KEELLS PLC
CEYLON TEA BROKERS PLC	ASIA SIYAKA COMMODITIES PLC.	CEYLON TEA BROKERS PLC
BARTLEET PRODUCE MARKETING (PVT) LTD	MERCANTILE PRODUCE BROKERS (PVT) LTD	LANKA COMMODITY BROKERS LTD
JOHN KEELLS PLC	FORBES & WALKER TEA BROKERS (PVT) LTD	ASIA SIYAKA COMMODITIES PLC.
EASTERN BROKERS. LTD.	BARTLEET PRODUCE MARKETING (PVT) LTD	MERCANTILE PRODUCE BROKERS (PVT) LTD
LANKA COMMODITY BROKERS LTD	LANKA COMMODITY BROKERS LTD	BARTLEET PRODUCE MARKETING (PVT) LTD
ASIA SIYAKA COMMODITIES PLC.	CEYLON TEA BROKERS PLC	EASTERN BROKERS. LTD.
MERCANTILE PRODUCE BROKERS (PVT) LTD	EASTERN BROKERS. LTD.	FORBES & WALKER TEA BROKERS (PVT) LTD



AUCTION DETAILS

Auction No.	30	
Dates	31 st July / 02 nd August 2023	
	No. of Lots	Qty – kg
Ex Estate	769	860,025
Main Sale Total	10,590	5,235,317
High & Medium	1,547	729,544
Low Grown - Leafy	2,147	883,674
Low Grown - Semi Leafy	1,492	666,529
Low Grown Tippy	1,824	894,399
Premium / Flowery	312	54,305
Off Grades	2,676	1,428,210
Dust	592	578,656
Grand Total	11,359	6,095,342
Reprints	852	478,978
Total No. of Lots Offered	11,359	
Total Quantity Offered (kg)	6,095,342	

PROMPT DATES

Auction No.	Buyers	Sellers
30	08/08/2023	09/08/2023



COMMENTS



The Auction averages for the month of July 2023 recorded at Rs.1,011.44, is a decline of Rs.436.69 in comparison to July 2022 which was at Rs.1,448.13. When analyzing the respective elevations, the High Grown recorded an average of Rs.867.36 which is a negative variance of Rs.337.21 in comparison to Rs.1,204.57 in July last year. The Medium Grown too recorded a negative variance of Rs.260.91 with an average of Rs.891.38 when compared to Rs.1,152.29 in July 2022. Similarly, the Low Grown recorded a negative variance of Rs.500.54 with an average of Rs.1,108.03 in comparison to Rs.1,608.57 in July last year.

The 0.86Mkg of Ex-Estate teas on offer met with lower demand. Select Best Western High Grown BOPs gained selectively, the below best and plainer sorts were tending easier, Select Best Western High Grown BOPs gained selectively the others were firm, the Below Best and plainer varieties declined from last levels. Nuwara Eliya BOPs gained substantially, however the BOPF mostly remained unsold. Uda Pussellawa BOPs were tending easier, the BOPs were irregularly lower. Seasonal Uva BOPs gained substantially, the other coloury sorts declined, seasonal Uva BOPs gained from last levels, the others declined. The low grown CTC BP1s were firm, the High and Medium sorts were tending irregular. Low Grown CTC PF1s were firm to easier at times whilst the High and medium sorts were irregularly lower.

The 2.4Mkg of Low Grown teas on offer met with fair demand. In the Leafy segment, OP/OPA's were firm. OP1s were irregularly lower to last. BOP1s met with fair demand. Well-made PEKs were firm, PEK1s too followed a similar trend. In the Small Leaf segment, well-made FBOPs were firm. Well-made FF1s maintained last levels, others met with lower demand. FF varieties were lower. BOPF.SP, BOPF, BOP.SP and BOP grades met with reasonable interest. Premium Flowery teas shed a few rupees.

Turkey, Russia and the C.I.S countries lent fair support. Iran continued to be selective. Libya and Iraq too were selective.





MARKET DESCRIPTION

Western Teas

Select best BOPs gained selectively by Rs.50/- to Rs.100/-, the others together with the below best and plainer varieties were firm to Rs.20/- to Rs.30/- easier. Select best BOPFs appreciated by Rs.50/- to Rs.100/- selectively following special inquiry, the below best and plainer varieties were barely steady. Medium BOPs declined by Rs.50/- to Rs.80/-, the BOPFs were firm to Rs.50/- to Rs.100/- easier at times.

Nuwara Eliya Teas

BOPs gained Rs.100/- to Rs.200/-, the BOPFs remained unsold.

Uva Teas

There was improved demand for the seasonal Uva BOPs which gained substantially, the coloury sorts however declined. Seasonal Uva BOPFs too met with improved demand, however the others declined by Rs.20/- to Rs.30. Uda Pussellawa BOPs were easier with some invoices remaining unsold, the BOPFs were tending irregularly lower and declined Rs.20/- to Rs.50/-.

CTC Teas

Low Grown CTC BP1s were firm, the High and Medium sorts were tending irregular. Low Grown PF1s were firm to a little easier at times, the High and Medium sorts were irregularly easier and declined Rs.20/- to Rs.40/-.

QUOTATIONS

	BOP – RS.	BOPF – RS.
Good Westerns	1100 – 1320	1100 – 1200
Average Westerns	860 – 1080	840 – 1080
Plainer Westerns	750 – 850	750 – 830
Western Mediums	900 – 1400	700 – 740
Uva Teas	690 – 2650	670 – 1900
Nuwara Eliya Teas	1080 – 1360	NQ
Uda Pussellawa Teas	640 – 850	650 – 860
CTC (BP1 and PF1)	680 – 800	640 – 1550





MARKET DESCRIPTION

Low Grown

Select best OP1s declined substantially, however showed a marginal recovery towards the end of the sale, other better twisted OP1s continued the declining trend from last week's sale, stalky secondaries met with reasonable demand. Well-made OPs were firm to irregularly lower, secondaries were mostly firm. Well-made OPAs along with the secondaries were firm on last week's closing levels. Well-made BOP1s along with the bolder types were firm to marginally easier. Well-made Pekoes along with the bolder types met with fair demand and were mostly dearer, secondaries gained irregularly. Shotty Pekoe1s were firm, secondaries too sold at last levels.

Select best and best BOPs were firm, below best and secondary types were lower by Rs.30/- to Rs.40/- and more following quality. BOP.SP.s and BOPF.SP.s met with reasonable demand. BOPFs followed a similar trend. Well-made select best and best FBOPF1s were lower to last by Rs.30/- to Rs.40/-, below best and secondary types too were lower. Well-made FBOPs in the select best category were firm, best and below best types were lower by Rs.20/- to Rs.30/-, secondary types were firm. FBOPF varieties met with lower demand. All Premium Flowery teas met with lower demand.

Off Grades

Select best and best FGS1 types declined by Rs.10/- to Rs.20/- and more at times as the sale progressed, below best and poorer sorts maintained on last levels. Select best and best BMs were lower by Rs.30/- to Rs.50/- and more at times, below best and poorer types depreciated by Rs.10/- to Rs.20/-. Select best and best BPs declined by Rs.40/- to Rs.60/- and more at times as the sale progressed, below best and poorer types depreciated by Rs.20/- to Rs.30/-. Select best and best BOP1As were dearer by Rs.10/- to Rs.20/-, below best types were maintained on last levels, whilst poorer sorts were lower by Rs.10/- to Rs.20/-.

Dust

Select best and best Dust1s were firm, below best and plainer varieties declined by Rs.20/- to Rs.40/-. High and Medium CTCs declined by Rs.20/- to Rs.40/-. Low CTCs declined by Rs.50/- to Rs.80/- and more. Low Grown Dust / Dust1s were firm.



QUOTATIONS

	Select Best	Best	Below Best	Others
LIQUORING				
DUST-1	1000.00 - 1700.00	820.00 - 980.00	750.00 - 810.00	650.00 - 740.00
OFF GRADES				
FGS1	740.00 - 790.00	700.00 - 730.00	610.00 - 690.00	570.00 - 600.00
FGS	790.00 - 820.00	690.00 - 780.00	600.00 - 680.00	550.00 - 590.00
LOW GROWNS				
FBOPF / FFSP / FFEXSP	1800.00 - 4200.00	1400.00 - 1750.00	1200.00 - 1350.00	1000.00 - 1150.00
BOP	1500.00 - 2450.00	1300.00 - 1450.00	1000.00 - 1200.00	800.00 - 980.00
BOPSP	1200.00 - 1750.00	1000.00 - 1150.00	880.00 - 980.00	750.00 - 850.00
BOPF	1050.00 - 1200.00	880.00 - 1000.00	800.00 - 870.00	700.00 - 800.00
FBOPF1	1220.00 - 1550.00	1080.00 - 1200.00	900.00 - 1060.00	800.00 - 890.00
FBOP	1600.00 - 2350.00	1300.00 - 1550.00	1000.00 - 1250.00	800.00 - 950.00
BOP1	1800.00 - 2800.00	1650.00 - 1750.00	1050.00 - 1500.00	900.00 - 1000.00
OP1	2650.00 - 3100.00	1500.00 - 2400.00	1050.00 - 1250.00	850.00 - 950.00
OP	1280.00 - 1320.00	1200.00 - 1280.00	1000.00 - 1100.00	800.00 - 950.00
OPA	1100.00 - 2150.00	960.00 - 1060.00	900.00 - 940.00	750.00 - 850.00
PEKOE	1700.00 - 2300.00	1400.00 - 1650.00	1100.00 - 1200.00	900.00 - 1000.00
PEKOE1	1700.00 - 2350.00	1350.00 - 1650.00	1100.00 - 1200.00	850.00 - 1000.00
DUST / DUST1	1000.00 - 1320.00	900.00 - 990.00	800.00 - 890.00	650.00 - 790.00



EXCHANGE RATES

The average rates currencies quoted on 02nd August 2023 at 9.30 a.m. by Commercial Banks in Colombo for Telegraphic Transfers (TT).

Currency	Buy Rate	Sell Rate
USD	309.70	322.68
EURO	338.73	356.19
GBP	394.16	413.54



- **Top Prices**
- **Colombo Auction Averages**
- **National Elevational Averages**
- **All Brokers Private Sale Figures**



TOP PRICES (SALE NO. 30 – 31ST JULY / 02ND AUGUST 2023)



WESTERN HIGH

BOP		Dessford	1320.00
BOPSP		Queensberry	1020.00
BOPF/BOPFSP		Great Western	1200.00
FBOP/FBOP1	*	Inverness	1440.00
FBOPF/FBOPF1		Glenloch	1200.00
BOP1		Glenloch	1280.00
OP/OPA		Torrington	1020.00
OP1	*	Venture	1200.00
PEKOE/PEKOE1		Torrington	1550.00

UVA HIGH

BOP		Uva Highlands	2650.00
BOPSP		Craig	1060.00
BOPF/BOPFSP	*	Uva Highlands	1900.00
		Uva Highlands	1900.00
FBOP/FBOP1		Uvakellie	1360.00
		Mount Uva	1360.00
		Gonamotawa	1360.00
FBOPF/FBOPF1		Gonamotawa	1260.00
BOP1		Uvakellie	1360.00
OP/OPA		Mount Uva	1240.00
OP1		Gonamotawa	1400.00
PEKOE/PEKOE1		Uva Highlands	1800.00

NUWARA ELIYA

BOP		Mahagastotte	1360.00
BOPSP		-	-
BOPF/BOPFSP		-	-
FBOP/FBOP1		Court Lodge	800.00
OP/OPA		Court Lodge	880.00
		Kenmare	880.00
PEKOE/PEKOE1	*	Lovers Leap	1140.00
		Court Lodge	1140.00

WESTERN MEDIUM

BOP		Hatale	1400.00
BOPSP		Craighead	870.00
BOPF/BOPFSP		Uplands	1000.00
FBOP/FBOP1		Harangalla	1800.00
FBOPF/FBOPF1		Dartry Valley	1380.00
BOP1		Dartry Valley	1600.00
OP/OPA	*	Wattehena	1320.00
OP1		Dartry Valley	1420.00
PEKOE/PEKOE1		Dartry Valley	1800.00

UVA MEDIUM

BOP		St.James	1600.00
BOPSP	*	Halpewatte Uva	1180.00
BOPF/BOPFSP		St. James	1000.00
FBOP/FBOP1		Demodera 'S'	1360.00
		Telbedde	1360.00
FBOPF/FBOPF1	*	Halpewatte Uva	1280.00
		High Spring	1280.00
BOP1		Demodera 'S'	1850.00
OP/OPA		High Spring	1220.00
OP1		Glen Alpin	1420.00
PEKOE/PEKOE1	*	St. James	1800.00
		Misty-Uva	1800.00
		Misty-Uva	1800.00

CTC LOW

PF1	*	Hingalgoda CTC	1550.00
BP1	*	Ceciliyan CTC	800.00
BPS		-	-
OF		Peakwatta CTC	730.00

UDA PUSSELLAWA

BOP		Luckyland	850.00
BOPSP		Gampaha	900.00
BOPF/BOPFSP		Kirklees	860.00
FBOP/FBOP1		Alma	1200.00
		Gampaha	1200.00
FBOPF/FBOPF1		Gampaha	1220.00
BOP1		Blairlomond	1360.00
OP/OPA		Alma	1140.00
OP1		Blairlomond	940.00
PEKOE/PEKOE1		Blairlomond	1600.00

CTC HIGH

PF1	*	Ulugedara CTC	1000.00
		Ulugedara CTC	1000.00
BP1		Mount Vernon CTC	760.00
BPS		Dunsinane CTC	850.00
OF		-	-

CTC MEDIUM

PF1		New Peacock CTC	870.00
BP1	*	Delta CTC	760.00
BPS	*	Donside CTC	670.00
OF		-	-



TOP PRICES (SALE NO. 30 – 31ST JULY / 02ND AUGUST 2023)



LOW			
BOP		Hidellana	2450.00
BOPSP		Suduwelipothahena Super	1750.00
BOPF		Wathurawila	1200.00
		Pothotuwa	1200.00
BOPFSP		Golden Garden	1340.00
		Wattahena	1340.00
		Mahaliyadda	1300.00
	*	Kiruwanaaganga	1200.00
FBOP		Pothotuwa	2350.00
FBOP1		Wattahena	1900.00
FBOPF		Sihara	1600.00
		Katanwila	1600.00
FBOPF1		Pothotuwa	1550.00
BOP1		New Vithanakande	2800.00
OP1		Ceciliyan	3100.00
		Sithaka	3100.00
OP		Rotumba	1320.00
OPA		Rotumba	2150.00
PEKOE		Liyonta	2300.00
PEKOE1		Mahaliyadda	2350.00

PREMIUM			
FBOPFSP		Nilgiri	2450.00
FBOPFEXSP		Brombil	3800.00
FBOPFEXSP1		Ihalapanapitiya	4200.00

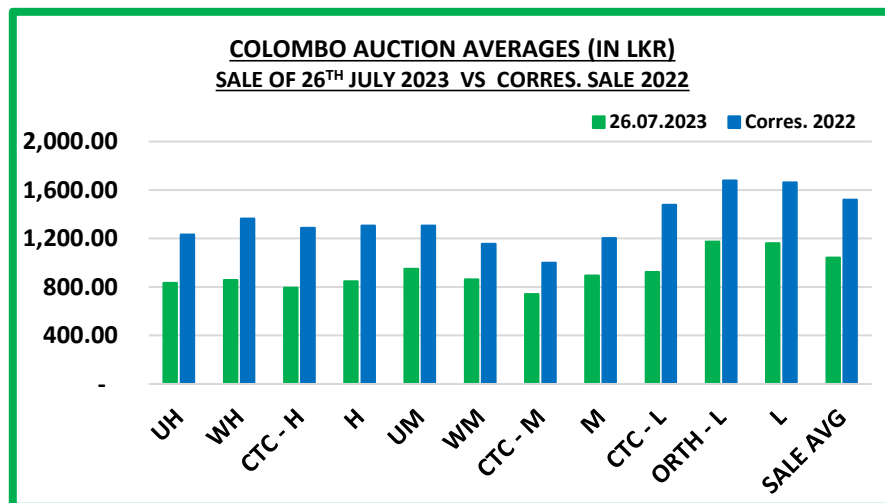
DUST			
DUST1		Mattakelle	1700.00
P.DUST		Kalubowititiyana CTC	1260.00

OFF GRADES			
FNGS/FNGS1	*	Sachitha	820.00
PFNGS		Chandrika Estate	750.00
BM		Kurunduwatta	1200.00
BP		Hidellana	1280.00
BOP1A		Chandrika Estate	1360.00

**** MORE THAN ONE TOP PRICE OBTAINED**
*** TEAS SOLD BY JOHN KEELLS PLC**
+ ALL TIME RECORD PRICE
++ ALL TIME RECORD PRICE EQUALED

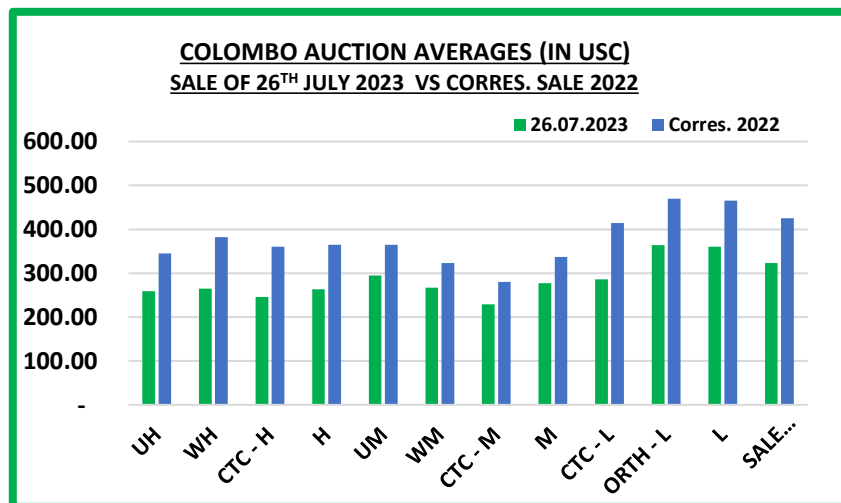


COLOMBO AUCTION AVERAGES



	Sale of 19/07/2023 In LKR	Sale of 26/07/2023 In LKR	Corres. 2022 In LKR
Uva High Grown	849.57	834.81	1231.56
Western High Grown	904.03	856.50	1363.61
CTC High Grown	776.51	794.30	1287.24
Summary of High Grown	885.04	848.24	1305.19
Uva Medium Grown	950.13	950.89	1305.23
Western Medium Grown	840.72	862.98	1155.94
CTC Medium Grown	743.33	740.68	998.94
Summary of Medium Grown	879.82	893.73	1202.84
CTC Low Grown	870.54	924.79	1478.08
Orthodox Low Grown	1135.88	1174.19	1678.17
Summary of Low Grown	1122.92	1161.67	1661.73
TOTAL SALE AVERAGE	1022.51	1041.93	1519.68

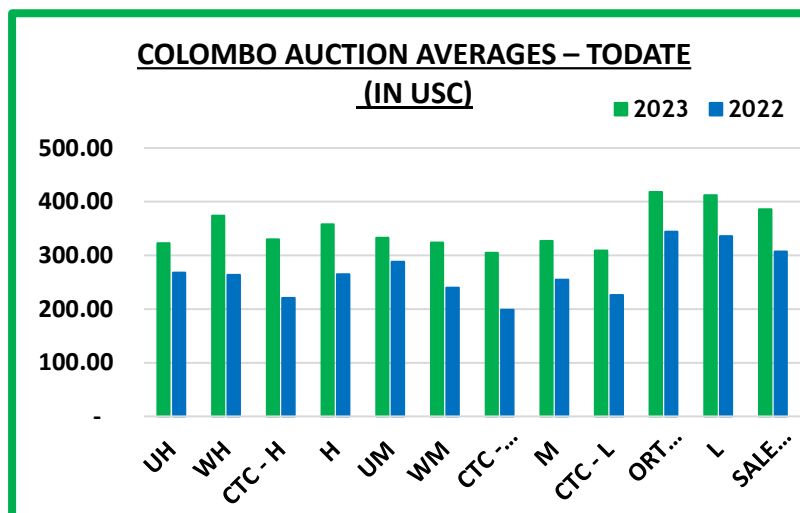
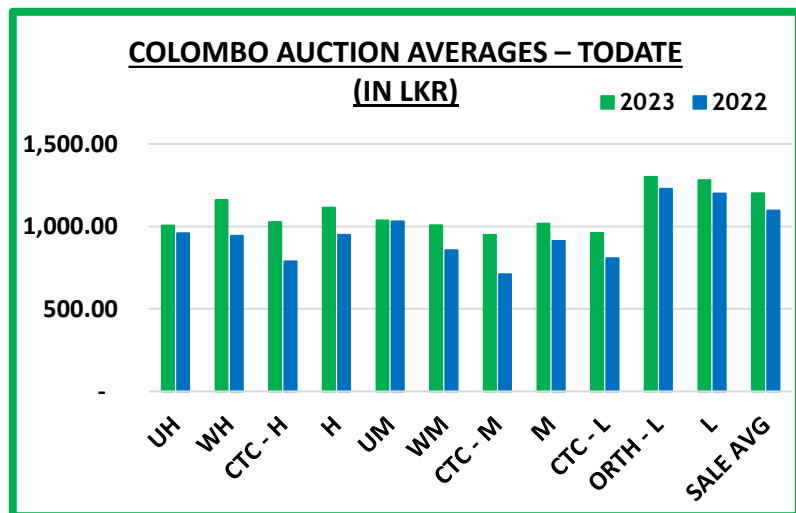
COLOMBO AUCTION AVERAGES



	Sale of 19/07/2023 In USC	Sale of 26/07/2023 In USC	Corres. 2022 In USC
Uva High Grown	269	259	345
Western High Grown	286	265	382
CTC High Grown	245	246	360
Summary of High Grown	280	263	365
Uva Medium Grown	300	295	365
Western Medium Grown	266	267	323
CTC Medium Grown	235	229	280
Summary of Medium Grown	278	277	337
CTC Low Grown	275	286	414
Orthodox Low Grown	359	364	470
Summary of Low Grown	355	360	465
TOTAL SALE AVERAGE	323	323	425



COLOMBO AUCTION AVERAGES



January to Date (Sale No.29)	2023 LKR	2022 LKR	2023 USC	2022 USC
Uva High Grown	1005.07	959.34	323	268
Western High Grown	1160.99	943.18	374	264
CTC High Grown	1025.64	788.40	330	221
Summary of High Grown	1112.83	948.44	358	265
Uva Medium Grown	1035.47	1030.60	333	288
Western Medium Grown	1007.95	856.17	324	240
CTC Medium Grown	948.39	711.05	305	199
Summary of Medium Grown	1016.84	911.15	327	255
CTC Low Grown	961.31	808.07	309	226
Orthodox Low Grown	1299.51	1228.18	418	344
Summary of Low Grown	1280.96	1199.86	412	336
TOTAL SALE AVERAGE	1200.63	1096.97	386	307



COLOMBO AUCTION AVERAGES

FROM 01 ST TO 26 TH JULY 2023	LKR
Uva High Grown	863.85
Western High Grown	874.14
Summary of High Grown	870.50
Uva Medium Grown	949.22
Western Medium Grown	850.61
Summary of Medium Grown	884.29
Summary of Low Grown	1110.37
TOTAL SALE AVERAGE	1014.86



NATIONAL ELEVATIONAL AVERAGES

NATIONAL ELEVATIONAL AVERAGES – JULY 2023				
Elevation	MONTH		TODATE	
	QUANTITY - KG	AVERAGE - RS. / KG	QUANTITY - KG	AVERAGE - RS. / KG
ORTHODOX				
UVA-HIGH	1,765,066	856.94	9,894,728	1,011.59
WESTERN-HIGH	2,843,025	884.89	19,578,462	1,187.04
UVA-MEDIUM	1,294,933	934.25	7,903,937	1,030.00
WESTERN-MEDIUM	1,736,302	899.86	11,574,272	1,036.85
LOW	11,739,119	1,133.36	82,422,243	1,301.76
TOTAL	19,378,444	1,037.50	131,373,642	1,223.12
CTC				
UVA-HIGH	33,600	1,031.33	362,337	1,194.30
WESTERN-HIGH	353,506	778.08	2,161,221	1,027.47
WESTERN-MEDIUM	769,472	741.11	4,804,271	942.97
LOW	1,028,770	857.47	7,489,333	960.78
TOTAL	2,185,348	806.33	14,817,162	970.44
OTH/CTC				
UVA-HIGH	1,798,666	860.20	10,257,065	1,018.05
WESTERN-HIGH	3,196,531	873.08	21,739,683	1,171.17
UVA-MEDIUM	1,294,933	934.25	7,903,937	1,030.00
WESTERN-MEDIUM	2,505,774	851.11	16,378,543	1,009.31
LOW	12,767,889	1,111.13	89,911,576	1,273.36
TOTAL	21,563,792	1,014.08	146,190,804	1,197.51
GREEN				
UVA-HIGH	33,784	1,035.28	278,193	1,326.14
WESTERN-HIGH	31,587	1,275.26	371,452	1,478.93
UVA-MEDIUM	39,364	1,517.04	258,834	1,577.67
WESTERN-MEDIUM	23,064	1,363.62	280,544	1,434.37
LOW	87	2,655.84	1,700	5,678.63
TOTAL	127,886	1,303.16	1,190,723	1,460.19



NATIONAL ELEVATIONAL AVERAGES – Continued;

ORGANIC TEAS				
UVA-HIGH	51,845	1,360.33	179,932	1,443.19
WESTERN-HIGH	100	3,900.00	28,522	1,484.92
WESTERN-MEDIUM	38,369	1,008.67	134,702	1,680.00
LOW	3,382	3,100.70	43,405	3,224.14
TOTAL	93,696	1,281.85	386,561	1,728.76
SPECIAL TEA				
UVA-HIGH	28	17,779.61	471	17,100.67
WESTERN-HIGH	200	24,682.50	12,063	5,972.48
UVA-MEDIUM	105	7,803.81	259	15,299.42
WESTERN-MEDIUM	13,540	1,560.48	66,796	1,677.96
LOW	207	27,855.07	1,802	19,556.42
TOTAL	14,080	2,354.58	81,391	2,842.90
BLACK TEA SALES FROM REFUSE TEA PROCESSING CENTRES				
UVA-HIGH	70,032	632.99	462,433	716.15
WESTERN-HIGH	177,421	649.65	1,160,498	798.61
UVA-MEDIUM	13,427	681.31	67,430	755.08
WESTERN-MEDIUM	6,890	658.33	112,963	701.88
LOW	116,835	662.70	779,943	755.31
TOTAL	384,605	651.84	2,583,267	765.41
COMPOSITE NATIONAL AVERAGES				
HIGH GROWN	5,360,194	867.36	34,490,312	1,115.14
MEDIUM GROWN	3,935,466	891.38	25,204,007	1,029.81
LOW GROWN	12,888,400	1,108.03	90,738,426	1,270.29
ALL TEA AVERAGE	22,184,060	1,011.44	150,432,745	1,194.42



ALL BROKERS PRIVATE SALE FIGURES (FOR THE PERIOD – 24TH TO 29TH JULY 2023)

	WEEKLY	TODATE
High & Medium	28,917.00	1,243,022.80
Low	8,351.85	331,876.10
Green Tea	33,345.00	988,494.00
Organic Tea	14,655.00	355,035.36
BMF	89,026.00	1,489,408.00
Direct Sales	-	-
Forward Contract	70,920.00	1,789,008.00





- **Crop and Weather**
- **Crop Figures**
- **Tea News**

CROP AND WEATHER - FOR THE PERIOD OF – 24TH TO 30TH JULY 2023



Western

Bright weather conditions were reported at the beginning of the week in Dickoya whilst rainy weather conditions prevailed thereafter. Bright weather conditions were reported throughout the week in Agarapatana and Bogowantalawa districts.



Nuwara Eliya

Sunny weather conditions with occasional showers were experienced throughout the week in the Nuwara Eliya district, whilst bright weather was reported throughout the week in the Kandapola district.



Uva

Bright weather conditions with occasional showers were experienced in the Haputale district whilst bright weather was recorded throughout the day in Lunugala and Badulla.



Low Grown

Bright weather conditions were reported throughout the week in Deniyaya, Rathnapura and Galle districts.



Crop

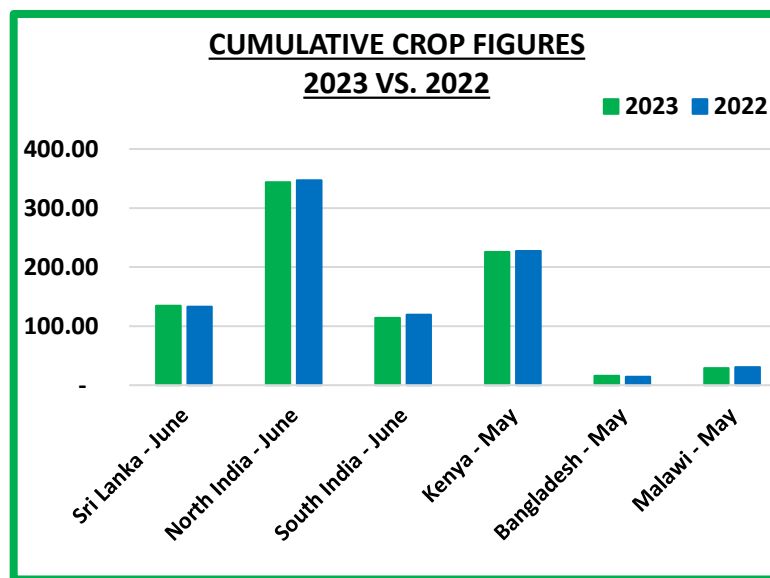
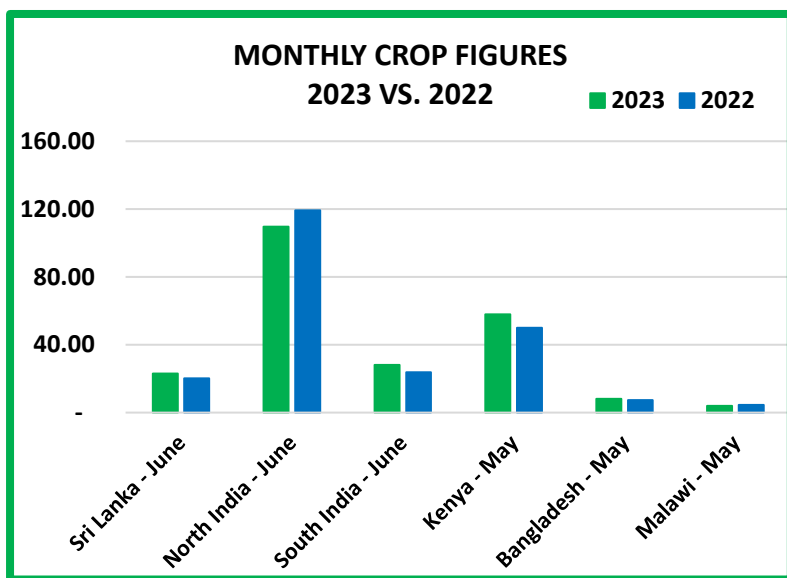
Crop intake is low.



CROP FIGURES OF MAJOR PRODUCING & EXPORTING COUNTRIES

Country	Month	2023	2022	Cumulative + Inc. / Dec.	Cumulative	2023	2022	Cumulative + Inc. / Dec.
Sri Lanka	June	22.99	20.14	+ 2.85	Upto June	134.41	132.92	+ 1.49
North India	June	109.70(E)	119.27	- 9.57	Upto June	343.96(E)	347.15	- 3.19
South India	June	28.15(E)	23.85	+ 4.30	Upto June	113.73(E)	119.58	- 5.85
Kenya	May	57.88	50.09	+ 7.79	Upto May	225.51	227.09	- 1.58
Bangladesh	May	8.17	7.42	+ 0.75	Upto May	15.71	14.47	+ 1.24
Malawi	May	3.89	4.53	- 0.64	Upto May	28.88	30.50	- 1.62

(E) - Estimated



TEA NEWS AROUND THE GLOBE

MOMBASA MARKET

SALE NO. 31 – SALE OF 31ST JULY, 01ST AND 02ND AUGUST 2023

Good general demand for the 217,834 packages (14,436,932.00 kilos) available in the market with 39.51% unsold.

OFFERINGS

Leaf Grades	-	115,780 packages (7,571,288.00 kilos) – 38.13% unsold.
Dust Grades	-	72,420 packages (5,378,468.00 kilos) – 36.21% unsold.
Secondary Grades	-	29,634 packages (1,487,176.00 kilos) – 13.90% unsold.

MARKETS

Pakistan Packers showed more activity while Kazakhstan and other CIS states continued strong. Afghanistan, Bazaar, UK, Yemen and other Middle Eastern countries maintained useful support with reduced interest from Egyptian Packers and Russia. Sudan lent good participation with some enquiry from Iran. Local Packers maintained activity in line with price with Somalia maintaining activity at the lower end of the market.

LEAF GRADES (M2)

BP1

Best – Met good but irregular interest at steady to USC127 dearer to easier by up to USC61.

Brighter – Were firm to USC20 dearer with selected teas advancing by USC36 and USC146 to easier by up to USC10.

Mediums – KTDA mediums saw improved absorption at reserve price levels and select invoices gained USC32 while plantation mediums advanced by up to USC36.

Lower Medium – Most were firm to dearer by up to USC30 but some teas shed up to USC18.

Plainer – Were steady to dearer by up to USC22.

PF1:

Best – Ranged between firm to USC12 above previous levels to easier by up to USC17.

Brighter – Steady to USC15 dearer.

Mediums – KTDA mediums were firm to USC12 dearer with plantation mediums varying between USC5 dearer to easier by USC9.

Lower Medium – Were irregular ranging between steady to USC16 dearer to USC22 below last prices.

Plainer – Varied between firm to USC22 dearer to easier by up to USC16.

DUST GRADES (M1)

PDUST:

Best – Met irregular enquiry and varied from steady to USC20 dearer to USC16 below previous levels.

Brighter – Were firm to USC18 dearer.

Mediums – KTDA mediums were steady to USC6 dearer while plantation mediums ranged between USC6 dearer to easier by USC2.

Lower Medium – Shed up to USC15 but a few invoices advanced by up to USC5 with select teas gaining USC10.

Plainer – Were mostly firm to USC22 easier but a few selected lines appreciated by up to USC17.



TEA NEWS AROUND THE GLOBE



MOMBASA MARKET – Continued ;

DUST1:

Best – Were firm to USC14 dearer.

Brighter – Steady to USC13 above last rates.

Mediums – KTDA mediums varied between firm to USC10 dearer to USC4 easier while plantation mediums appreciated by up to USC20.

Lower Medium – Were irregular and ranged between steady to USC14 dearer to USC25 below previous prices.

Plainer – Saw reduced enquiry and shed up to USC22 but a few teas gained USC15 and USC24.

SECONDARY GRADES (S1)

In the Secondary Catalogues, BPs appreciated while PFs were barely steady. Clean well sorted coloury Fannings gained with similar DUSTs dearer. Other Fannings held value while DUSTs were irregularly dearer. BMFs were well absorbed.

QUOTATIONS	BP1 – USC	PF1 – USC
Best	255 – 402	287 – 362
Good	255 – 401	262 – 310
Good Medium	255 – 291	262 – 306
Medium (KTDA)	250 – 282	244 – 278
Medium (Plantations)	128 – 222	160 – 222
Lower Medium	112 – 173	100 – 202
Plainer	090 – 135	072 – 151

AUCTION	KENYA 2022 \$	KENYA 2023 \$	TOTAL 2022 \$	TOTAL 2023 \$
28	2.38	2.12	2.24	1.89
29	2.36	2.21	2.21	1.97
30	2.37	2.21	2.22	2.00

SOURCE : AFRICA TEA BROKERS LTD.



TEA NEWS AROUND THE GLOBE



CHITTAGONG MARKET

SALE NO.14 – 31ST JULY 2023

CTC LEAF: 57,300 packages of Current Season teas on offer met with a good demand but slackened as the sale progressed.

BROKENS: Brokens particularly BOPs were in much less demand and witnessed quite a lot of withdrawals. These where sold registered a sharp decline in value. BLF teas met with a limited interest with heavy withdrawals.

FANNINGS: Good Fannings met with a fairly good market but were easier compared to last. Medium and plainer varieties were less in demand and prices eased in line with quality. BLF teas met with a limited interest with heavy withdrawals.

CTC DUST: 15,549 packages of Current Season teas on offer met with fair demand with some withdrawals. Good liquoring Dusts had fair demand and sold Tk.5/- to Tk.10/- below last levels. Mediums were an easier market with some withdrawals selling between Tk. 5/- and Tk. 10/- less than last. Plain and BLFs had some withdrawals and sold Tk.5/- to Tk.8/- below last. Blenders were fairly active whilst Loose tea buyers were very selective.

COMMENTS: Offerings continued to be large and quite in excess of the requirement and as a result, withdrawals were more with progressive decline in demand and prices. Blenders were active with some support from the Loose tea buyers. Dusts were in much less demand and took a sharp drop in price.

Our catalogue: (Sale 14) Avg: Tk 217.96, Sold 69.5 % , (Sale 13) Avg: Tk 223.41, Sold 80.2 %.

Quotations – This Week – (In Taka)

Brokens	This Week	Last Week	Fannings	This week	Last Week	Dust	This week	Last Week
Best	235-245	240-250	Best	230-240	235-245	PD	170-420	170-245
Good	220-230	225-235	Good	220-230	225-235	RD	130-370	185-335
Medium	210-218	215-225	Medium	210-215	215-220	D	158-225	190-367
Plain	170-180	180-195	Plain	170-180	180-195	CD	140-370	195-420
BLF	120-135	115-140	BLF	120-135	115-140	BLF	130-190	120-192

Exchange Rates 31st July 2023 Sterling Pound: Tk. 137.9483, dollar: Tk. 107.5000

SOURCE : NATIONAL BROKERS LTD



TEA NEWS AROUND THE GLOBE



SILIGURI MARKET

SALE NO. 30 – SALE OF 28TH JULY 2023

1. **MARKET DESCRIPTION :**
 - DEMAND – FAIR.
 - LEVELS EASED, MORE SO IN THE DUST CATEGORY.
 - INTERNAL BUYERS OPERATED WITH FAIR SUPPORT FROM HUL & TCPL PARTICULARLY IN THE LEAF SECTION. EXPORTERS WERE SELECTIVE.
 - ARRIVALS TO DATE NOW HIGHER WHEN COMPARED TO THE CORRESPONDING PERIOD IN SILIGURI.

2. TOTAL AUCTION WEIGHTED AVERAGE (₹)

	2023-24			2022-23			UPTO SALE - 30		
	SALE - 30	SALE - 29	+/-	SALE - 30	SALE - 29	+/-	2023-24	2022-23	2021-22
CTC	173.99	178.35	-4.36	189.43	182.06	7.37	182.38	195.74	200.39
DUST	170.25	179.81	-9.57	183.07	180.98	2.09	177.86	187.45	187.99
TOTAL	173.60	178.53	-4.92	188.67	181.92	6.75	181.88	194.78	199.00

SOURCE: PARCON INDIA PVT LTD

GUWAHATI MARKET

SALE NO. 30 – SALE OF 29TH JULY 2023

1. **MARKET DESCRIPTION :**
 - DEMAND - GOOD FOR LEAF AND FAIR FOR DUST.
 - WHILST SELECT BEST/GOOD SORTS MAINTAINED LAST LEVELS, REMAINDER EASED IN THIS SEGMENT.
 - BETTER ENQUIRY WITNESSED IN THE RANGE OF RS. 200-280 AT STEADY TO IRREGULARLY EASIER LEVELS, FOLLOWING QUALITY. ROWNER SORTS WERE NEGLECTED/DISCOUNTED.
 - THE DUST SAW HIGHER WITHDRAWALS AND BUYERS WERE CHOOSY IN THIS SEGMENT. SELECT LIQUORING DUSTS SOLD AT STEADY TO DEARER LEVELS. REMAINDER EITHER EASED OR WERE OUTLISTED.
 - DOMESTIC BUYERS AND BLENTERS OPERATED. EXPORTERS WERE SELECTIVE.

2. TOTAL AUCTION WEIGHTED AVERAGE (₹)

	2023-24			2022-23			UPTO SALE - 30		
	SALE - 30	SALE - 29	+/-	SALE - 30	SALE - 29	+/-	2023-24	2022-23	2021-22
CTC	211.27	213.22	-1.95	215.87	206.86	9.00	211.45	207.33	208.92
DUST	208.24	204.44	3.80	213.42	207.86	5.56	202.51	203.09	205.65
TOTAL	210.41	210.58	-0.17	215.14	207.16	7.97	208.89	206.15	207.97

SOURCE: PARCON INDIA PVT LTD





TEA NEWS AROUND THE GLOBE

KOLKATA ORTHODOX / CTC MARKET

SALE NO. 30 – SALE OF 28TH JULY 2023

1. Market Description :

- GOOD DEMAND.
- CLEAN, WELL-MADE TEAS AND THE FEW TIPPY SORTS ON OFFER WERE READILY ABSORBED AT FIRM TO OCCASSIONALLY DEARER RATES WITH COMPETITION.
- THE REMAINDER WERE IRREGULAR AROUND LAST TO AT TIMES LOWER FOLLOWING QUALITY AND ALSO FACED SOME WITHDRAWALS, THE BROKENS AND SMALLER FANNINGS IN PARTICULAR.
- SECONDARIES MOVED READILY.
- EXPORTERS TO THE MIDDLE EAST AND CIS OPERATED ALONG WITH SOME CONTINENTAL ENQUIRY. THERE WAS STRAY ENQUIRY FROM TCPL.

	WHOLE LEAF		BROKENS		FANNINGS
	1ST LINE	2ND LINE	LARGER	SMALLER	LEAFY
TIPPY	800-3000	450-1500(N)	500-800	350-780(N)	NQ
BEST	450-600+	300-350+	300-350+(N)	280-320+(N)	200-250(N)
GOOD	320-400+	250-290+	250-290	230-270+	150-180+
MEDIUM	240-290+	220-250	200-240	170-210	120-140

1. Market description :

- ONLY FAIR.
- SELECT BEST ASSAMS WERE BARELY STEADY AND AT TIMES TENDED LOWER. REMAINDER EASED WITH FAIR WITHDRAWALS.
- LARGER BROKENS AND FANNINGS CONTINUED TO ELICIT LESS ENQUIRY. DOOARS SOLD AROUND LAST.
- DUST FOLLOWED A SIMILAR TREND.
- OUTLOT PERCENTAGE INCREASED IN BOTH LEAF AND DUST SECTIONS COMPARED TO THE PREVIOUS WEEK.
- WI OPERATED WITH SUPPORT FROM EXPORTERS AND INTERNAL BUYERS. PARTICIPATION FROM MAJOR BLENDERS WERE LESS THIS WEEK COMPARED TO PREVIOUS SALES.

2. TOTAL AUCTION WEIGHTED AVERAGE (₹)

	2023-24			2022-23			UPTO SALE - 29		
	2023-24			2022-23			UPTO SALE - 30		
	SALE - 30	SALE - 29	+/-	SALE - 30	SALE - 29	+/-	2023-24	2022-23	2021-22
CTC	223.55	230.22	-6.67	246.39	237.38	9.01	220.79	229.76	222.06
DUST	235.80	245.22	-9.42	273.04	258.43	14.61	238.42	252.00	225.13



SOURCE: PARCON INDIA PVT LTD

UPCOMING AUCTION DETAILS

Auction No.	32		31	
Dates	15 th /16 th August 2023		08 th /09 th August 2023	
	No. of Lots	Qty – kg	No. of Lots	Qty – kg
Ex-Estate	708	780,220	751	839,206
Main Sale Total	10,114	4,957,160	10,392	5,130,213
High & Medium	1,448	658,687	1,506	717,032
Low Grown – Leafy	2,026	825,151	2,099	867,912
Low Grown – Semi Leafy	1,502	675,477	1,536	671,632
Low Grown Tippy	1,764	856,766	1,758	851,623
Premium / Flowery	343	56,080	321	54,710
Off Grades	2,484	1,328,624	2,576	1,377,512
Dust	547	556,375	596	589,792
Grand Total	10,822	5,737,380	11,143	5,969,419
Reprints	771	411,154	696	398,882
Total No. of Lots on Offer	10,822		11,143	
Total Quantity on Offer (kg)	5,737,380		5,969,419	



SCHEDULED CLOSING DATES

Auction No.	Date of Sale	Ex-Estate	Main Sale
33	22 nd / 23 rd August 2023	03/08/2023	03/08/2023
34	28 th / 29 th August 2023	10/08/2023	10/08/2023
35	05 th / 06 th September 2023	17/08/2023	17/08/2023

PROMPT DATES

Auction No.	Buyers	Sellers
31	15/08/2023	16/08/2023
32	22/08/2023	23/08/2023
33	29/08/2023	31/08/2023



ORDER OF SALE (SALE NO. 31 – 08TH / 09TH AUGUST 2023)

Main Sale Order – 1 (Leafy / Semi Leafy / Tippy / Premium / 1A)	Main Sale Order – 2 (H & M / Off Grade / Dust)	Ex-Estate
CEYLON TEA BROKERS PLC	ASIA SIYAKA COMMODITIES PLC.	CEYLON TEA BROKERS PLC
BARTLEET PRODUCE MARKETING (PVT) LTD	MERCANTILE PRODUCE BROKERS (PVT) LTD	LANKA COMMODITY BROKERS LTD
JOHN KEELLS PLC	FORBES & WALKER TEA BROKERS (PVT) LTD	ASIA SIYAKA COMMODITIES PLC.
LANKA COMMODITY BROKERS LTD	BARTLEET PRODUCE MARKETING (PVT) LTD	MERCANTILE PRODUCE BROKERS (PVT) LTD
ASIA SIYAKA COMMODITIES PLC.	LANKA COMMODITY BROKERS LTD	BARTLEET PRODUCE MARKETING (PVT) LTD
EASTERN BROKERS. LTD.	CEYLON TEA BROKERS PLC	EASTERN BROKERS. LTD.
MERCANTILE PRODUCE BROKERS (PVT) LTD	EASTERN BROKERS. LTD.	FORBES & WALKER TEA BROKERS (PVT) LTD
FORBES & WALKER TEA BROKERS (PVT) LTD	JOHN KEELLS PLC	JOHN KEELLS PLC

[DB : HR / SG]





“

Nothing ever goes away until it has taught us what we
need to know.

— Pema Chödrön

”