



TEA MARKET REPORT

JOHN KEELLS PLC

SALE NO.30 – 02ND / 03RD AUGUST 2022



ORDER OF SALE (SALE NO. 30 – 02ND / 03RD AUGUST 2022)

Main Sale Order – 1 (Leafy / Semi Leafy / Tippy / Premium / 1A)	Main Sale Order – 2 (H & M / Off Grade / Dust)	Ex-Estate
Bartleet Produce Marketing (Pvt) Ltd	JOHN KEELLS PLC	Mercantile Produce Brokers (Pvt) Ltd
Asia Siyaka Commodities PLC	Asia Siyaka Commodities PLC	Bartleet Produce Marketing (Pvt) Ltd
Ceylon Tea Brokers PLC	Mercantile Produce Brokers (Pvt) Ltd	Asia Siyaka Commodities PLC
Lanka Commodity Brokers Ltd	Forbes & Walker Tea Brokers (Pvt) Ltd	Lanka Commodity Brokers Ltd
Eastern Brokers. Ltd.	Bartleet Produce Marketing (Pvt) Ltd	Ceylon Tea Brokers PLC
JOHN KEELLS PLC	Lanka Commodity Brokers Ltd	JOHN KEELLS PLC
Forbes & Walker Tea Brokers (Pvt) Ltd	Ceylon Tea Brokers PLC	Forbes & Walker Tea Brokers (Pvt) Ltd
Mercantile Produce Brokers (Pvt) Ltd	Eastern Brokers. Ltd.	Eastern Brokers. Ltd.



AUCTION DETAILS

Auction No.	30	
Dates	02 nd / 03 rd August 2022	
	No. of Lots	Qty – kg
Ex Estate	520	554,414
Main Sale Total	9,626	4,646,184
High & Medium	1,320	640,131
Low Grown - Leafy	1,971	820,907
Low Grown - Semi Leafy	1,250	525,940
Low Grown Tippy	1,783	884,413
Premium / Flowery	395	65,656
Off Grades	2,512	1,360,857
Dust	395	348,280
Grand Total	10,146	5,200,598
Reprints	873	457,840
Total No. of Lots Offered	10,146	
Total Quantity Offered (kg)	5,200,598	

PROMPT DATES

Auction No.	Buyers	Sellers
30	09/08/2022	10/08/2022



COMMENTS



The 0.55Mkg of Ex-Estate teas on offer met with good demand. Select Best Western High Grown BOPs commenced firm and appreciated as the sale progressed, the below best and plainer varieties too were irregularly dearer. Select best Western High Grown BOPFs appreciated at the commencement of the sale and advanced further as the sale progressed, the below best and plainer sorts too gained from last week's levels. Nuwara Eliya BOPs were firm, the BOPFs appreciated marginally. Seasonal UVA BOPs / BOPFs appreciated, the others too were irregularly dearer. Uda Pussellawa BOPs were firm to a little dearer at times, the BOPFs appreciated from last week's levels. Low grown CTC BP1s were firm, the High and Medium sorts appreciated irregularly. The Low Grown CTC PF1s were firm on last levels, the High and Medium sorts appreciated following quality.

The 2.2Mkg of Low Grown teas which were on offer met with mixed interest. In the Leafy segment, OPs were firm, OPAs too followed a similar trend. OP1s met with better interest. In the Semi Leafy segment, BOP1s were lower. Pekoe varieties declined following quality, Pekoe1s too declined a few rupees. In the Small Leaf segment, well-made FBOPs were slightly lower, others met with fair demand. FBOPF varieties were lower. Better FBOPF1s were firm on last, others met with irregular demand. BOPF.SP, BOPF, BOP.SP and BOPs sold at fair levels. All Premium Flowery teas met with lower demand.

Russia, Iran and the C.I.S countries lent fair support, Turkey was selective. Libya and Iraq were active.

ALL TIME RECORD PRICES OBTAINED IN THE JK PLC CATALOGUE

Garden Mark	Grade	Price Rs.	Category	Management Company/ Proprietor
Aislaby	BOP	3250/-	Uva High	Malwatte Valley Plantations PLC
Halpewatte Uva	BOP.SP	2600/-	Uva Medium	Halpewatte Estate (Pvt.) Ltd.
Demodera "S"	BOP1	3600/-	Uva Medium	Hapugastenne Plantations PLC
Dunsinane CTC	PF1	1750/-	CTC High	Elpitiya Plantations PLC
Donside CTC	BPS	1550/-	CTC Medium	Donside Plantation
Hingalgoda CTC	PFGS	2700/-	Off Grades	Tea Small Holders Factories PLC





MARKET DESCRIPTION

Western Teas

Select best BOPs were dearer by Rs.100/- to Rs.200/- particularly as the sale progressed, below best and plainer sorts too gained by Rs.50/- to Rs.100/-, select best BOPFs appreciated Rs.150/- to Rs.200 at the commencement of the sale and appreciated further as the sale progressed, below best and plainer varieties too were dearer by Rs.100/- to Rs.150/-. Medium BOPs were firm. The BOPFs were dearer by Rs.50/- to Rs.100/-.

Nuwara Eliya Teas

BOPs were firm on last levels. The BOPFs were dearer by Rs.100/- to Rs.150/-.

Uva Teas

Uva seasonal BOP/ BOPFs appreciated Rs.300/- to Rs.500/-, on average, the others were dearer by Rs.150/- to Rs.200/-. Uda Pussellawa BOPs were firm to a little dearer. The BOPFs gained Rs.150/- to Rs.200/- following quality.

CTC Teas

Low Grown BP1s were firm, the High and Medium sorts appreciated Rs.100/- to Rs.150/-. Low Grown PF1s were firm on last. The High and Medium sorts gained Rs.150/- to Rs.200/-.

QUOTATIONS

	BOP – RS.	BOPF – RS.
Good Westerns	1650 – 1800	1680 – 2000
Average Westerns	1500 – 1600	1550 – 1650
Plainer Westerns	1250 – 1480	1320 – 1500
Western Mediums	1400 – 2450	960 – 1360
Uva Teas	1340 – 3250	1500 – 3000
Nuwara Eliya Teas	1600 – 2100	1400 – 1500
Uda Pussellawa Teas	1240 – 1550	1260 – 1650
CTC (BP1 and PF1)	750 – 1650	710 – 3250





MARKET DESCRIPTION

Low Grown

Select best wiry OP1s declined irregularly, others too followed a similar trend, secondaries however met with fair demand. Better twisted BOP1s declined from last levels, bolder types too met with lower demand. Well-made OPs were firm, others were firm to easier by Rs.50/-. All OPAs met with reasonable demand. Well-made Pekoes along with the bolder types were firm, reducers too met with fair demand. Select best Pekoe1s were easier by Rs.50/- to Rs.80/-, others however met with reasonable demand.

Select best and best BOPs were firm, below best and secondary types were firm to dearer by Rs.20/- to Rs.30/-. BOP.SP.s and BOPF.SP.s met with reasonable demand. BOPF.s followed a similar trend. Select best FBOPF1s were firm, best types were irregularly lower by Rs.20/- to Rs.30/-, below best types met with fair demand, secondaries were firm. Well-made FBOPs in the select best category were firm, best and below best types were lower by Rs.20/- to Rs.30/-, secondaries were firm. FBOPF varieties met with lower demand. All Premium Flowery teas declined by Rs.50/- to Rs.70/- with lower interest.

Off Grades

Select best and best FGS1s were dearer by Rs.40/- to Rs.60/-, below best and poorer types were firm. Select best and best BM.s were firm, below best and poorer types were dearer by Rs.10/- to Rs.20/-. All BP.s were firm. Best BOP1A.s met with good demand, others were lower by Rs.20/- to Rs.30/-.

Dust

Select best and best Dust1s appreciated by Rs.30/- to Rs.40/- and more at times as the sale progressed, below best and poorer sorts were irregularly dearer by Rs.10/- to Rs.15/-. High and Medium CTC.s appreciated by Rs.10/- to Rs.20/-. Low Grown CTC.s met with fair demand and sold at last levels. Low Grown Dust/ Dust1s were irregularly dearer by Rs.10/- to Rs.15/-.



QUOTATIONS

	Select Best	Best	Below Best	Others
LIQUORING				
DUST-1	1600.00 - 2000.00	1400.00 - 1590.00	1300.00 - 1390.00	1100.00 - 1290.00
OFF GRADES				
FGS1	1200.00 - 1420.00	1100.00 - 1190.00	800.00 - 1040.00	450.00 - 790.00
FGS	115.00 - 1900.00	800.00 - 1140.00	650.00 - 790.00	400.00 - 640.00
LOW GROWNS				
FBOPF / FFSP / FFEXSP	4500.00 - 9950.00	3500.00 - 4400.00	2000.00 - 3400.00	1000.00 - 1900.00
BOP	2100.00 - 2850.00	1400.00 - 2000.00	1100.00 - 1300.00	850.00 - 1050.00
BOPSP	1900.00 - 2550.00	1300.00 - 1800.00	1100.00 - 1250.00	850.00 - 1050.00
BOPF	1600.00 - 2800.00	1200.00 - 1500.00	900.00 - 1100.00	700.00 - 820.00
FBOPF1	2100.00 - 3650.00	1600.00 - 1900.00	1100.00 - 1500.00	800.00 - 1050.00
FBOP	2400.00 - 3850.00	1700.00 - 2300.00	1300.00 - 1600.00	900.00 - 1200.00
BOP1	3800.00 - 3900.00	3350.00 - 3750.00	2850.00 - 3300.00	1300.00 - 2100.00
OP1	3700.00 - 4000.00	2850.00 - 3400.00	2550.00 - 2800.00	900.00 - 1000.00
OP	2350.00 - 2850.00	1700.00 - 2000.00	1500.00 - 1700.00	1000.00 - 1100.00
OPA	1700.00 - 2350.00	1400.00 - 1600.00	1000.00 - 1250.00	650.00 - 800.00
PEKOE	1600.00 - 2350.00	1400.00 - 1550.00	1000.00 - 1350.00	800.00 - 950.00
PEKOE1	2250.00 - 2450.00	1800.00 - 2200.00	1450.00 - 1700.00	900.00 - 1100.00
DUST / DUST1	900.00 - 1380.00	800.00 - 890.00	700.00 - 790.00	600.00 - 680.00



- **Top Prices**
- **Colombo Auction Averages**
- **National Elevational Averages**
- **All Brokers Private Sale Figures**



TOP PRICES (SALE NO. 30 – 02ND / 03RD AUGUST 2002)



WESTERN HIGH			
BOP		Somerset	1800.00
BOPSP		Queensberry	2200.00
BOPF/BOPFSP	*	Wattegodde	2000.00
FBOP/FBOP1		Torrington	3150.00
FBOPF/FBOPF1		Bambrakelly	2450.00
BOP1		Torrington	2850.00
OP/OPA	*	St. Andrews	1900.00
OP1		Bogahawatte	2600.00
PEKOE/PEKOE1	*	St. Andrews	1900.00

WESTERN MEDIUM			
BOP		Dartry Valley	2450.00
BOPSP	++	Windsorforest	2500.00
BOPF/BOPFSP		Craighead	2100.00
		Harangalla	2100.00
FBOP/FBOP1		Harangalla	3500.00
FBOPF/FBOPF1		Harangalla	2600.00
BOP1		Craighead	3150.00
OP/OPA		Cooroondoowatte	1850.00
		Hatale	1850.00
OP1		Craighead	2900.00
		Cooroondoowatte	2900.00
PEKOE/PEKOE1		Cooroondoowatte	2000.00

UDA PUSSELLAWA			
BOP		Gampaha	1850.00
BOPSP		Luckyland	1400.00
BOPF/BOPFSP	+	Kirklees	1650.00
FBOP/FBOP1	+	Blairlmond	2850.00
FBOPF/FBOPF1		Delmar	2250.00
		Blairlmond	2250.00
BOP1		Alma	2300.00
OP/OPA		Delmar	1550.00
OP1		Gordon	1700.00
PEKOE/PEKOE1		Alma	1850.00

UVA HIGH			
BOP	*+	Aislaby	3250.00
BOPSP		Glenanore	2250.00
BOPF/BOPFSP	+	Aislaby	3000.00
FBOP/FBOP1		Uvakellie	2750.00
FBOPF/FBOPF1	*	Glenanore	2350.00
BOP1		Glenanore	3050.00
OP/OPA		Glenanore	1950.00
OP1	+	Glenanore	2800.00
PEKOE/PEKOE1	*	Uva Highlands	3000.00

UVA MEDIUM			
BOP	+	St.James	2600.00
BOPSP	*+	Halpewatte Uva	2600.00
BOPF/BOPFSP	*	Halpewatte Uva	2300.00
FBOP/FBOP1		Aruna Passara	3250.00
FBOPF/FBOPF1		Halpewatte Uva	2450.00
BOP1	*+	Demodera 's'	3600.00
OP/OPA		Wewesse	1950.00
OP1		Dickwella	3050.00
PEKOE/PEKOE1	+	St.James	3000.00

CTC HIGH			
PF1	*+	Dunsinane CTC	1750.00
BP1	*++	Dunsinane CTC	1400.00
BPS	+	Dunsinane CTC	1480.00
OF			

CTC MEDIUM			
PF1	*	Rothschild CTC	1750.00
BP1	*	Donside CTC	1140.00
BPS	*+	Donside CTC	1550.00
OF		-	

NUWARA ELIYA			
BOP	*	Lovers Leap	2100.00
BOPF/BOPFSP		Mahagastotte	1500.00
FBOP/FBOP1		Kenmare	1750.00
OP/OPA		-	
PEKOE/PEKOE1		Court Lodge	1500.00

CTC LOW			
PF1	**	Kalubowitiyana CTC	3250.00
BP1	*	Ceciliyan CTC	1650.00
BPS	+	Lantern Hill CTC	1120.00
OF	**	Peakwatta CTC	640.00



TOP PRICES (SALE NO. 30 – 02ND / 03RD AUGUST 2002)



LOW			
BOP		New Vithanakande	2850.00
	*	Ceciliyan	2650.00
BOPSP		Wathurawila	2550.00
	*	Berubeula	2100.00
BOPF		Sithaka	2800.00
BOPFSP	*	Broadlands Smallholders	2550.00
FBOP		Sithaka	3850.00
FBOP1		New J.S.P	4000.00
FBOPF		New Vithanakande	3650.00
FBOPF1	*	Berubeula	3650.00
	*	Sineth	3600.00
BOP1		New Vithanakanda	3900.00
OP1		Lumbini	4000.00
		New Vithanakanda	4000.00
OP		Sithaka	2850.00
OPA		Green Lanka	2350.00
		Liyonta	2350.00
		Rotumba	2350.00
PEKOE		Golden Garden	2350.00
PEKOE1		Rotumba	2450.00

PREMIUM			
FBOPFSP		Garden Leaf	9950.00
FBOPFEXSP		Meddakanda	9550.00
FBOPFEXSP1		Brombil	9400.00

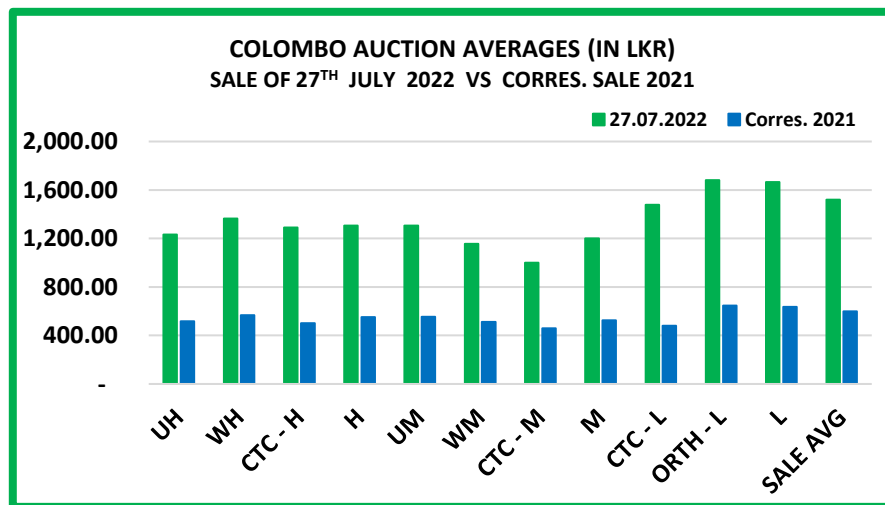
DUST			
DUST1	*	Mattakelle	2000.00
	*	Ceciliyan CTC	2000.00
		Gouravilla	2000.00
		Great Western	2000.00
P.DUST	*	Hingalgoda CTC	2000.00

OFF GRADES			
FNGS/FNGS1	+	Wellandura Special	1900.00
PFNGS	*+	Hingalgoda CTC	2700.00
BM	+	Gunawardena	2050.00
BP	+	Maratenne	2150.00
BOP1A		Matuwagala Super	1950.00

**** MORE THAN ONE TOP PRICE OBTAINED**
*** TEAS SOLD BY JOHN KEELLS PLC**
+ ALL TIME RECORD PRICE
++ ALL TIME RECORD PRICE EQUALED

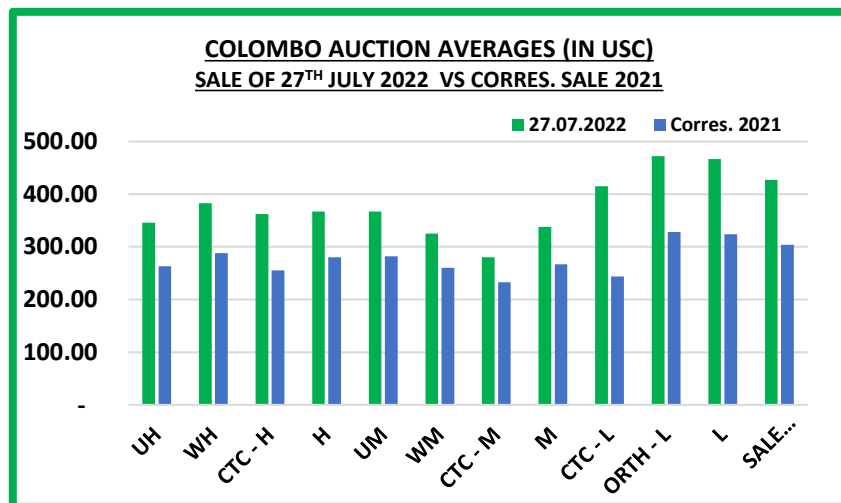


COLOMBO AUCTION AVERAGES



	Sale of 20/07/2022 In LKR	Sale of 27/07/2022 In LKR	Corres. 2021 In LKR
Uva High Grown	1237.11	1231.62	517.65
Western High Grown	1293.61	1363.61	566.44
CTC High Grown	1129.26	1289.33	502.46
Summary of High Grown	1270.26	1305.22	550.57
Uva Medium Grown	1303.27	1305.23	555.29
Western Medium Grown	1126.70	1156.12	510.86
CTC Medium Grown	973.39	998.94	458.35
Summary of Medium Grown	1192.50	1202.09	525.14
CTC Low Grown	1225.02	1478.08	480.43
Orthodox Low Grown	1663.57	1680.94	646.27
Summary of Low Grown	1639.42	1664.22	636.93
TOTAL SALE AVERAGE	1493.54	1519.68	598.81

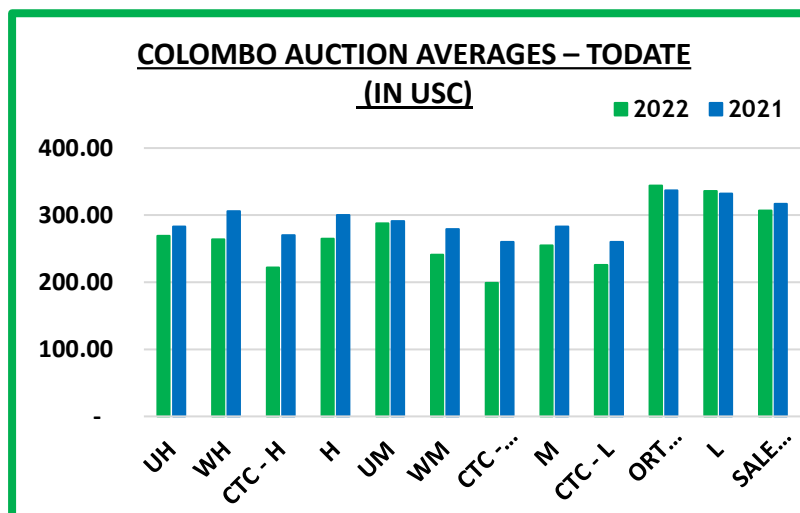
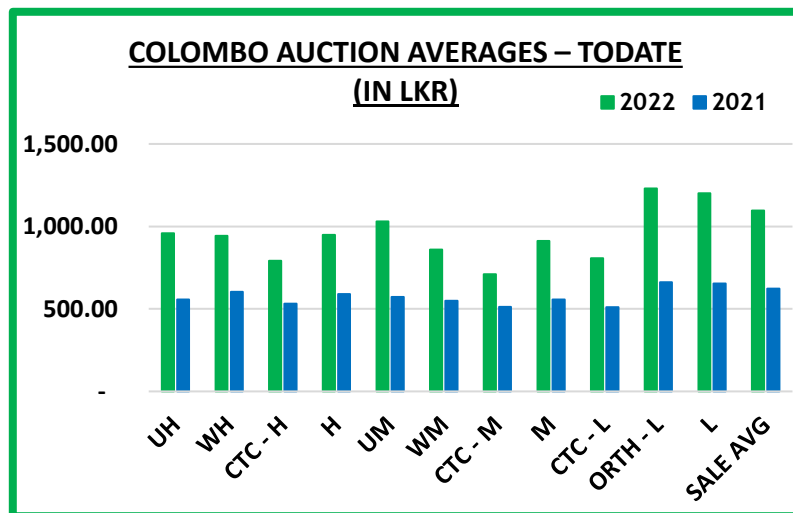
COLOMBO AUCTION AVERAGES



	Sale of 20/07/2022 In USC	Sale of 27/07/2022 In USC	Corres. 2021 In USC
Uva High Grown	346	346	263
Western High Grown	362	383	288
CTC High Grown	316	362	255
Summary of High Grown	356	367	280
Uva Medium Grown	365	367	282
Western Medium Grown	316	325	260
CTC Medium Grown	273	280	233
Summary of Medium Grown	334	338	267
CTC Low Grown	343	415	244
Orthodox Low Grown	466	472	328
Summary of Low Grown	459	467	324
TOTAL SALE AVERAGE	418	427	304



COLOMBO AUCTION AVERAGES



January to Date (Sale No.29)	2022 LKR	2021 LKR	2022 USC	2021 USC
Uva High Grown	959.34	556.25	269	283
Western High Grown	943.18	603.01	264	306
CTC High Grown	791.65	531.43	222	270
Summary of High Grown	948.44	589.36	265	300
Uva Medium Grown	1030.60	572.35	288	291
Western Medium Grown	859.33	549.41	241	279
CTC Medium Grown	711.05	512.18	199	260
Summary of Medium Grown	912.31	556.25	255	283
CTC Low Grown	808.07	511.31	226	260
Orthodox Low Grown	1229.66	662.24	344	337
Summary of Low Grown	1201.07	653.33	336	332
TOTAL SALE AVERAGE	1096.97	622.93	307	317



COLOMBO AUCTION AVERAGES

FROM 01 ST TO 27 TH JULY 2022	LKR
Uva High Grown	1222.64
Western High Grown	1254.67
Summary of High Grown	1241.54
Uva Medium Grown	1318.48
Western Medium Grown	1075.05
Summary of Medium Grown	1157.98
Summary of Low Grown	1620.91
TOTAL SALE AVERAGE	1466.96



NATIONAL ELEVATIONAL AVERAGES



NATIONAL ELEVATIONAL AVERAGES – JULY 2022

Elevation	MONTH		TODATE	
	QUANTITY - KG	AVERAGE - RS. / KG	QUANTITY - KG	AVERAGE - RS. / KG
ORTHODOX				
UVA-HIGH	1,381,054.00	1224.03	9,882,049.18	961.21
WESTERN-HIGH	1,912,467.00	1275.39	19,584,834.75	966.44
HIGH GROWN TOTAL	3,293,521.00	1253.85	29,466,883.93	964.68
UVA-MEDIUM	1,127,433.00	1318.48	8,301,594.50	1016.51
WESTERN-MEDIUM	1,751,729.00	1107.42	13,909,088.10	905.88
MEDIUM GROWN TOTAL	2,879,162.00	1190.07	22,210,682.60	947.23
LOW	11,215,842.00	1643.62	83,820,790.25	1229.66
TOTAL	17,388,525.00	1494.70	135,498,356.78	1125.74
CTC				
HIGH	353,498.00	1126.74	2,841,945.50	815.56
MEDIUM	430,229.00	943.24	4,453,008.50	711.05
LOW	766,908.00	1288.46	7,165,449.50	808.08
TOTAL	1,550,635.00	1155.81	14,460,403.50	779.67
OTH/CTC				
UVA-HIGH	1,495,390.00	1222.62	10,497,064.18	957.74
WESTERN-HIGH	2,151,629.00	1254.67	21,811,765.25	948.59
HIGH GROWN TOTAL	3,647,019.00	1241.53	32,308,829.43	951.57
UVA-MEDIUM	1,127,433.00	1318.48	8,301,594.50	1016.51
WESTERN-MEDIUM	2,181,958.00	1075.05	18,362,096.60	858.63
MEDIUM GROWN TOTAL	3,309,391.00	1157.98	26,663,691.10	907.79
LOW	11,982,750.00	1620.89	90,986,239.75	1196.46
TOTAL	18,939,160.00	1466.95	149,958,760.28	1092.37

SOURCE : CBA averages by MSL.

These averages are merely for statistical purposes only.



ALL BROKERS PRIVATE SALE FIGURES (FOR THE PERIOD – 25TH TO 30TH JULY 2022)

	WEEKLY	TODATE
High & Medium	38,000.00	1,253,049.10
Low	669.00	173,669.75
Green Tea	37,690.00	880,759.30
Organic Tea	4,310.00	270,789.93
BMF	102,275.00	4,224,233.00
Direct Sales	-	-
Forward Contract	10,000.00	1,111,240.00





- **Crop and Weather**
- **Crop Figures**
- **Tea News**

CROP AND WEATHER - FOR THE PERIOD OF – 25TH TO 31ST JULY 2022



Western

Rainy weather conditions were recorded at the beginning of the week in the Agarapatana district whilst, bright weather with occasional showers prevailed thereafter. Dull mornings with evening showers were reported in Dickoya and Bogawanthalawa.



Nuwara Eliya

Scattered showers were experienced in Nuwara Eliya and Kandapola districts throughout the week.



Uva

Dull mornings with evening showers were reported in Badulla and Haputale whilst, bright mornings with evening showers were recorded in Lunugala.



Low Grown

Dry weather conditions were reported at the beginning of the week whilst, heavy rainfall prevailed thereafter in Galle. Bright mornings with heavy evening showers were recorded in Deniyaya and Rathnapura.



Crop

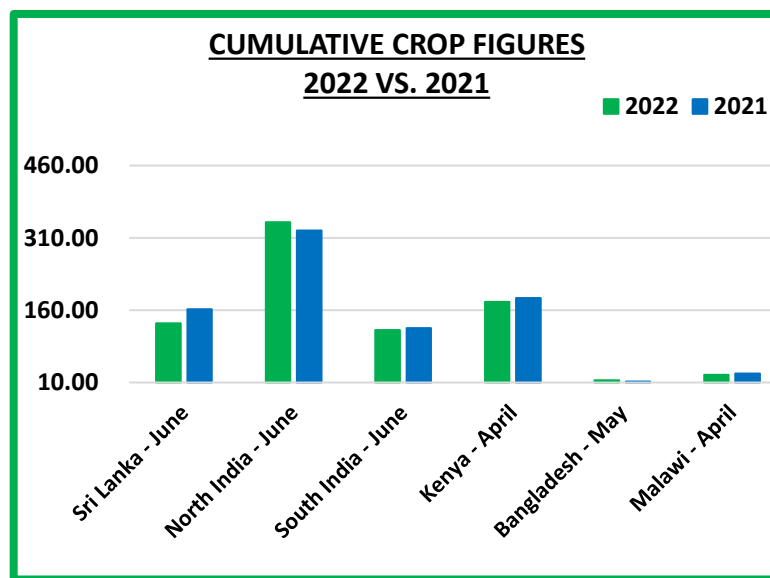
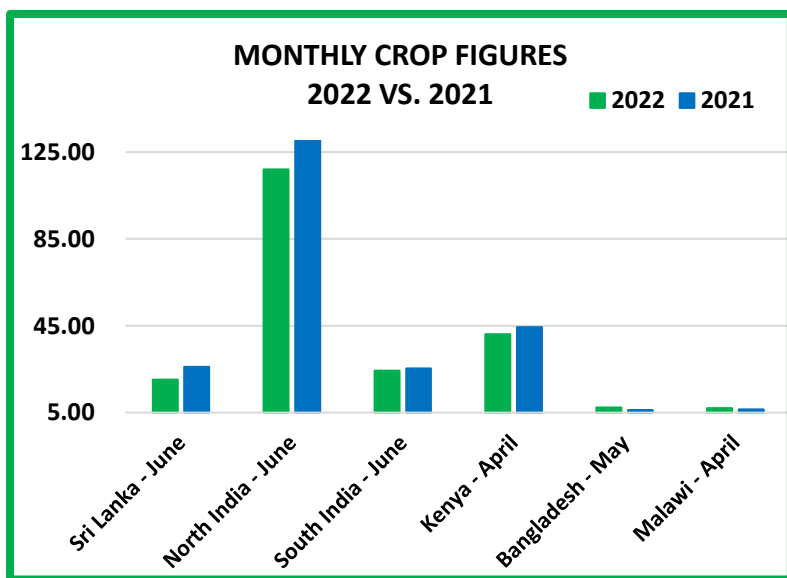
Crop intakes are low.



CROP FIGURES OF MAJOR PRODUCING & EXPORTING COUNTRIES

Country	Month	2022	2021	Cumulative + Inc. / Dec.	Cumulative	2022	2021	Cumulative + Inc. / Dec.
Sri Lanka	June	20.14	26.06	- 5.92	Upto June	132.92	161.71	- 28.79
North India	June	117.01(E)	145.69	- 28.68	Upto June	342.40(E)	325.31	+ 17.09
South India	June	24.30(E)	25.35	- 1.05	Upto June	118.97(E)	122.82	- 3.85
Kenya	April	41.17	44.29	- 3.12	Upto April	177.00	185.28	- 8.28
Bangladesh	May	7.42	6.15	+ 1.27	Upto May	14.48	12.07	+ 2.41
Malawi	April	7.10	6.40	- 0.70	Upto April	26.00	28.60	- 2.60

(E) - Estimated



TEA NEWS AROUND THE GLOBE

MOMBASA MARKET

SALE NO. 31 – SALE OF 01ST / 02ND & 03RD AUGUST 2022

There was fairly good demand for the 183,875 packages (11,934,317.00 kilos) available in the market with 28.77% neglected.

OFFERINGS

Leaf Grades	-	104,280 packages (6,784,437.00 kilos) – 35.06% unsold.
Dust Grades	-	48,500 packages (3,604,579.00 kilos) – 14.19% unsold.
Secondary Grades	-	31,095 packages (1,545,301.00 kilos) – 30.74% unsold.

MARKETS

Pakistan Packers and **Bazaar** lent good support but at lower levels with maintained activity from **Egyptian Packers** while **Kazakhstan**, **other CIS states** and **UK** showed more interest. **Yemen** and **other Middle Eastern countries** were active but selective with reduced enquiry from **Sudan**. **Afghanistan** were less active while **Local Packers** saw improved interest. **Russia** and **Iran** were absent. **Somalia** maintained enquiry at the lower end of the market.

LEAF GRADES (M2)

BP1:

Best – Saw very irregular interest at steady to USC48 dearer with selected invoices advancing by up to USC94 to USC40 below previous rates.

Brighter – Were irregular and ranged between firm to USC19 dearer to easier by USC22 with some teas unsold.

Mediums – KTDA mediums were firm to USC19 easier and many lines were without bids while plantation mediums shed up to USC4.

Lower Mediums – Varied between steady to USC12 dearer to easier by up to USC30.

Plainer – Most teas lost up to USC16 but a few lines gained up to USC6.

PF1:

Best – Lost up to USC10 with only a few invoices advancing by up to USC8.

Brighter – Were steady to USC10 easier.

Mediums – KTDA mediums were fully firm at last levels with plantation mediums irregularly easier by up to USC15.

Lower Mediums – Were irregular ranging between firm to USC13 above previous prices to USC14 easier.

Plainer – Shed up to USC15 but a few teas advanced by up to USC8.

DUST GRADES (M1)

PDUST:

Best – Met reduced competition and shed up to USC8.

Brighter – Irregularly easier by up to USC16.

Mediums – KTDA mediums were fully steady at last rates while plantation mediums were firm to USC4 easier.

Lower Medium – Were irregular ranging between steady to USC9 dearer with a few selected invoices advancing by up to USC26 to easier USC8.

Plainer – Varied between steady to USC13 dearer to easier by up to USC11.



TEA NEWS AROUND THE GLOBE



MOMBASA MARKET – Continued ;

DUST1:

Best – Were firm to easier by up to USC10.

Brighter – Steady to USC6 below last levels.

Mediums – KTDA mediums saw irregular interest ranging between firm to USC14 dearer to easier by up to USC4;plantation mediums varied between steady to USC11 dearer with some select invoices discounted by up to USC12.

Lower Medium – Shed up to USC12.

Plainer – Irregular interest at firm to USC8 dearer to easier by the same margin.

SECONDARY GRADES (S1)

In the Secondary Catalogues, **BP**s were steady while **PF**s tended dearer. Clean well sorted coloury **Fannings** held value with **DUST**s firm. **Other Fannings** were steady while **similar DUST**s gained. **BMF**s were well absorbed .

QUOTATIONS	BROKENS	FANNINGS
Best	255 – 440	265 – 298
Good	255 – 322	263 – 279
Good Medium	255 – 300	263 – 272
Medium (KTDA)	250 – 259	244 – 262
Medium (Plantations)	200 – 258	190 – 240
Lower Medium	130 – 200	148 – 214
Plainer	087 – 156	112 – 196

AUCTION	KENYA 2021 \$	KENYA 2022 \$	TOTAL 2021 \$	TOTAL 2022 \$
28	1.59	2.38	1.54	2.24
29	1.69	2.36	1.59	2.21
30	1.97	2.37	1.86	2.22

SOURCE : AFRICA TEA BROKERS LTD.



TEA NEWS AROUND THE GLOBE



CHITTAGONG MARKET

SALE NO.13 – 01ST AUGUST 2022

CTC LEAF: 47,636 packages of Current Season teas on offer met with a good demand which strengthened as the sale progressed.

BROKENs: Good BOPs were a strong feature of the sale and were generally firm to dearer following quality. Smaller Broken s also met with a strong demand and brighter varieties were often dearer. Medium types met with a fairly good demand but eased by Tk.2/- to Tk.3/- with a few withdrawals. Plain types met with only fair demand and prices declined by upto Tk.5/- with fair withdrawals. BLF teas saw fair enquiry at a discount with fair withdrawals.

FANNINGS: Best Fannings met with a strong demand and were mostly firm to a touch dearer whilst good varieties met with good demand and were generally steady. Medium types met with fair demand but eased slightly particularly the latter varieties. BLF teas saw fair enquiry at a discount with fair withdrawals.

CTC DUST: 13,159 packages of Current Season teas on offer met with good demand. Good liquoring well made Dusts met with good competition and were slightly dearer. Mediums met with better demand and were firm to slightly dearer. Plain and BLF Dusts were an easier market and witnessed fair withdrawals. CDs sold well at a lower rate. Blenders lent strong support with fair interest from the Loose tea buyers. However, there were more withdrawals than previous sale.

COMMENTS: There was stronger demand in this week's auction emanating mostly from the Blenders who were the mainstay of the market. Loose tea buyers operated in greater strength and as a result prices generally moved upwards.

Dusts sold well but there were a little more withdrawals.

Our catalogue: (Sale 13) Avg: Tk 213.02, Sold 86.0% & (Sale 12) Avg: Tk 212.84, sold 83.9%.

Quotations – This Week – (In Taka)

Broken s	This Week	Last Week	Fannings	This week	Last Week	Dust	This week	Last Week
Large	202-207 nom	NQTA	Best	208-215	210-215	PD	183-247	175-228
Medium	195-210	193-208	Good	201-206	200-205	RD	129-368	143-250
Small	197-208	195-205	Medium	190-195	190-195	D	150-254	158-352
Plain	175-180	175-180	Plain	175-180	175-180	CD	155-420	175-408
BLF	123-140	120-140	BLF	123-140	120-140	BLF	129-305	143-205

Exchange Rates 01st August 2022 Sterling Pound: Tk. 113.0691, dollar: Tk. 94.4375

SOURCE : NATIONAL BROKERS LTD



TEA NEWS AROUND THE GLOBE



SILIGURI MARKET

SALE NO.30 – SALE OF 29TH JULY 2022

1. Market Description :

- Demand – good for both segments.
- Levels were around last and at times appreciated barring the best sorts.
- Local buyers were the mainstay with fair support from major blenders. Exporters continue to be selective.
- Percentage of teas selling below rs.120 decreasing when compared to last week.

2. TOTAL AUCTION WEIGHTED AVERAGE (₹)

	2022-23			2021-22			UPTO SALE - 30		
	SALE - 30	SALE - 29	+/-	SALE - 30	SALE - 29	+/-	2022-23	2021-22	2020-21
CTC	189.43	182.06	7.37	178.32	187.06	-8.73	195.74	200.39	225.14
DUST	183.07	180.98	2.09	168.98	166.29	2.69	187.45	187.99	214.53
TOTAL	188.67	181.92	6.75	177.24	185.05	-7.81	194.78	199.00	223.71

SOURCE: PARCON INDIA PVT LTD

GUWAHATI MARKET

SALE NO.30 – SALE OF 30TH JULY 2022

1. Market Description :

- Good demand. Best/good teas sold around last levels. Better medium and medium sorts were dearer with competition. Browner and plainer varieties sold around last levels.
- Premium dusts were dearer with competition. Medium and plainer dusts sold around last levels.
- HUL & TCPL were active. Western India buyers lent support for liquoring teas. Internal buyers operated on the cleaner sorts.
- Selective export enquiry seen.

2. TOTAL AUCTION WEIGHTED AVERAGE (₹)

	2022-23			2021-22			UPTO SALE - 30		
	SALE - 30	SALE - 29	+/-	SALE - 30	SALE - 29	+/-	2022-23	2021-22	2020-21
CTC	215.87	206.86	9.00	180.83	182.91	-2.08	207.33	208.92	252.78
DUST	213.42	207.86	5.56	180.28	185.14	-4.86	203.09	205.65	251.35
TOTAL	215.14	207.16	7.97	180.66	183.61	-2.94	206.15	207.97	252.29

SOURCE: PARCON INDIA PVT LTD





TEA NEWS AROUND THE GLOBE

KOLKATA CTC / ORTHODOX MARKET

SALE NO.30 – SALE OF 29TH / 30TH JULY 2022

1. Market Description :

- Demand: good.
- Good/ best Assams were steady while the better medium/medium categories were firm.
- Dooars sold irregularly around last.
- Dust market was fully firm and appreciated with competition.
- Liquoring secondaries met with improved enquiry.
- Major blenders mainstay with support from WI, exporters and other sections of the trade.

2. TOTAL AUCTION WEIGHTED AVERAGE (₹)

	2022-23			2021-22			UPTO SALE - 30		
	SALE - 30	SALE - 29	+/-	SALE - 30	SALE - 29	+/-	2022-23	2021-22	2020-21
CTC	246.39	237.38	9.01	214.07	210.97	3.10	229.76	222.06	259.74
DUST	273.04	258.43	14.61	213.72	224.82	-11.09	252.00	225.13	272.42
TOTAL	253.97	244.10	9.87	213.97	214.17	-0.20	235.96	222.86	263.09

1. Market description :

- Strong demand.
- Better sorts around last. Remainder irregular to lower following quality.
- The nominal weight of tippy sorts on offer sold well.
- Exporters to the middle east active with support from the cis. Selective enquiry from TCPL and HUL.

	WHOLE LEAF		BROKENS		FANNINGS
TIPPY RANGE	800-1800+		500-900+		NQ
	1ST LINE	2ND LINE	LARGER	SMALLER	LEAFY
BEST	540-700+	465-580+	390-450+	400-440+	300-340
GOOD	450-500	465-580+	350-370	360-380	270-300
MEDIUM	395-430	355-400	310-340	300-340	270-300

SOURCE: PARCON INDIA PVT LTD



UPCOMING AUCTION DETAILS

Auction No.	32		31	
Dates	16 th / 17 th August 2022		08 th / 09 th August 2022	
	No. of Lots	Qty – kg	No. of Lots	Qty – kg
Ex-Estate	625	680,024	578	629,001
Main Sale Total	9,329	4,457,295	9,713	4,703,254
High & Medium	1,329	632,897	1,336	646,806
Low Grown – Leafy	1,898	767,992	1,980	817,018
Low Grown – Semi Leafy	1,238	517,761	1,293	552,171
Low Grown Tippy	1,845	905,564	1,902	949,936
Premium / Flowery	428	68,333	421	70,335
Off Grades	2,178	1,184,190	2,357	1,285,430
Dust	413	380,558	424	381,558
Grand Total	9,954	5,137,319	10,291	5,332,255
Reprints	652	326,617	661	359,423
Total No. of Lots on Offer	9,954		10,291	
Total Quantity on Offer (kg)	5,137,319		5,332,255	



SCHEDULED CLOSING DATES

Auction No.	Date of Sale	Ex-Estate	Main Sale
33	23 rd / 24 th August 2022	04/08/2022	04/08/2022
34	30 th / 31 st August 2022	12/08/2022	12/08/2022
35	06 th / 07 th September 2022	18/08/2022	18/08/2022

PROMPT DATES

Auction No.	Buyers	Sellers
31	15/08/2022	16/08/2022
32	23/08/2022	24/08/2022
33	30/08/2022	31/08/2022



ORDER OF SALE (SALE NO. 31 – 08TH / 09TH AUGUST 2022)

Main Sale Order – 1 (Leafy / Semi Leafy / Tippy / Premium / 1A)	Main Sale Order – 2 (H & M / Off Grade / Dust)	Ex-Estate
Asia Siyaka Commodities PLC	Asia Siyaka Commodities PLC	Asia Siyaka Commodities PLC
Ceylon Tea Brokers PLC	Mercantile Produce Brokers (Pvt) Ltd	Lanka Commodity Brokers Ltd
Lanka Commodity Brokers Ltd	Forbes & Walker Tea Brokers (Pvt) Ltd	Ceylon Tea Brokers PLC
Eastern Brokers. Ltd.	Bartleet Produce Marketing (Pvt) Ltd	JOHN KEELLS PLC
JOHN KEELLS PLC	Lanka Commodity Brokers Ltd	Forbes & Walker Tea Brokers (Pvt) Ltd
Forbes & Walker Tea Brokers (Pvt) Ltd	Ceylon Tea Brokers PLC	Eastern Brokers. Ltd.
Mercantile Produce Brokers (Pvt) Ltd	Eastern Brokers. Ltd.	Bartleet Produce Marketing (Pvt) Ltd
Bartleet Produce Marketing (Pvt) Ltd	JOHN KEELLS PLC	Mercantile Produce Brokers (Pvt) Ltd

[DB : HR / SG]





“
Courage is the most important of all the virtues because
without courage, you can't practice any other virtue
consistently.

— *Maya Angelou*”