



TEA MARKET REPORT

JOHN KEELLS PLC

SALE NO. 31 – 06TH / 07TH AUGUST 2024

ORDER OF SALE (SALE NO. 31 – 06TH / 07TH AUGUST 2024)

Main Sale Order – 1 (Leafy / Semi Leafy / Tippy / Premium / 1A)	Main Sale Order – 2 (H & M / Off Grade / Dust)	Ex-Estate
ASIA SIYAKA COMMODITIES PLC.	ASIA SIYAKA COMMODITIES PLC.	CEYLON TEA BROKERS PLC
CEYLON TEA BROKERS PLC	MERCANTILE PRODUCE BROKERS (PVT) LTD	JOHN KEELLS PLC
LANKA COMMODITY BROKERS LTD	FORBES & WALKER TEA BROKERS (PVT) LTD	FORBES & WALKER TEA BROKERS (PVT) LTD
EASTERN BROKERS. LTD.	BARTLEET PRODUCE MARKETING (PVT) LTD	EASTERN BROKERS. LTD.
JOHN KEELLS PLC	LANKA COMMODITY BROKERS LTD	BARTLEET PRODUCE MARKETING (PVT) LTD
FORBES & WALKER TEA BROKERS (PVT) LTD	CEYLON TEA BROKERS PLC	MERCANTILE PRODUCE BROKERS (PVT) LTD
MERCANTILE PRODUCE BROKERS (PVT) LTD	EASTERN BROKERS. LTD.	ASIA SIYAKA COMMODITIES PLC.
BARTLEET PRODUCE MARKETING (PVT) LTD	JOHN KEELLS PLC	LANKA COMMODITY BROKERS LTD



AUCTION DETAILS

Auction No.	31	
Dates	06 th / 07 th August 2024	
	No. of Lots	Qty – kg
Ex Estate	832	853,228
Main Sale Total	10,640	4,939,136
High & Medium	1,895	834,526
Low Grown - Leafy	1,904	730,117
Low Grown - Semi Leafy	1,532	654,796
Low Grown Tippy	1,949	941,022
Premium / Flowery	385	57,214
Off Grades	2,356	1,179,240
Dust	619	542,221
Grand Total	11,472	5,792,364
Reprints	804	379,253
Total No. of Lots Offered	11,472	
Total Quantity Offered (kg)	5,792,364	

PROMPT DATES

Auction No.	Buyers	Sellers
31	13/08/2024	14/08/2024

COMMENTS



From Global auction centres around the world, it is evident that demand is revolving mostly around quality and is compensated with price. This trend is expected to continue with an oversupply situation around the world. Lower quality teas are discounted and remain unsold.

The Auction averages for the month of July 2024 recorded at Rs.1,223.88 is an increase of Rs.212.44 in comparison to July 2023 which was at Rs.1,011.44. When analyzing the respective elevations, the High Grown recorded an average of Rs.1,153.38 which is a positive variance of Rs.286.02 in comparison to Rs.867.36 in July last year. The Medium Grown too recorded a positive variance of Rs.179.04 with an average of Rs.1,070.42 when compared to Rs.891.38 in July 2023. Similarly, the Low Grown recorded a positive variance of Rs.191.81 with an average of Rs.1,299.84 in comparison to Rs.1,108.03 in July last year.

0.85 million kilograms of Ex-Estate teas on offer met with fair demand. Select Best Western High Grown BOPs were firm, whilst the below best and plainer varieties were irregularly lower. Select Best Western High Grown BOPFs were firm, the below best and plainer sorts were irregularly lower. Nuwara Eliya BOPs / BOPFs mostly remained unsold. Uda Pussellawa BOPs gained marginally, the BOPFs appreciated from previous levels. Uva BOPs were lower, the BOPFs barely maintained last levels. Low Grown BP1s were firm, the High and Medium sorts were dearer. Low Grown CTC PF1s gained, while High and Medium sorts were tending lower.

The 2.3Mkg of Low Grown teas on offer met with fair demand. In the Leafy segment, OP/OPA's were firm. OP1s met with fair demand. BOP1s were firm. PEKOE's met with good demand, PEKOE1s were firm. In the Small Leaf segment, Well-made FBOPs met with fair demand, others were lower. FF1s experienced lower demand. BOPF.SP, BOPF, BOP.SP and BOP grades were firm. FF varieties were lower. Premium flowery teas met with lower interest.

Turkey, Russia, Iran and the C.I.S countries lent fair support. Libya and Iraq were active.





MARKET DESCRIPTION

Western Teas

Select best Western High Grown BOPs were firm, the below best and plainer varieties were irregularly lower by Rs.20/- to Rs.30/-. Select best Western High Grown BOPFs were firm, the below best and plainer varieties were irregularly lower by Rs.30/ to Rs.40/. Medium BOPs were firm, the BOPFs followed a similar trend.

Nuwara Eliya Teas

BOP/ BOPFs mostly remained unsold.

Uva Teas

Uva BOPs depreciated Rs.20/- to Rs.40/-, the BOPFs were firm. Uda Pussellawa BOPs gained Rs.20/- to Rs.40/-, BOPFs too were dearer by Rs.20/- to Rs.30/-.

CTC Teas

Low Grown CTC BP1s sold at last levels, the High and Medium sorts were dearer by Rs.20/- to Rs.40/-. Low Grown CTC PF1s gained Rs.30/- to Rs.40/-, the High and Medium sorts declined by a similar margin.

QUOTATIONS

	BOP – RS.	BOPF – RS.
Good Westerns	1400 – 1480	1280 – 1380
Average Westerns	1300 – 1380	1200 – 1260
Plainer Westerns	1240 – 1280	960 – 1180
Western Mediums	760 – 1900	750 – 1280
Uva Teas	1120 – 1340	1180 – 1260
Nuwara Eliya Teas	NQ	NQ
Uda Pussellawa Teas	1120 – 1240	1020 – 1180
CTC (BP1 and PF1)	800 – 1240	720 – 1500





MARKET DESCRIPTION

Low Grown

Select best and best OP1s met with fair demand, bolder types were firm to dearer, secondaries sold at last levels. Better twisted OPs were firm on last levels, others gained irregularly. Well-made OPAs were firm on last, others too met with fair demand. Well twisted BOP1s were firm on last, bolder types were firm to easier. All Pekoes were firm on last levels. Shotty Pekoe1s were dearer, others met with good demand.

Select best BOPs were firm, best types were lower by a few rupees, below best and secondary types were firm. BOP.SP.s and BOPF.SP.s met with fair demand. BOPFs followed a similar trend. Select best and best FBOPF1s were lower by Rs.40/- to Rs. 60/-, below best types were irregularly lower, secondary types were firm. Select best FBOPs were firm, best and below best types were lower by Rs.60/- to Rs.80/- and more at times, secondary types too were lower. FF varieties met with lower demand. All Premium Flowery teas were lower by Rs.60/- to Rs.80/- and more following quality.

Off Grades

Select best Fgs1s were lower by Rs.10/- to Rs.20/- whilst best Fgs1s were firm on last levels, below best and poorer sorts were lower by Rs.10/- to Rs.20/-. Select best and best BMs depreciated by Rs.40/- to Rs.60/-, below best and poorer types maintained on last levels. Select best and best BPs were firm on last levels whilst below best and poorer varieties were lower by Rs.10/- to Rs.20/-. Select best BOP1As were higher by Rs.10/- to Rs.20/-, best types were higher by Rs.60/- to Rs.70/-, below best types were lower by Rs.30/- to Rs.40/- whilst poorer types were lower by Rs.20/- to Rs.30/-.

Dust

Select best and best Dust1s declined by Rs.40/- to Rs.60/-, below best and poorer sorts declined by Rs.20/- to Rs.40/-. High and Medium CTCs declined by Rs.40/- to Rs.80/- and more towards the closure. Low Grown CTCs and Dust/ Dust1s were firm.



QUOTATIONS

	Select Best	Best	Below Best	Others
LIQUORING				
DUST-1	1240.00 - 1460.00	1160.00 - 1230.00	1000.00 - 1150.00	720.00 - 990.00
OFF GRADES				
FGS1	1160.00 - 1200.00	1040.00 - 1150.00	860.00 - 1030.00	660.00 - 850.00
FGS	850.00 - 1060.00	790.00 - 840.00	730.00 - 780.00	600.00 - 720.00
LOW GROWNS				
FBOPF / FFSP / FFEXSP	4200.00 - 5400.00	3000.00 - 4000.00	1800.00 - 2800.00	1200.00 - 1500.00
BOP	1800.00 - 2200.00	1600.00 - 1750.00	1300.00 - 1550.00	900.00 - 1200.00
BOPSP	1450.00 - 1900.00	1200.00 - 1400.00	900.00 - 1100.00	750.00 - 850.00
BOPF	1500.00 - 1800.00	900.00 - 1200.00	800.00 - 870.00	700.00 - 790.00
FBOPF1	1850.00 - 2000.00	1550.00 - 1750.00	1250.00 - 1500.00	900.00 - 1200.00
FBOP	2000.00 - 2200.00	1600.00 - 1900.00	1400.00 - 1500.00	1000.00 - 1250.00
BOP1	2350.00 - 3100.00	1950.00 - 2300.00	1260.00 - 1550.00	900.00 - 1200.00
OP1	2500.00 - 3200.00	2150.00 - 2450.00	1500.00 - 1950.00	750.00 - 1450.00
OP	1650.00 - 1950.00	1460.00 - 1550.00	1300.00 - 1440.00	750.00 - 1280.00
OPA	1600.00 - 2150.00	1340.00 - 1550.00	1160.00 - 1320.00	750.00 - 1140.00
PEKOE	1600.00 - 2200.00	1440.00 - 1550.00	1220.00 - 1420.00	850.00 - 1200.00
PEKOE1	1650.00 - 2150.00	1480.00 - 1600.00	1320.00 - 1460.00	950.00 - 1300.00
DUST / DUST1	1050.00 - 1300.00	900.00 - 1040.00	730.00 - 890.00	650.00 - 720.00



EXCHANGE RATES

The average rates currencies quoted on 07th August 2024 at 9.30 a.m. by Commercial Banks in Colombo for Telegraphic Transfers (TT).

CURRENCY	BUY RATE	SELL RATE
USD	297.50	306.76
EURO	322.93	336.58
GBP	376.52	391.39



- **Top Prices**
- **Colombo Auction Averages**
- **National Elevational Averages**
- **All Brokers Private Sale Figures**



TOP PRICES (SALE NO. 31 – 06TH / 07TH AUGUST 2024)



WESTERN HIGH			
BOP		Frotoft Super	1650.00
BOPSP		Queensberry	1700.00
BOPF/BOPFSP	*	Kotiyagalla	1380.00
FBOP/FBOP1		Weddemulla	1650.00
		Bambrakelly	1650.00
FBOPF/FBOPF1		Bambrakelly	1850.00
BOP1		Bambrakelly	1700.00
OP/OPA		Queensberry	1360.00
OP1	*	Venture	1460.00
PEKOE/PEKOE1	*	Frotoft Super	1600.00

UVA HIGH			
BOP	*	Glenanore	1550.00
BOPSP		Craig	1550.00
BOPF/BOPFSP		Uvakellie	1320.00
FBOP/FBOP1		Gonamotawa	1900.00
FBOPF/FBOPF1		Ranaya	1850.00
BOP1		Ellathota Uva	1900.00
OP/OPA		Mount Uva	1280.00
		Glenanore	1280.00
		Gonamotawa	1280.00
		Aislaby	1280.00
OP1		Oodoowerre	1500.00
PEKOE/PEKOE1	*	Aislaby	1650.00

NUWARA ELIYA			
BOP		Kenmare	1060.00
BOPSP		Kenmare	1200.00
BOPF/BOPFSP		Court Lodge	1080.00
FBOP/FBOP1		Court Lodge	1700.00
OP/OPA		Court Lodge	1140.00
PEKOE/PEKOE1		Mahagastotte	1400.00

WESTERN MEDIUM			
BOP		Harangalla	1900.00
BOPSP		Doombagastalawa	1650.00
		Hatale	1650.00
		Uplands	1650.00
BOPF/BOPFSP		Galgewatta	1340.00
FBOP/FBOP1		Harangalla	2100.00
		Ancoombra	2100.00
FBOPF/FBOPF1		Harangalla	1950.00
BOP1		New Rothschild	2150.00
		Dartry Valley	2150.00
OP/OPA		Dartry Valley	1400.00
OP1	*	Kenilworth	1900.00
	*	Nayapane	1900.00
PEKOE/PEKOE1		Meezan	1800.00

UVA MEDIUM			
BOP	*	Halpewatte Uva	1850.00
BOPSP		Blossoms Uva Tea	1600.00
BOPF/BOPFSP		Dickwella	1650.00
FBOP/FBOP1	*	Halpewatte Uva	1850.00
		Glen Alpin	1850.00
		Aruna Passara	1850.00
FBOPF/FBOPF1		Aruna Passara	1700.00
		Ambrosia Uva	1700.00
		Misty-Uva	1700.00
BOP1	*	Demodera 'S'	1900.00
OP/OPA		Dickwella	1320.00
OP1		Telbedde	1750.00
PEKOE/PEKOE1		Aruna Passara	1650.00
		Halpewatta Uva	1650.00

CTC LOW			
PF1	**	Hingalgoda CTC	1500.00
BP1		Cecilayan CTC	1140.00
BPS		-	
OF		Peakwatta CTC	800.00

UDA PUSSELLAWA			
BOP		Mooloya	1240.00
BOPSP		Luckyland	1160.00
BOPF/BOPFSP	**	Ragalla	1180.00
		Luckyland	1180.00
		Kirklees	1180.00
		Liddesdale	1180.00
FBOP/FBOP1		Alma	1900.00
FBOPF/FBOPF1		Delmar	1600.00
BOP1		Maha Uva	1420.00
OP/OPA		Alma	1360.00
OP1		Maha Uva	1380.00
PEKOE/PEKOE1		Alma	1750.00

CTC HIGH			
PF1		Ulugedara CTC	1160.00
		Dunsinane CTC	1160.00
BP1		Dunsinane CTC	1240.00
BPS	*	Dunsinane CTC	1120.00
OF		-	

CTC MEDIUM			
PF1	**	New Peacock CTC	1180.00
BP1		New Peacock CTC	1240.00
BPS		Aultmore CTC	900.00
OF		-	



TOP PRICES (SALE NO. 31 – 06TH / 07TH AUGUST 2024)



LOW			
BOP		Matuwagalla Super	2250.00
		Suduwelipothahena Super	2250.00
		Richiland	2250.00
		Ceciliyan	2250.00
	*	Lumbini	2200.00
BOPSP		Andaradeniya Super	2150.00
BOPF		Sithaka	2250.00
		Pothotuwa	1900.00
	*	Kiruwanaganga	1750.00
BOPFSP		Palmgarden	2150.00
FBOP		Sithaka	2300.00
FBOP1	*	Ceciliyan	2050.00
FBOPF		Sithaka	1850.00
		Ceyenta	1850.00
	*	Halwitigala S.H.	1800.00
FBOPF1	*	Lumbini	2050.00
BOP1		New Vithanakanda	3100.00
OP1		Gunawardena	3200.00
OP		Miriswatte	1950.00
	*	Berubeula	1700.00
OPA		Miriswatte	2150.00
PEKOE		Liyonta	2200.00
PEKOE1		Andaradeniya Super	2150.00
		Galatara	2150.00
		New Batuwangala	2150.00
		New Panilkanda	2150.00

**** MORE THAN ONE TOP PRICE OBTAINED**
*** TEAS SOLD BY JOHN KEELLS PLC**
+ ALL TIME RECORD PRICE
++ ALL TIME RECORD PRICE EQUALED

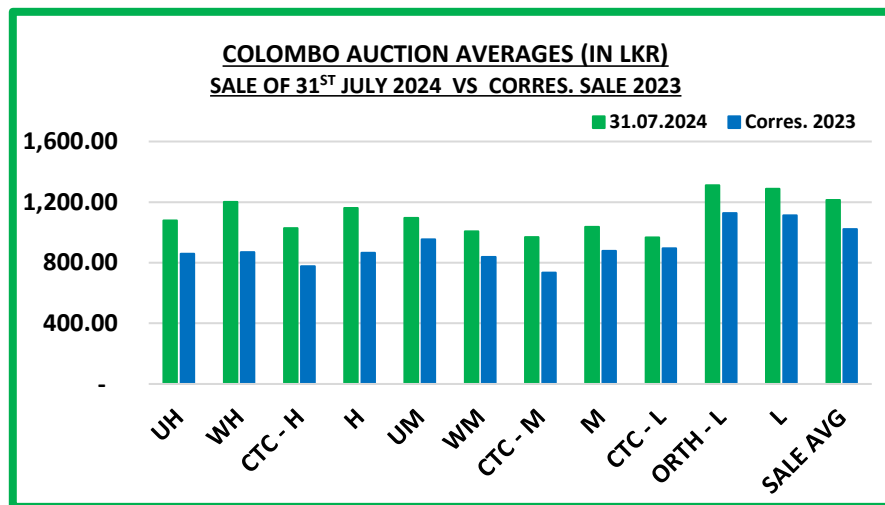
PREMIUM			
FBOPFSP		New Falcon Lanka	5650.00
FBOPFEXSP		New Galagawa	5450.00
FBOPFEXSP1		New Batuwangala	5500.00

DUST			
DUST1		Mattakelle	1460.00
P.DUST	*	Kalubowitiyana CTC	1320.00

OFF GRADES			
FNGS/FNGS1	*	Wanarajah	1200.00
	*	Wattegodde	1200.00
		Vellai Oya	1200.00
PFNGS		Liyonta CTC	1180.00
BM		Sanasa	1080.00
BP		Chandrika Estate	1460.00
BOP1A		Chandrika Estate	1480.00

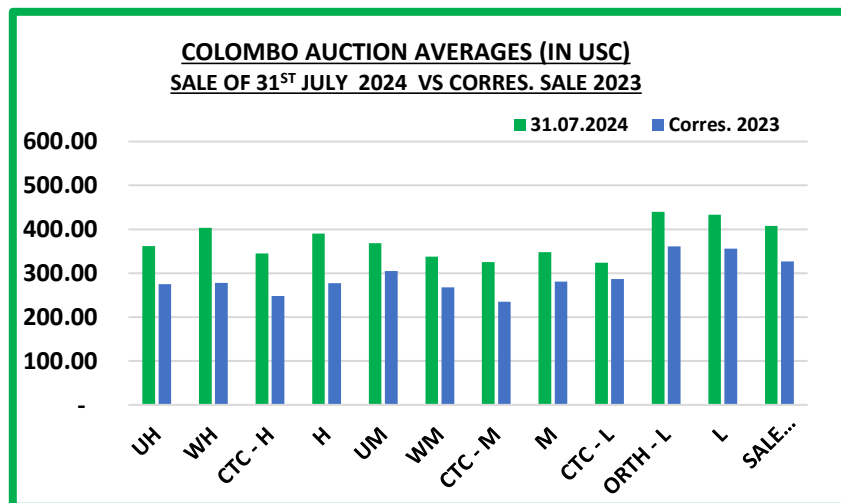


COLOMBO AUCTION AVERAGES



	Sale of 23/07/2024 In LKR	Sale of 31/07/2024 In LKR	Corres. 2023 In LKR
Uva High Grown	1097.52	1078.81	859.32
Western High Grown	1195.40	1200.79	869.67
CTC High Grown	1023.96	1027.73	776.27
Summary of High Grown	1164.96	1161.84	865.54
Uva Medium Grown	1117.81	1095.84	954.37
Western Medium Grown	1018.66	1007.25	838.52
CTC Medium Grown	970.17	969.11	733.77
Summary of Medium Grown	1053.50	1036.69	878.76
CTC Low Grown	920.68	966.10	895.85
Orthodox Low Grown	1324.58	1310.34	1127.14
Summary of Low Grown	1302.96	1288.97	1113.38
TOTAL SALE AVERAGE	1228.14	1214.07	1021.92

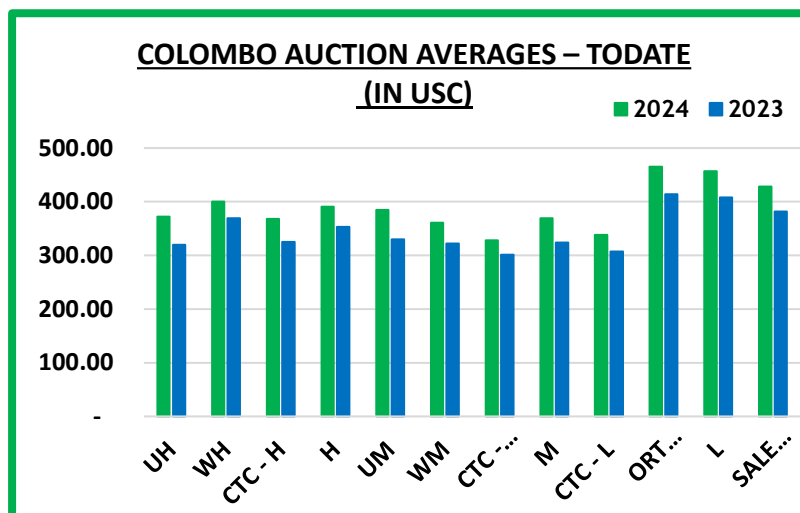
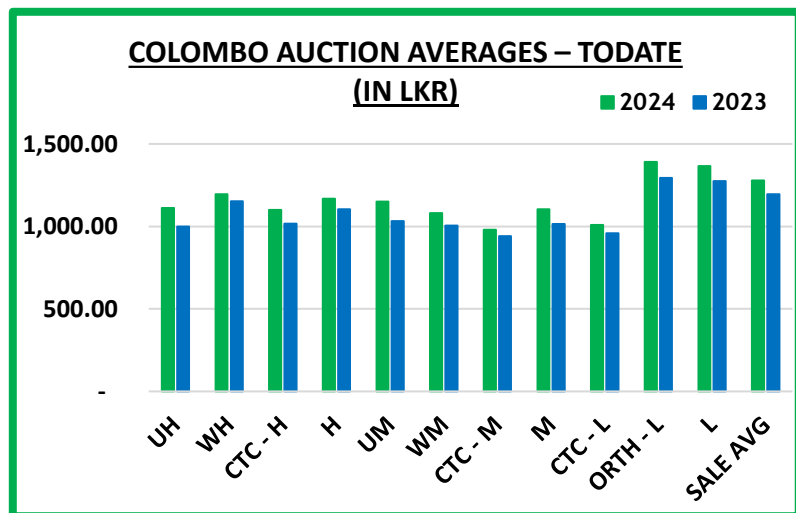
COLOMBO AUCTION AVERAGES



	Sale of 23/07/2024 In USC	Sale of 31/07/2024 In USC	Corres. 2023 In USC
Uva High Grown	367	362	275
Western High Grown	399	403	278
CTC High Grown	342	345	248
Summary of High Grown	389	390	277
Uva Medium Grown	373	368	305
Western Medium Grown	340	338	268
CTC Medium Grown	324	325	235
Summary of Medium Grown	352	348	281
CTC Low Grown	308	324	287
Orthodox Low Grown	443	440	361
Summary of Low Grown	435	433	356
TOTAL SALE AVERAGE	410	408	327



COLOMBO AUCTION AVERAGES



January to Date (Sale No.30)	2024 LKR	2023 LKR	2024 USC	2023 USC
Uva High Grown	1111.48	998.75	372	320
Western High Grown	1195.17	1152.39	400	369
CTC High Grown	1099.44	1016.84	368	325
Summary of High Grown	1168.37	1104.46	391	353
Uva Medium Grown	1150.69	1032.28	385	330
Western Medium Grown	1079.93	1005.14	361	322
CTC Medium Grown	980.73	940.94	328	301
Summary of Medium Grown	1103.71	1013.85	369	324
CTC Low Grown	1009.63	959.25	338	307
Orthodox Low Grown	1391.21	1293.40	465	414
Summary of Low Grown	1366.18	1275.03	457	408
TOTAL SALE AVERAGE	1278.59	1194.30	428	382



COLOMBO AUCTION AVERAGES

FROM 01 ST TO 31 ST JULY 2024	LKR
Uva High Grown	1111.40
Western High Grown	1197.25
Summary of High Grown	1168.33
Uva Medium Grown	1129.12
Western Medium Grown	1038.77
Summary of Medium Grown	1070.14
Summary of Low Grown	1310.48
TOTAL SALE AVERAGE	1235.48



NATIONAL ELEVATIONAL AVERAGES

NATIONAL ELEVATIONAL AVERAGES – JULY 2024				
Elevation	MONTH		TODATE	
	QUANTITY - KG	AVERAGE - RS. / KG	QUANTITY - KG	AVERAGE - RS. / KG
ORTHODOX				
UVA-HIGH	1,589,760	1,112.10	9,558,821	1,110.71
WESTERN-HIGH	2,993,107	1,214.43	18,675,210	1,214.44
UVA-MEDIUM	1,681,107	1,127.98	8,947,154	1,144.65
WESTERN-MEDIUM	2,151,941	1,060.75	12,504,785	1,115.89
LOW	13,793,465	1,345.93	81,643,046	1,393.55
TOTAL	22,209,380	1,267.34	131,329,015	1,304.10
CTC				
UVA-HIGH	121,603	1,123.45	802,383	1,164.78
WESTERN-HIGH	379,973	1,049.90	2,433,276	1,101.19
WESTERN-MEDIUM	859,074	979.41	4,411,871	976.74
LOW	1,288,591	941.86	7,276,222	1,010.05
TOTAL	2,649,241	977.87	14,923,752	1,023.38
OTH/CTC				
UVA-HIGH	1,711,363	1,112.91	10,361,204	1,114.89
WESTERN-HIGH	3,373,080	1,195.90	21,108,486	1,201.39
UVA-MEDIUM	1,681,107	1,127.98	8,947,154	1,144.65
WESTERN-MEDIUM	3,011,015	1,037.54	16,916,656	1,079.60
LOW	15,082,056	1,311.41	88,919,268	1,362.17
TOTAL	24,858,621	1,236.49	146,252,766	1,275.46
GREEN				
UVA-HIGH	61,044	1,258.81	330,285	1,248.30
WESTERN-HIGH	79,974	1,309.77	410,210	1,281.94
UVA-MEDIUM	38,724	1,522.46	184,502	1,514.80
WESTERN-MEDIUM	51,365	1,196.94	279,241	1,258.19
LOW	253	1,725.32	2,839	1,868.42
TOTAL	231,360	1,307.33	1,207,077	1,304.21



NATIONAL ELEVATIONAL AVERAGES – Continued;

Elevation	MONTH		TODATE	
	QUANTITY - KG	AVERAGE - RS. / KG	QUANTITY - KG	AVERAGE - RS. / KG
ORGANIC TEAS				
UVA-HIGH	28,822	752.85	176,395	1,028.45
WESTERN-HIGH	1,750	1,071.43	6,387	1,510.73
WESTERN-MEDIUM	31,750	2,494.42	121,782	1,780.32
LOW	905	2,209.73	13,780	3,015.06
TOTAL	63,227	1,657.07	318,344	1,411.75
SPECIAL TEA				
UVA-HIGH	3,110	2,250.00	25,856	1,480.60
WESTERN-HIGH	459	21,133.99	11,935	7,220.35
UVA-MEDIUM	110	14,738.18	478	19,911.51
WESTERN-MEDIUM	12,256	1,491.21	53,580	1,660.04
LOW	1,733	6,205.22	7,879	8,765.62
OTHERS	2	35,000.00	7	50,000.00
TOTAL	17,670	2,683.59	99,735	2,929.06
BLACK TEA SALES FROM REFUSE TEA PROCESSING CENTRES				
UVA-HIGH	94,225	752.20	453,030	710.43
WESTERN-HIGH	191,053	858.82	1,467,079	769.17
UVA-MEDIUM	14,356	811.66	66,278	792.10
WESTERN-MEDIUM	119,142	733.79	572,952	694.58
LOW	291,676	691.54	1,778,372	677.44
OTHERS	107,709	2,201.32	702,941	2,100.19
TOTAL	818,161	752.01	5,040,652	714.94
COMPOSITE NATIONAL AVERAGES				
OTHERS	6,070	710.38	33,808	695.56
HIGH GROWN	5,544,882	1,153.38	34,350,868	1,153.25
MEDIUM GROWN	5,049,557	1,070.42	27,723,181	1,093.48
LOW GROWN	15,388,530	1,299.84	90,810,717	1,349.02
ALL TEA AVERAGE	25,989,039	1,223.88	152,918,574	1,258.57



ALL BROKERS PRIVATE SALE FIGURES (FOR THE PERIOD – 29TH JULY TO 03RD AUGUST 2024)

	WEEKLY	TODATE
High & Medium	62,008.00	2,001,983.80
Low	19,264.50	541,422.50
Green Tea	45,937.00	1,181,193.00
Organic Tea	5,277.00	251,484.00
BMF	44,245.00	1,370,894.00
Direct Sales	-	-
Forward Contract	34,910.00	1,182,330.00





- **Crop and Weather**
- **Crop Figures**
- **Tea News**

CROP AND WEATHER - FOR THE PERIOD OF – 29TH JULY TO 04TH AUGUST 2024



Western

Bright weather with occasional rainfall was reported in Talawakelle and Agarapatana districts, whilst Dickoya reported dull weather.



Nuwara Eliya

Nuwara Eliya and Kandapola reported bright weather with occasional rainfall.



Uva

Bright weather with occasional showers were reported in Lunugala, Haputale and Badulla districts.



Low Grown

Bright weather with occasional rainfall was reported throughout the week in Galle, Rathnapura and Deniyaya districts.



Crop

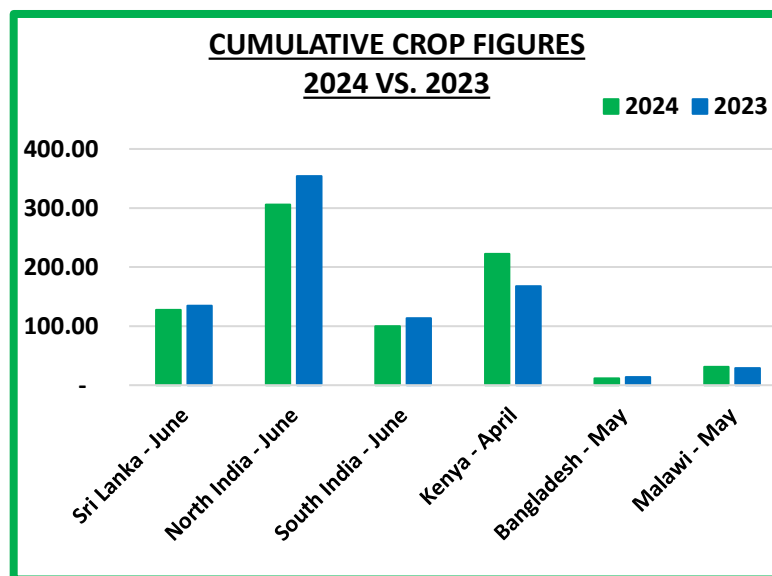
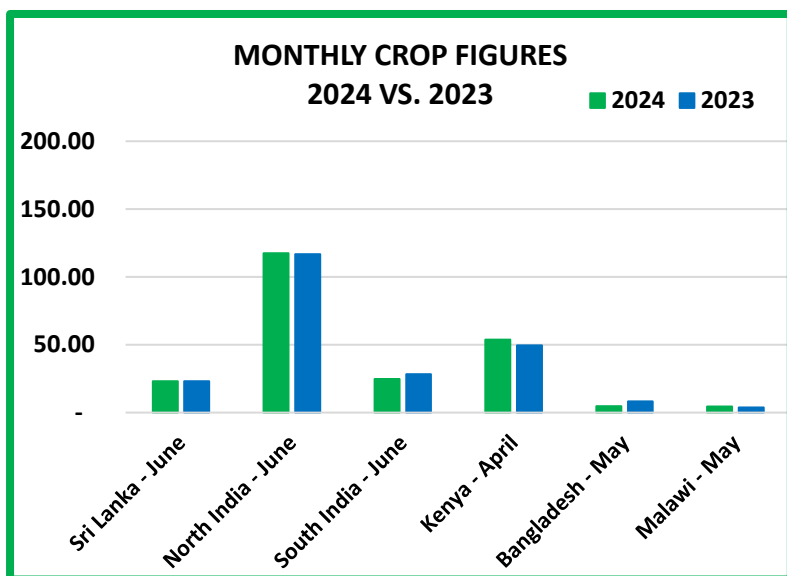
Crop intake is low.



CROP FIGURES OF MAJOR PRODUCING & EXPORTING COUNTRIES

Country	Month	2024	2023	Cumulative + Inc. / Dec.	Cumulative	2024	2023	Cumulative + Inc. / Dec.
Sri Lanka	June	23.02	23.08	- 0.06	Upto June	127.43	134.66	- 7.23
North India	June	117.56 (E)	116.78	+ 0.78	Upto June	305.96(E)	353.76	- 47.80
South India	June	24.83(E)	28.38	- 3.55	Upto June	100.03 (E)	113.36	- 13.33
Kenya	April	53.85	49.49	+ 4.36	Upto April	222.61	167.62	+ 54.99
Bangladesh	May	4.80	8.20	- 3.40	Upto May	11.50	13.70	- 2.2
Malawi	May	4.44	3.89	0.55	Upto May	31.26	28.88	2.38

(E) - Estimated



TEA NEWS AROUND THE GLOBE



MOMBASA MARKET

SALE NO. 32 – SALE OF 05TH / 06TH AUGUST 2024

Fair general demand for the 221,140 packages (14,989,777.00 kilos) available with 53.94% neglected.

The multiple reprint tea auction (M4) saw improved activity for the 68,160 packages (4,613,953.00 kilos) offered with 75.88% remaining unsold.

MARKETS

There was strong support from **Pakistan Packers** while **Egyptian Packers, Bazaar** and **Afghanistan** maintained interest. **Yemen** and **other Middle Eastern countries** showed more activity with **UK** active but selective. **Sudan** and **South Sudan** lent more support with some enquiry from **Kazakhstan, other CIS states** and **Russia**. **Local Packers** were less active while **Iran** were quiet. **Somalia** were more active at the lower end of the market.

OFFERINGS

Leaf Grades	-	125,400 packages (8,301,131.00 kilos) – 61.28% unsold.
Dust Grades	-	74,720 packages (5,577,269.00 kilos) – 50.32% unsold.
Secondary Grades	-	21,020 packages (1,111,377.00 kilos) – 23.03% unsold.

LEAF GRADES (M2)

BP1:

Best – Varied between mostly steady to irregularly easier by up to USC21 to dearer by up to USC25 for a few lines.

Brighter – Were irregular ranging between firm to USC26 dearer to easier by a similar margin.

Mediums – KTDA mediums were steady to USC6 dearer to easier by up to USC4 where sold while plantation mediums saw improved competition and advanced by up to USC24 with select teas dearer by USC37 but a few lines shed up to USC6.

Lower Medium – Irregular varying between firm to USC27 above last levels with select invoices dearer by USC37 to easier by up to USC18 with a few invoices discounted by USC36.

Plainer – Ranged between firm to USC9 dearer with improved lines gaining USC32 to easier by USC9.

PF1:

Best – Appreciated by up to USC23.

Brighter – Were steady to dearer by up to USC22.

Mediums – KTDA mediums were firm with a few lines irregular varying between USC14 dearer to easier by up to USC15. Plantation mediums were steady to USC16 dearer and select invoices appreciated by USC42.

Lower Medium – Steady to USC16 above previous levels.

Plainer – Saw some teas advance by up to USC14 while others shed up to USC9.

DUST GRADES (M1)

PDUST:

Best – Met irregular enquiry and ranged between firm to USC25 dearer to easier by up to USC11 with select invoices shedding USC32.

Brighter – Were steady to USC15 above last levels.

Mediums – KTDA mediums were mostly firm with a few lines dearer by up to USC4 but select teas lost USC20. Plantation mediums appreciated by up to USC16 but a few invoices eased by a similar margin.

Lower Medium – Saw most teas easier by up to USC16 while others appreciated by up to USC11 and selected invoices gained USC23.

Plainer – Varied between firm to USC24 dearer for most lines to easier by up to USC27.



TEA NEWS AROUND THE GLOBE



MOMBASA MARKET – Continued ;

DUST1:

Best – Steady to USC20 above last rates.

Brighter – Firm to dearer by up to USC7.

Mediums – KTDA mediums were irregular varying between steady to USC6 dearer to easier by up to USC7. Plantation mediums advanced by up to USC30 but a few invoices lost up to USC20.

Lower Medium – Irregular ranging between firm to USC8 dearer to easier by a similar margin.

Plainer – Were easier by up to USC9 with selected invoices dearer by USC7 and USC24.

SECONDARY GRADES (\$1)

In the Secondary Catalogues, **BPs** gained while **PFs** were firm. Clean well sorted coloury **Fannings** sold at about previous rates with **similar DUSTs** dearer. **Other Fannings** were firm with **DUSTs** steady. **BMFs** were well absorbed.

QUOTATIONS	BROKENS	FANNINGS
Best	255 – 329	322 – 388
Good	255 – 285	300 – 349
Good Medium	255 – 284	230 – 338
Medium (KTDA)	250 – 256	200 – 302
Medium (Plantations)	144 – 254	138 – 228
Lower Medium	108 – 176	115 – 173
Plainer	050 – 161	045 – 119

AUCTION	KENYA 2023 \$	KENYA 2024 \$	TOTAL 2023 \$	TOTAL 2024 \$
29	2.21	2.20	1.97	2.05
30	2.21	2.22	2.00	2.07
31	2.28	2.30	2.11	2.14

SOURCE : AFRICA TEA BROKERS LTD.



TEA NEWS AROUND THE GLOBE



CHITTAGONG MARKET

SALE NO. 13 – 07TH AUGUST 2024

CTC LEAF : 55,252 packages of tea on offer met with a fair demand.

BROKENS: Well made good liquoring Brokens once again met with a fairly good demand but were easier. Medium types also met with a fairly good demand again at easier rates. Plainer types met with less demand and prices were easier with more withdrawals. BLFs met with a restricted demand with quite heavy withdrawals.

FANNINGS: Well made good liquoring Fannings were a fairly good market but prices were slightly easier following quality. Medium varieties were also a fairly good market but prices eased slightly. Plainer types met with less demand and prices were easier with more withdrawals. BLFs met with a restricted demand with quite heavy withdrawals.

DUST: 11,234 packages of tea on offer met with a fairly good demand. Good liquoring Dusts sold well at slightly easier rates. Their Mediums were also a lower market and prices declined upto Tk.10/- closely following quality. Plain/BLF Dusts met with less demand and sold barely steady with quite fair withdrawals. Blenders lent strong support with fair interest from the Loose tea buyers.

COMMENTS: This sale was held two days later than schedule where offerings were again higher. Blenders lent good support particularly for the good liquoring varieties on offer whilst Loose tea buyers were selective. As a result, withdrawals were more this week. Dusts sold well.

Our Catalogue: (Sale 13) Avg : Tk 206.70, Sold 70.71% , (Sale 12) Avg : Tk 209.79, Sold 77.22%

Quotations – This Week – (In Taka)

Brokens	This Week	Last Week	Fannings	This week	Last Week	Dust	This week	Last Week
Best	220-230	230-240	Best	220-230	225-235	PD	193-289	195-285
Good	205-215	215-225	Good	205-215	210-220	RD	160-326	160-310
Medium	200-205	205-210	Medium	200-205	200-210	D	160-331	162-349
Plain	160-180	160-175	Plain	160-180	160-180	CD	160-366	160-340
BLF	160-165	160-170	BLF	160-165	160-170	BLF	160-180	160-206

Exchange Rates 07th August 2024 Sterling Pound 148.7831 Dollar: Tk. 117.0000

SOURCE : NATIONAL BROKERS LTD



TEA NEWS AROUND THE GLOBE



SILIGURI MARKET

SALE NO. 31 – SALE OF 02ND AUGUST 2024.

1. **MARKET DESCRIPTION :**
 - DEMAND GOOD FOR LEAF AND STRONG FOR DUST.
 - LEVELS FOR BEST/GOOD TEAS WERE IRREGULAR AND EASIER FOLLOWING QUALITY. REMAINDER FIRM TO OCCASIONALLY DEARER WITH COMPETITION.
 - INTERNAL BUYERS WERE MAINSTAY WITH FAIR SUPPORT FROM MAJOR BLENDERS. TCPL OPERATED STRONGLY IN DUST CATEGORY. EXPORTERS WERE SELECTIVE.

2. TOTAL AUCTION WEIGHTED AVERAGE (₹)

	2024-25			2023-24			UPTO SALE - 31		
	SALE - 31	SALE - 30	+/-	SALE - 31	SALE - 30	+/-	2024-25	2023-24	2022-23
LEAF	194.80	191.43	3.37	163.74	173.99	-10.25	202.90	180.87	195.20
DUST	200.93	197.52	3.41	165.52	170.25	-4.73	198.96	176.82	187.43
TOTAL	195.57	192.20	3.37	163.94	173.60	-9.66	202.38	180.42	194.30

SOURCE: PARCON INDIA PVT LTD

GUWAHATI MARKET

SALE NO. 31 – SALE OF 02ND AUGUST 2024

1. **MARKET DESCRIPTION :**
 - DEMAND- GOOD FOR LEAF AND FAIR FOR DUST.
 - GOOD / BEST CATEGORIES SOLD AROUND LAST AND AT TIMES TENDED EASIER. BETTER MEDIUMS WERE IRREGULAR.
 - MEDIUM AND PLAINER SORTS SOLD AT FIRM LEVELS, CLEANER TEAS APPRECIATED WITH COMPETITION.
 - DUST FOLLOWED A SIMILAR TREND AS LEAF BARRING THE MEDIUM AND PLAINER SORTS WHICH TENDED LOWER.
 - WI BUYERS WERE ACTIVE ON LIQUORING TEAS WITH SUPPORT FROM MAJOR BLENDERS AND INTERNAL SECTION. EXPORTERS LENT FAIR SUPPORT.
 - MAJOR BLENDERS WERE LESS FORCEFUL IN THE DUST SEGMENT THIS WEEK.

2. TOTAL AUCTION WEIGHTED AVERAGE (₹)

	2024-25			2023-24			UPTO SALE - 31		
	SALE - 31	SALE - 30	+/-	SALE - 31	SALE - 30	+/-	2024-25	2023-24	2022-23
CTC	263.66	262.65	1.01	209.15	211.27	-2.11	255.78	211.24	207.57
DUST	239.85	239.66	0.19	195.11	208.24	-13.12	236.96	201.92	203.53
TOTAL	256.08	255.59	0.48	205.51	210.41	-4.90	249.38	208.59	206.45

SOURCE: PARCON INDIA PVT LTD



TEA NEWS AROUND THE GLOBE



KOLKATA CTC / ORTHODOX MARKET

SALE NO. 31 – SALE OF 01ST AUGUST 2024

1. MARKET DESCRIPTION :

- DEMAND - GOOD FOR LEAF AND FAIR FOR DUST.
- LEVELS FOR BEST/GOOD ASSAMS IN THE LEAF SEGMENT TENDED EASIER, WHILE BETTER MEDIUM/MEDIUMS WERE FIRM.
- DOOARS BOUGHT LEAF WERE LOWER.HOWEVER, WITNESSED FAIR COMPETITION. .
- DUSTS WERE DISTINCTLY EASIER, PARTICULARLY THE PREMIUM CATEGORY WHICH WITNESSED SUBSTANTIAL OUTLOTS.
- MAJOR BLENDERS WERE THE MAINSTAY IN LEAF WITH SUPPORT FROM WESTERN INDIA, EXPORTERS, AND LOCAL TRADERS.
- HUL HAD LESS INQUIRY IN THE DUST CATEGORY.

2. TOTAL AUCTION WEIGHTED AVERAGE (₹)

	2024-25			2023-24			UPTO SALE - 31		
	SALE - 31	SALE - 30	+/-	SALE - 31	SALE - 30	+/-	2024-25	2023-24	2022-23
CTC	277.15	276.27	0.88	227.06	223.55	3.51	267.33	221.40	231.25
DUST	288.44	295.89	-7.46	239.70	235.80	3.90	289.77	238.56	253.83
TOTAL	281.31	283.77	-2.45	230.86	227.39	3.47	275.52	226.32	237.54

1. MARKET DESCRIPTION :

- STRONG DEMAND.
- CLEAN, WELL MADE TEAS SOLD AT FULLY FIRM RATES AND AT TIMES APPRECIATED.
- REMAINDER WITNESSED IMPROVED ENQUIRY AND GENERALLY MAINTAINED LAST LEVELS.
- 53% TEAS SOLD ABOVE Rs. 300/- SO FAR THIS YEAR AS COMPARED TO ONLY 10% LAST YEAR.
- EXPORTERS TO THE MIDDLE EAST & CIS WERE ACTIVE WITH SOME SUPPORT FROM TCPL AND STRAY ENQUIRY FROM HUL.

2. TOTAL AUCTION WEIGHTED AVERAGE (₹)

	WHOLE LEAF		BROKENS		FANNINGS
TIPPY RANGE	900-1050+		400-570		NQ
	1ST LINE	2ND LINE	LARGER	SMALLER	LEAFY
BEST	480-560+	420-460+	360-390+	340-380+	250-290
GOOD	430-470+	380-420	330-360	320-335	200-230
MEDIUM	350-410	320-380	290-330	270-320	150-200



SOURCE: PARCON INDIA PVT LTD

UPCOMING AUCTION DETAILS

Auction No.	33		32	
Dates	20 th / 21 st August 2024		13 th / 14 th August 2024	
	No. of Lots	Qty – kg	No. of Lots	Qty – kg
Ex-Estate	831	828,118	821	831,088
Main Sale Total	10,716	4,968,339	10,518	4,802,624
High & Medium	1,789	783,076	1,896	819,406
Low Grown – Leafy	1,801	662,537	1,939	715,016
Low Grown – Semi Leafy	1,572	678,755	1,491	632,962
Low Grown Tippy	2,137	1,048,930	1,947	937,212
Premium / Flowery	495	76,850	416	61,421
Off Grades	2,306	1,166,345	2,270	1,143,755
Dust	616	551,846	559	492,852
Grand Total	11,547	5,796,457	11,339	5,633,712
Reprints	1,042	473,218	1,240	554,909
Total No. of Lots on Offer	11,547		11,339	
Total Quantity on Offer (kg)	5,796,457		5,633,712	



SCHEDULED CLOSING DATES

Auction No.	Date of Sale	Ex-Estate	Main Sale
34	27 th / 28 th August 2024	08/08/2024	08/08/2024
35	03 rd / 04 th September 2024	15/08/2024	15/08/2024
36	09 th / 10 th September 2024	22/08/2024	22/08/2024

PROMPT DATES

Auction No.	Buyers	Sellers
32	20/08/2024	21/08/2024
33	27/08/2024	28/08/2024
34	03/09/2024	04/09/2024



ORDER OF SALE (SALE NO. 32 – 13TH / 14TH AUGUST 2024)

Main Sale Order – 1 (Leafy / Semi Leafy / Tippy / Premium / 1A)	Main Sale Order – 2 (H & M / Off Grade / Dust)	Ex-Estate
CEYLON TEA BROKERS PLC	MERCANTILE PRODUCE BROKERS (PVT) LTD	JOHN KEELLS PLC
LANKA COMMODITY BROKERS LTD	FORBES & WALKER TEA BROKERS (PVT) LTD	FORBES & WALKER TEA BROKERS (PVT) LTD
EASTERN BROKERS. LTD.	BARTLEET PRODUCE MARKETING (PVT) LTD	EASTERN BROKERS. LTD.
JOHN KEELLS PLC	LANKA COMMODITY BROKERS LTD	BARTLEET PRODUCE MARKETING (PVT) LTD
FORBES & WALKER TEA BROKERS (PVT) LTD	CEYLON TEA BROKERS PLC	MERCANTILE PRODUCE BROKERS (PVT) LTD
MERCANTILE PRODUCE BROKERS (PVT) LTD	EASTERN BROKERS. LTD.	ASIA SIYAKA COMMODITIES PLC.
BARTLEET PRODUCE MARKETING (PVT) LTD	JOHN KEELLS PLC	LANKA COMMODITY BROKERS LTD
ASIA SIYAKA COMMODITIES PLC.	ASIA SIYAKA COMMODITIES PLC.	CEYLON TEA BROKERS PLC

[RR : HR / SG]





“ True abundance isn't based on our net worth, it's based on our self-worth.
- Gabrielle Bernstein ”