



TEA MARKET REPORT

JOHN KEELLS PLC

SALE NO.31 – 10TH / 11TH AUGUST 2021

ORDER OF SALE (SALE NO. 31 – 10TH / 11TH AUGUST 2021)

Main Sale Order – 1 (Leafy / Semi Leafy / Tippy / Premium / 1A)	Main Sale Order – 2 (H & M / Off Grade / Dust)	Ex-Estate
Ceylon Tea Brokers PLC	Asia Siyaka Commodities PLC	F & W Tea Brokers (Pvt) Ltd
Bartleet Produce Marketing (Pvt) Ltd	Mercantile Produce Brokers (Pvt) Ltd	JOHN KEELLS PLC
JOHN KEELLS PLC	F & W Tea Brokers (Pvt) Ltd	Ceylon Tea Brokers PLC
Lanka Commodity Brokers Ltd	Bartleet Produce Marketing (Pvt) Ltd	Lanka Commodity Brokers Ltd
Asia Siyaka Commodities PLC	Lanka Commodity Brokers Ltd	Asia Siyaka Commodities PLC
Eastern Brokers. Ltd.	Ceylon Tea Brokers PLC	Mercantile Produce Brokers (Pvt) Ltd
Mercantile Produce Brokers (Pvt) Ltd	Eastern Brokers. Ltd.	Bartleet Produce Marketing (Pvt) Ltd
F & W Tea Brokers (Pvt) Ltd	JOHN KEELLS PLC	Eastern Brokers. Ltd.



AUCTION DETAILS

Auction No.	31	
Dates	10 th /11 th August 2021	
	No. of Lots	Qty – kg
Ex Estate	787	888,952
Main Sale Total	11,289	5,819,747
High & Medium	1,752	856,697
Low Grown - Leafy	2,294	1,003,133
Low Grown - Semi Leafy	1,761	844,729
Low Grown Tippy	2,050	1,035,919
Premium / Flowery	374	64,698
Off Grades	2,437	1,382,481
Dust	621	632,090
Grand Total	12,076	6,708,699
Reprints	1,220	734,336
Total No. of Lots Offered	12,076	
Total Quantity Offered (kg)	6,708,699	

PROMPT DATES

Auction No.	Buyers	Sellers
31	17/08/2021	18/08/2021



COMMENTS



The 0.88Mkg of Ex Estates teas on offer met with lower demand with a large volume of tea remaining unsold. Select best Western High Grown BOPs declined substantially, the below best and plainer varieties too declined Rs.20/- to Rs.30/- and more with some invoices remaining unsold. A selected range of the better Western High Grown BOPFs gained following quality, however the others barely maintained last week's levels, the below best and plainer varieties were easier with a large volume remaining unsold due to the lack of adequate bids. Nuwara Eliya BOPs were tending irregular following quality, the BOPFs too were barely steady. Udupussellawa BOPs were easier, the BOPFs too were irregularly lower following quality. Seasonal Uva BOPs sold well, the BOPFs too followed a similar trend, however the coloury sorts were mostly firm on last levels. Low Grown CTC BP1s were barely steady, the High and Medium sorts were firm on last. Low Grown PF1s commenced firm and appreciated as the sale progressed, however the High and Medium sorts were firm to a little irregular at times.

The 2.8Mkg of Low Grown teas which were on offer met with fair demand. Select best OP1s were firm, best and below best OP1s met with lower demand. BOP1s maintained last levels. Select best OP/OPAs were firm, others were lower. Well-made Bold Pekoes were irregularly lower, mixed varieties were mostly neglected. Shotty Pekoe1s maintained last levels. In the Small Leaf segment, select best BOP.SP/BOPF.SP and BOPFs met with fair demand. Select best BOPs continue to attract excellent demand. Select best and best FBOPs were firm, others met with lower interest. Select best FBOPF1s held firm, others met with irregular demand. FBOPFs attracted reasonable interest. Premium Flowery teas met with lower demand.

Turkey, Russia, Iran and the C.I.S. countries lent fair support. Libya and Iraq were active.





MARKET DESCRIPTION

Western Teas

Better BOPs shed sharply by Rs.50/- and at times more, the balance too shed to a lesser extent, below best varieties were lower by Rs.20/- to Rs.30/- and at times more, plainer types were lower by Rs.10/- to Rs.20/-. A few select best better BOPFs advanced sharply on account of special inquiry, however the balance met with irregular demand, below best types and plainer varieties were lower by Rs.20/- and at times more. Better Medium BOPs were lower by Rs.30/- to Rs.40/-, whilst the balance was irregularly lower, BOPFs shed Rs.20/- to Rs.30/-.

Nuwara Eliya Teas

Better BOPs appreciated on account of improved quality, the balance met with irregular demand. BOPFs barely maintained.

Uva Teas

Improved seasonal BOPs appreciated, the balance too gained by Rs.10/- to Rs.20/-, seasonal improved BOPFs advanced sharply, the balance too gained by Rs.10/- to Rs.20/-. Uda pussellawa BOPs met with irregular demand and barely maintained last levels. BOPFs too followed a similar trend.

CTC Teas

Low Grown CTC BP1s met with less demand. Better PF1s gained by Rs.20/- to Rs.30/- and at times more, others maintained. There was limited Medium Grown CTC BP1s on offer. PF1s declined on last levels. There were limited High Grown CTC BP1s were on offer. Better PF1s appreciated slightly above last, others were lower by Rs.10/- to Rs.20/-.

QUOTATIONS

	BOP – RS.	BOPF – RS.
Good Westerns	590 – 680	610 – 750
Average Westerns	530 – 580	560 – 600
Plainer Westerns	490 – 520	470 – 550
Western Mediums	530 – 720	550 – 730
Uva Teas	500 – 1550	480 – 1180
Nuwara Eliya Teas	540 – 730	600 – 640
Uda Pussellawa Teas	450 – 550	480 – 590
CTC (BP1 and PF1)	410 – 530	400 – 810





MARKET DESCRIPTION

Low Grown

Wiry OP1s were lower with the exception of few select best invoices, bolder types were firm to easier by Rs.10/-, stalky secondaries declined significantly and were lower by Rs.30/- to Rs.40/-. Well-made BOP1s were firm to dearer, bolder types sold at last levels. Better twisted OPs were firm to easier by Rs.10/-, others too declined by Rs.20/- and more at times. Select best OPAs were mostly firm, best and below best types declined by Rs.20/- and more at times, secondaries met with lower demand. Well-made Pekoes were mainly firm, reducers declined by Rs.10/- to Rs.20/- and more as the sale progressed. Shotty Pekoe1s were firm, balance declined by Rs.10/- to Rs.20/-.

Select best and best BOPs met with good demand, below best types were firm, secondary types were lower by Rs.10/- to Rs.20/- with lower demand. Select best and best BOP.SP.s and BOPF.SP.s were dearer by Rs.10/- to Rs.20/-, others were firm. BOPFs followed a similar trend. Select best FBOPF1s were firm, best FBOPF1s were irregularly lower by Rs.5/- to Rs.10/-, below best types were lower by Rs.5/- to Rs.10/-, poor secondaries met with lower demand. Well-made FBOPs in the select best category met with fair demand, best types were dearer by Rs.5/- to Rs.10/-, below best types were firm, secondary types were lower to last. FBOPF varieties met with fair demand. Select best Premium Flowery teas met with fair demand, others were irregularly lower by Rs.5/- to Rs.10/-.

Off Grades

Select best and best Fngs1s were firm, below best and poorer types were easier by Rs.10/- to Rs.20/-. Select best BMs were firm whilst best, below best and poorer types were easier by Rs.10/- to Rs.20/-. All BPs were easier by Rs.10/- to Rs.20/-. Select best and best BOP1As were dearer by Rs.10/- whilst below best types were dearer by Rs.10/- to Rs.20/-, poorer sorts declined by Rs.10/- to Rs.15/-.

Dust

Select best Dust1s appreciated Rs.10/- to Rs.15/- and more at times, best and below best types were irregularly lower by Rs.10/- to Rs.15/-, poorer sorts depreciated by Rs.20/- and more at times. High and Medium CTCs were lower by Rs.5/- to Rs.10/-. Low Grown CTCs met with fair demand. Low Grown Dust / Dust1 were firm to dearer by Rs.5/-.



QUOTATIONS

	Select Best	Best	Below Best	Others
LIQUORING				
DUST-1	700.00 - 830.00	550.00 - 690.00	480.00 - 540.00	350.00 - 470.00
OFF GRADES				
FGS1	510.00 - 580.00	460.00 - 500.00	400.00 - 450.00	330.00 - 390.00
FGS	480.00 - 530.00	440.00 - 470.00	380.00 - 430.00	320.00 - 370.00
LOW GROWNS				
FBOPF / FFSP / FFEXSP	2200.00 - 2850.00	1250.00 - 2000.00	800.00 - 1000.00	600.00 - 740.00
BOP	880.00 - 1550.00	710.00 - 870.00	600.00 - 700.00	480.00 - 580.00
BOPSP	750.00 - 1450.00	630.00 - 730.00	550.00 - 590.00	420.00 - 510.00
BOPF	660.00 - 880.00	530.00 - 600.00	420.00 - 500.00	320.00 - 380.00
FBOPF1	760.00 - 980.00	660.00 - 740.00	600.00 - 650.00	470.00 - 580.00
FBOP	840.00 - 1250.00	700.00 - 800.00	600.00 - 680.00	480.00 - 580.00
BOP1	880.00 - 1400.00	830.00 - 880.00	750.00 - 820.00	600.00 - 640.00
OP1	1100.00 - 1550.00	1100.00 - 1050.00	900.00 - 1010.00	450.00 - 600.00
OP	750.00 - 820.00	700.00 - 740.00	600.00 - 700.00	550.00 - 570.00
OPA	670.00 - 920.00	590.00 - 620.00	500.00 - 550.00	400.00 - 460.00
PEKOE	840.00 - 1300.00	680.00 - 720.00	530.00 - 580.00	470.00 - 500.00
PEKOE1	870.00 - 1450.00	690.00 - 750.00	550.00 - 580.00	440.00 - 500.00
DUST / DUST1	480.00 - 540.00	390.00 - 470.00	350.00 - 380.00	320.00 - 340.00



- **Top Prices**
- **Colombo Auction Averages**
- **All Brokers Private Sale Figures**



TOP PRICES (SALE NO. 31 - 10TH / 11TH AUGUST 2021)



WESTERN HIGH			
BOP		Somerset	680.00
BOPSP		Glenloch	680.00
BOPF/BOPFSP		Great Western	750.00
		Waltrim	750.00
FBOP/FBOP1		Bambrakelly	780.00
FBOPF/FBOPF1	*	Bogahawatte	710.00
BOP1		Glenloch	810.00
OP/OPA		Torrington	630.00
OP1		Glenloch	800.00
PEKOE/PEKOE1		Frotoft Super	850.00

UVA HIGH			
BOP		Aislaby	1850.00
		Uva Highlands	1850.00
BOPSP	*	Aislaby	650.00
	*	Spring Valley	650.00
BOPF/BOPFSP		Aislaby	1120.00
FBOP/FBOP1		Aislaby	880.00
FBOPF/FBOPF1		Glenanore	750.00
BOP1	*	Aislaby	830.00
OP/OPA	*	Aislaby	640.00
OP1		Glenanore	770.00
PEKOE/PEKOE1	*	Uva Highlands	1060.00

NUWARA ELIYA			
BOP		Mahagastotte	730.00
BOPF/BOPFSP	*	Kenmare	640.00
FBOP/FBOP1		Court Lodge	730.00
OP/OPA		Court Lodge	510.00
PEKOE/PEKOE1	*	Kenmare	530.00

WESTERN MEDIUM			
BOP	*	Kenilworth	720.00
BOPSP		Doombagastalawa	790.00
BOPF/BOPFSP		Harangalla	560.00
FBOP/FBOP1		Doombagastalawa	920.00
FBOPF/FBOPF1		Dartry Valley	810.00
		Harangalla	810.00
BOP1		Cooroondoowatte	830.00
		Dartry Valley	830.00
OP/OPA		Uplands	780.00
OP1	*	Kenilworth	810.00
PEKOE/PEKOE1		Doombagastalawa	920.00
		Rilagala	920.00

UVA MEDIUM			
BOP	+	St. James	1550.00
BOPSP		Halpewatte Uva	720.00
BOPF/BOPFSP		St. James	1180.00
FBOP/FBOP1	*	Halpewatte Uva	870.00
FBOPF/FBOPF1	*	Adawatte	870.00
BOP1		Demodera "S"	870.00
OP/OPA		Maratenne	700.00
OP1		Telbedde	870.00
PEKOE/PEKOE1	+	St. James	1650.00

CTC LOW			
PF1	*	Hingalgoda CTC	810.00
BP1		Lantern Hill CTC	460.00
BPS		-	
OF		-	

UDA PUSSELLAWA			
BOP		Blairlomond	550.00
BOPSP		-	
BOPF/BOPFSP		Blairlomond	590.00
FBOP/FBOP1		Gordon	710.00
FBOPF/FBOPF1		Delmar	700.00
BOP1		Gordon	710.00
		Liddesdale	710.00
OP/OPA		Delmar	610.00
OP1		Delmar	450.00
PEKOE/PEKOE1		Gordon	740.00

CTC HIGH			
PF1	*	Dunsinane CTC	630.00
BP1		Ulugedara CTC	530.00
BPS		-	
OF		-	

CTC MEDIUM			
PF1	*	Rothschild CTC	530.00
BP1	*	Strathdon CTC	460.00
		Aultmore CTC	460.00
BPS		Aultmore CTC	460.00
OF		-	



TOP PRICES (SALE NO. 31 - 10TH / 11TH AUGUST 2021)

LOW			
BOP		Golden Garden	1550.00
		Brombil	1550.00
		Mahaliyadda	1550.00
BOPSP		Peak Paradise	1450.00
BOPF		Hidellana	880.00
BOPFSP	*	Berubeula	890.00
FBOP		Pothotuwa	1250.00
FBOP1		Ceciliyan	1100.00
FBOPF		Nilkandura	1140.00
		Ceyenta	1140.00
FBOPF1		Balagala	980.00
BOP1		Sithaka	1400.00
OP1		Hidellana	1550.00
OP		ACU Super	820.00
OPA		Liyonta	920.00
		Sunrise	920.00
PEKOE		Lakvinka	1300.00
PEKOE1		Pothotuwa	1450.00

PREMIUM			
FBOPFSP		Dediyagala	2150.00
FBOPFEXSP		Nilgiri	2850.00
FBOPFEXSP1		K.D.U Super	2600.00

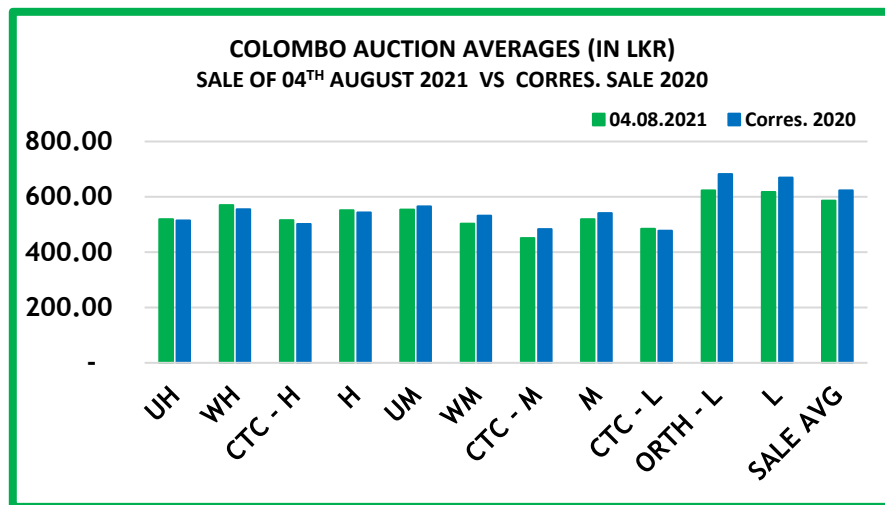
DUST			
DUST1		Mattakelle	820.00
P.DUST	*	Ceciliyan CTC	750.00

OFF GRADES			
FNGS/FNGS1		Court Lodge	580.00
PFNGS	*	Hingalgoda CTC	470.00
BM		Co-op Cola	530.00
BP		Dickwella	600.00
BOP1A		Rajjuruwatte Super	650.00
		Garden Leaf	650.00

**** MORE THAN ONE TOP PRICE OBTAINED**
*** TEAS SOLD BY JOHN KEELLS PLC**
+ ALL TIME RECORD PRICE
++ ALL TIME RECORD PRICE EQUALED

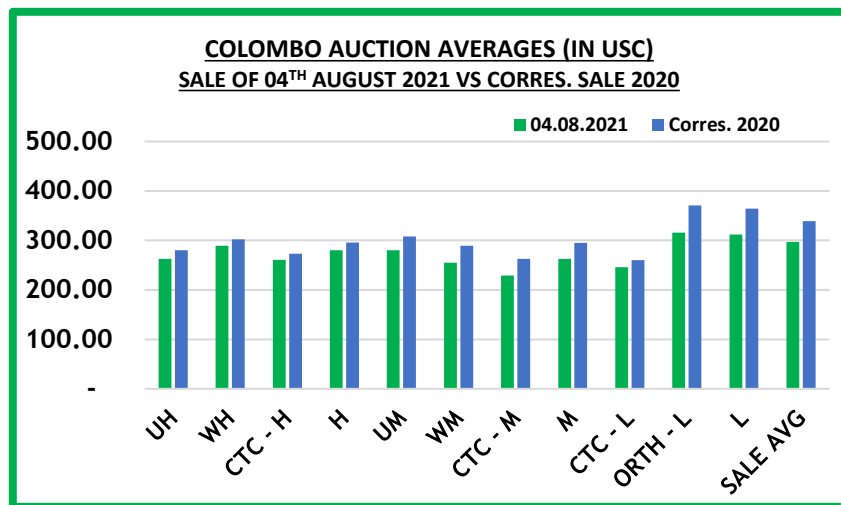


COLOMBO AUCTION AVERAGES



	Sale of 28/07/2021In LKR	Sale of 04/08/2021 In LKR	Corres. 2020 In LKR
Uva High Grown	517.65	519.35	514.02
Western High Grown	566.44	570.61	554.95
CTC High Grown	502.46	515.46	501.77
Summary of High Grown	550.57	552.06	543.71
Uva Medium Grown	555.29	553.37	565.25
Western Medium Grown	510.86	502.94	532.01
CTC Medium Grown	458.35	451.28	483.90
Summary of Medium Grown	525.14	518.92	541.60
CTC Low Grown	480.43	485.00	477.86
Orthodox Low Grown	646.27	623.29	682.33
Summary of Low Grown	636.93	616.94	669.48
TOTAL SALE AVERAGE	598.81	586.60	623.56

COLOMBO AUCTION AVERAGES



	Sale of 28/07/2021 In USC	Sale of 04/08/2021 In USC	Corres. 2020 In USC
Uva High Grown	262	263	280
Western High Grown	287	289	302
CTC High Grown	255	261	273
Summary of High Grown	279	280	296
Uva Medium Grown	281	280	308
Western Medium Grown	259	255	289
CTC Medium Grown	232	229	263
Summary of Medium Grown	266	263	295
CTC Low Grown	243	246	260
Orthodox Low Grown	327	316	371
Summary of Low Grown	323	312	364
TOTAL SALE AVERAGE	303	297	339

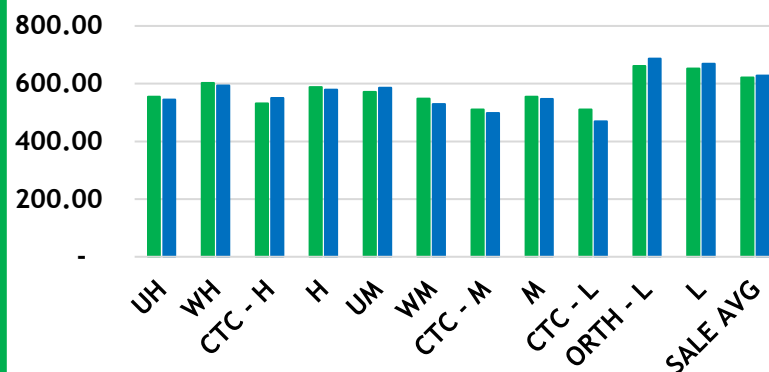


COLOMBO AUCTION AVERAGES

COLOMBO AUCTION AVERAGES – TODATE

(IN LKR)

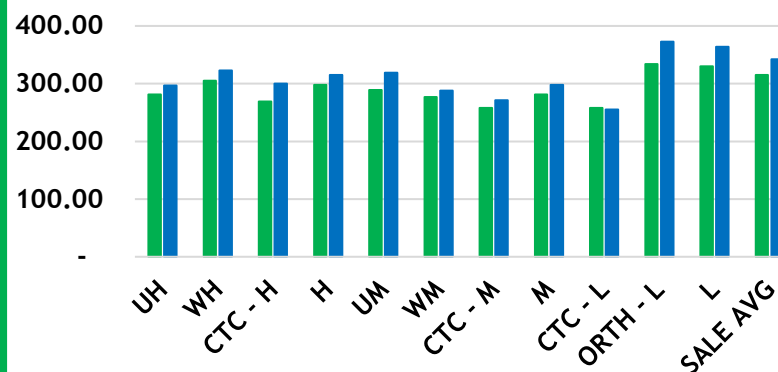
■ 2021 ■ 2020



COLOMBO AUCTION AVERAGES – TODATE

(IN USC)

■ 2021 ■ 2020



January to Date (Sale No.30)	2021 LKR	2020 LKR	2021 USC	2020 USC
Uva High Grown	554.90	545.23	281	297
Western High Grown	602.14	593.10	305	323
CTC High Grown	530.89	550.58	269	300
Summary of High Grown	588.25	578.69	298	315
Uva Medium Grown	571.74	586.22	289	319
Western Medium Grown	548.03	528.73	277	288
CTC Medium Grown	510.10	498.53	258	271
Summary of Medium Grown	555.12	546.98	281	298
CTC Low Grown	510.59	469.03	258	255
Orthodox Low Grown	661.03	686.33	334	373
Summary of Low Grown	652.21	668.94	330	364
TOTAL SALE AVERAGE	621.82	628.46	315	342



COLOMBO AUCTION AVERAGES

FROM 04 TH AUGUST 2021	LKR
Uva High Grown	535.67
Western High Grown	578.60
Summary of High Grown	563.39
Uva Medium Grown	556.67
Western Medium Grown	503.49
Summary of Medium Grown	520.50
Summary of Low Grown	614.66
TOTAL SALE AVERAGE	587.25



ALL BROKERS PRIVATE SALE FIGURES (FOR THE PERIOD – 02ND TO 07TH AUGUST 2021)

	WEEKLY	TODATE
High, Medium & Low	66,377.00	2,062,018.80
Green Tea	70,097.00	1,285,196.50
Organic Tea	7,542.00	320,937.29
BMF	220,573.00	6,023,527.00
Direct Sales	-	-
Forward Contract	69,160.00	1,218,810.00





- **Crop and Weather**
- **Crop Figures**
- **Tea News**
- **Notice**

CROP AND WEATHER - FOR THE PERIOD OF – 02ND TO 08TH AUGUST 2021



Western

Dull mornings with heavy afternoon showers were recorded throughout the week in Dickoya, Talawakelle, and Bogowantalawa districts.



Nuwara Eliya

Bright weather was experienced at the beginning of the week, whilst dull weather with occasional afternoon showers were recorded towards the later part of the week.



Uva

Bright weather conditions were experienced through the week with showers prevailing through the weekend in Bandarawella and Badulla districts.



Low Grown

Dull mornings with heavy afternoon showers were experienced during the week in Deniyaya, Galle, and Ratnapura districts.



Crop

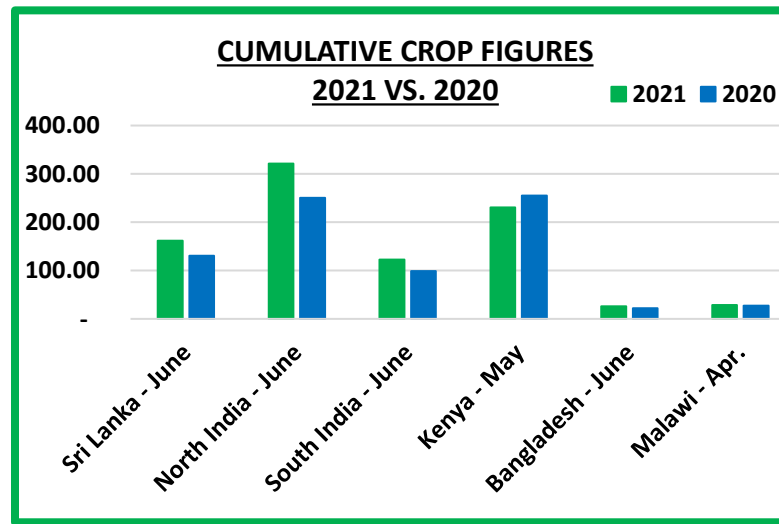
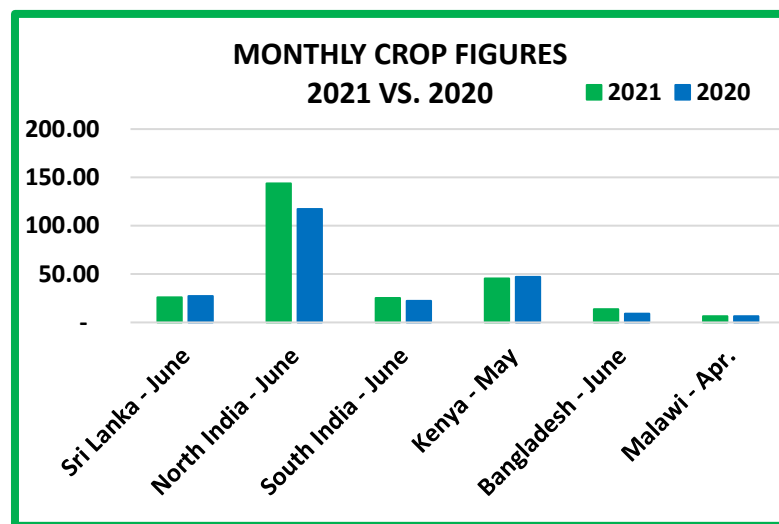
Crop intakes are moderate



CROP FIGURES OF MAJOR PRODUCING & EXPORTING COUNTRIES

Country	Month	2021	2020	Cumulative + Inc. / Dec.	Cumulative	2021	2020	Cumulative + Inc. / Dec.
Sri Lanka	June	25.93	27.35	- 1.42	Upto June	161.48	130.46	+ 31.02
North India	June	143.62 (E)	117.13	+ 26.49	Upto June	321.48 (E)	250.71	+ 70.77
South India	June	25.22 (E)	22.12	+ 3.10	Upto June	122.37 (E)	98.77	+ 23.60
Kenya	May	45.32	47.00	- 1.68	Upto May	230.60	255.22	- 24.62
Bangladesh	June	13.54	8.96	+ 4.58	Upto June	25.74	21.81	+ 3.93
Malawi	April	6.42	6.38	+ 0.04	Upto April	28.63	27.04	+ 1.59

(E) - Estimated



TEA NEWS AROUND THE GLOBE



MOMBASA MARKET

SALE NO. 31 – SALE OF 02ND, 03RD & 04TH AUGUST 2021

Much improved demand for the 182,500 packages (11,951,444.00 kilos) in the market but interest eased towards the close due higher expectation on price especially on BP1s with more teas (17.69%) unsold.

LEAF GRADES

Offerings: 86,680 packages (5,607,318.50 kilos) with 24.32% remaining unsold. The best BP1s on offer met improved absorption appreciating by USC2 to USC28 while brighter types shed USC6 to USC12 with medium varieties advancing by USC4 to USC32 but a few invoices lost up to USC2 where sold. Lower medium types were irregular with improved lines gaining USC4 to USC17 while others shed USC5 to USC12 and some invoices remained unsold. Plainer categories were USC7 to USC19 above last week's levels but some teas eased by up to USC7 with poorer lines neglected.

Best PF1s in the market were well-competed for and advanced by USC15 to USC22 with brighter varieties USC9 to USC23 above last week's rates while medium types were better absorbed at USC5 to USC20 dearer; lower medium sorts were USC3 to USC26 dearer closely following quality to easier by USC4 to USC6 with some invoices remaining unsold. Plainer descriptions met an irregular enquiry varying between firm to USC9 above last prices to easier by USC3 to USC6 and some lines were unsold.

DUST GRADES

Offerings: 69,300 packages (5,024,990.00 kilos) and 11.37% remained without bids. Best PDUSTs in the market gained USC3 to USC7 while brighter types advanced by USC5 to USC15 with medium categories steady to USC28 above last week's rates; lower medium varieties were irregular varying between USC4 to USC16 dearer to easier by up to USC14. Plainer sorts ranged between USC3 to USC11 above last prices to easier by USC2 to USC15 and a few invoices were unsold.

The best DUST1s available met an irregular enquiry varying between steady to USC12 above previous prices while brighter categories held firm to USC14 dearer. Mediums saw improved absorption at firm to USC29 above previous week's levels with lower medium categories well absorbed at USC4 to USC24 above last prices; plainer types varied between USC2 to USC22 dearer to easier by USC2 to USC7 with some teas remaining unsold.

SECONDARY GRADES

Offerings: 26,520 packages (1,319,135.50 kilos) 12.52% were unsold. In the Secondary Catalogues, BPs gained with PFs dearer; clean well sorted coloury Fannings advanced while similar DUST appreciated. Other Fannings were dearer with DUSTs above last rates. BMFs were absorbed at dearer levels.

MARKETS

Pakistan Packers lent more and strong support with increased enquiry from Bazaar, UK, Yemen and other Middle Eastern countries. Egyptian Packers, Kazakhstan and other CIS nations were quite active but selective with Russia and Sudan active while Afghanistan re-entered the market. Iran were operating and there was more interest from Local Packers. Somalia were active at the lower end of the market.





TEA NEWS AROUND THE GLOBE

MOMBASA MARKET – Continued

QUOTATIONS	BROKENS	FANNINGS
Best	517 – 1101	489 – 576
Good	489 – 770	489 – 541
Good Medium	483 – 558	479 – 513
Medium	472 – 521	452 – 481
Lower Medium	225 – 355	197 – 393
Plain	146 – 315	138 – 363

AUCTION	KENYA 2020 \$	KENYA 2021 \$	TOTAL 2020 \$	TOTAL 2021 \$
29	1.80	1.69	1.75	1.59
30	1.89	1.97	1.83	1.86
31	1.94	2.11	1.87	1.95

SOURCE : AFRICA TEA BROKERS LTD.



TEA NEWS AROUND THE GLOBE



CHITTAGONG MARKET

SALE NO. 13 - 09TH AUGUST 2021

CTC LEAF: 46,157 packages of Current Season and 11 packages of Old Season teas on offer met with a fair demand at easier rates.

BROKENs: Well made good liquoring Broken s met with a fairly good demand but eased slightly by Tk.2/- to Tk.3/-. Good and Medium varieties met with a fair demand and were easier also by Tk.2/- to Tk.3/- with some withdrawals. Plain and BLFs met with less demand at easier rates and there were quite fair withdrawals.

FANNINGS: Best liquoring Fannings met with a fairly good demand at slightly easier rates. Good and Medium varieties again met with a fair demand and eased by Tk.2/- to Tk.3/-. Plain and BLFs met with less demand at easier rates and there were quite fair withdrawals.

CTC DUST: 14,914 packages of Current Season and 30 packages of Old Season teas on offer met with less demand. Good liquoring Dusts were an easier market and sold at a drop of Tk.15/- to Tk.20/- with a few withdrawals. Others also sold at lower rates with more withdrawals. Plain and BLF teas were mostly withdrawn without any bids. Blenders lent strong support with only fair interest from the Loose tea buyers.

COMMENTS: A larger weight of tea on offer met with quite a fair demand but at mostly easier rates following less competition. Blenders lent a little more support particularly for the good liquoring varieties but Loose tea buyers were again very selective.

Dusts were an easier market.

Our catalogue (Sale 13): Avg: Tk 199.99, Sold 77.9% & (Sale 12) Avg: Tk 209.11, sold 76.7%.

Quotations – This Week – (In Taka)

Broken s	This Week	Last Week	Fannings	This week	Last Week	Dust	This week	Last Week
Large	197-202 nom	200-205 nom	Best	205-212	205-215	PD	180-212	197-222
Medium	194-200	195-201	Good	197-201	198-202	RD	164-260	160-270
Small	195-201	197-202	Medium	192-195	193-197	D	168-275	175-249
Plain	175-180	180-185	Plain	175-180	180-185	CD	170-417	176-388
BLF	155-175	155-175	BLF	155-175	155-175	BLF	164-184	175-198

Exchange Rates 09 August, 2021 Sterling Pound: Tk. 115.1410 dollar: Tk. 83.6702

SOURCE : NATIONAL BROKERS LTD



TEA NEWS AROUND THE GLOBE



SILIGURI MARKET

SALE NO.31 – SALE OF 07TH AUGUST 2021

1. MARKET DESCRIPTION :

- Levels ease in both categories.
- Demand in the dust section continues to be weak and is a cause of concern.

2. TOTAL AUCTION WEIGHTED AVERAGE (₹)

	2021-22			2020-21			UPTO SALE - 31		
	SALE - 31	SALE - 30	+/-	SALE - 31	SALE - 30	+/-	2021-22	2020-21	2019-20
CTC	181.03	178.32	2.71	252.70	247.57	5.13	199.15	227.92	148.36
DUST	162.79	168.98	-6.19	245.38	236.80	8.58	186.10	217.13	138.71
TOTAL	178.65	177.24	1.41	251.87	246.18	5.69	197.68	226.49	147.20

SOURCE: PARCON INDIA PVT LTD

GUWAHATI MARKET

SALE NO. 31 – SALE OF 08TH AUGUST 2021

1. MARKET DESCRIPTION :

- Demand was generally good and improved over last week. It remained consistent with the progress of sale.
- Whilst select best liquoring sorts were steady and at times well competed for, levels for the remainder were irregular and easier but witnessed better offtake. Plainer sorts continue to be discounted more so in the dust segment which met with higher withdrawals than in the leaf category.
- A cross section of buyers operated with useful support from the major blenders. TCPL upped its procurement this week when compared with last.

2. TOTAL AUCTION WEIGHTED AVERAGE (₹)

	2021-22			2020-21			UPTO SALE - 31		
	SALE - 31	SALE - 30	+/-	SALE - 31	SALE - 29	+/-	2021-22	2020-21	2019-20
CTC	175.64	180.83	-5.19	289.01	276.05	12.96	205.36	258.02	152.39
DUST	175.98	180.28	-4.30	288.15	284.46	3.70	202.32	256.82	152.31
TOTAL	175.74	180.66	-4.92	288.71	279.16	9.55	204.47	257.60	152.36

SOURCE: PARCON INDIA PVT LTD



TEA NEWS AROUND THE GLOBE



KOLKATA ORTHODOX / CTC MARKET

SALE NO.31 - SALE OF 07TH & 09TH AUGUST 2021

- Market description :**
 - Strong demand.
 - Clean, well made primary whole leaf & broken were firm. Remainder irregular around last.
 - Bolder whole leaf, bps & smaller Fannings witnessed better enquiry.
 - Secondaries saw keen competition and sold readily.
 - A few tippy teas on offer sold in line with quality.
 - Middle east & cis exporters were active with selective enquiry from HUL.

	WHOLE LEAF			BROKEN	FANNINGS
TIPPY RANGE	550 - 1187			340 - 591	NQ
	1ST LINE	2ND LINE	GFOP	BROKEN	FANNINGS
BEST	340 - 380 +	290 - 310 +	270 - 280(N)	275 - 320	210 - 230+ (N)
GOOD	300 - 330 +	270 - 290	260 - 270	245 - 275	170 - 200
MEDIUM	260 - 300	250 - 265	230 - 250	200 - 240	130 - 160

- MARKET DESCRIPTION :**
 - Demand - improved over last week.
 - Select liquoring Assams were steady. Medium sorts witnessed improved enquiry.
 - Better medium Assams were weaker in comparison and saw some withdrawals.
 - Good/best assam dusts sold at firm rates. Remainder eased following quality.
 - Percentage of teas selling below rs.120/- has increased from 2.9 to 5.2 this week.
 - Major blenders and WI mainstay with support from local dealers, exporters and other packers.

2. TOTAL AUCTION WEIGHTED AVERAGE (₹)

	2021-22			2020-21			UPTO SALE - 31		
	SALE - 31	SALE - 30	+/-	SALE - 31	SALE - 30	+/-	2021-22	2020-21	2019-20
CTC	209.98	214.07	-4.09	293.54	284.65	8.89	220.51	267.86	164.31
DUST	211.35	213.72	-2.37	311.96	302.07	9.89	223.24	283.46	168.86
TOTAL	210.36	213.97	-3.61	299.17	290.02	9.15	221.23	272.14	165.63

SOURCE: PARCON INDIA PVT LTD



UPCOMING AUCTION DETAILS

Auction No.	33		32	
Dates	24 th /25 th August 2021		17 th /18 th August 2021	
	No. of Lots	Qty – kg	No. of Lots	Qty – kg
Ex-Estate	826	934,724	807	917,502
Main Sale Total	11,471	5,893,203	11,367	5,764,225
High & Medium	1,668	819,637	1,672	796,410
Low Grown – Leafy	2,300	980,379	2,261	958,819
Low Grown – Semi Leafy	1,813	860,413	1,772	836,676
Low Grown Tippy	2,187	1,107,495	2,166	1,094,393
Premium / Flowery	433	76,603	431	71,113
Off Grades	2,429	1,391,658	2,457	1,387,022
Dust	641	657,018	608	619,792
Grand Total	12,297	6,827,927	12,174	6,681,727
Reprints	1,368	789,807	1,632	865,146
Total No. of Lots on Offer	12,297		12,174	
Total Quantity on Offer (kg)	6,827,927		6,681,727	



SCHEDULED CLOSING DATES

Auction No.	Date of Sale	Ex-Estate	Main Sale
34	31 st Aug./01 st Sept.2021	12/08/2021	12/08/2021
35	07 th /08 th September 2021	19/08/2021	19/08/2021
36	14 th /15 th September 2021	26/08/2021	26/08/2021

PROMPT DATES

Auction No.	Buyers	Sellers
32	24/08/2021	25/08/2021
33	31/08/2021	01/09/2021
34	07/09/2021	08/09/2021



ORDER OF SALE (SALE NO. 32 – 17TH / 18TH AUGUST 2021)

Main Sale Order – 1 (Leafy / Semi Leafy / Tippy / Premium / 1A)	Main Sale Order – 2 (H & M / Off Grade / Dust)	Ex-Estate
F & W Tea Brokers (Pvt) Ltd	Mercantile Produce Brokers (Pvt) Ltd	JOHN KEELLS PLC
Mercantile Produce Brokers (Pvt) Ltd	F & W Tea Brokers (Pvt) Ltd	Ceylon Tea Brokers PLC
Eastern Brokers. Ltd.	Bartleet Produce Marketing (Pvt) Ltd	Lanka Commodity Brokers Ltd
Asia Siyaka Commodities PLC	Lanka Commodity Brokers Ltd	Asia Siyaka Commodities PLC
Lanka Commodity Brokers Ltd	Ceylon Tea Brokers PLC	Mercantile Produce Brokers (Pvt) Ltd
JOHN KEELLS PLC	Eastern Brokers. Ltd.	Bartleet Produce Marketing (Pvt) Ltd
Bartleet Produce Marketing (Pvt) Ltd	JOHN KEELLS PLC	Eastern Brokers. Ltd.
Ceylon Tea Brokers PLC	Asia Siyaka Commodities PLC	F & W Tea Brokers (Pvt) Ltd

[DB : HR / SG]



NOTICE



We congratulate Nildalukanda Tea Factory (Pvt) Ltd for obtaining the following Certifications:

- Rainforest Alliance
- Organic : United States Department of Agriculture – National Organic Programme
- Organic : Japanese Agricultural Standards
- Organic : European Union





“

You are not only responsible for what you say,
but also for what you do not say. ”

– *Martin Luther*