



TEA MARKET REPORT

JOHN KEELLS PLC

SALE NO. 33 – 20TH / 21ST AUGUST 2024



ORDER OF SALE (SALE NO. 33 – 20TH / 21ST AUGUST 2024)

Main Sale Order – 1 (Leafy / Semi Leafy / Tippy / Premium / 1A)	Main Sale Order – 2 (H & M / Off Grade / Dust)	Ex-Estate
JOHN KEELLS PLC	CEYLON TEA BROKERS PLC	FORBES & WALKER TEA BROKERS (PVT) LTD
MERCANTILE PRODUCE BROKERS (PVT) LTD	LANKA COMMODITY BROKERS LTD	EASTERN BROKERS. LTD.
FORBES & WALKER TEA BROKERS (PVT) LTD	BARTLEET PRODUCE MARKETING (PVT) LTD	BARTLEET PRODUCE MARKETING (PVT) LTD
BARTLEET PRODUCE MARKETING (PVT) LTD	FORBES & WALKER TEA BROKERS (PVT) LTD	MERCANTILE PRODUCE BROKERS (PVT) LTD
CEYLON TEA BROKERS PLC	MERCANTILE PRODUCE BROKERS (PVT) LTD	ASIA SIYAKA COMMODITIES PLC.
EASTERN BROKERS. LTD.	ASIA SIYAKA COMMODITIES PLC.	LANKA COMMODITY BROKERS LTD
ASIA SIYAKA COMMODITIES PLC.	JOHN KEELLS PLC	CEYLON TEA BROKERS PLC
LANKA COMMODITY BROKERS LTD	EASTERN BROKERS. LTD.	JOHN KEELLS PLC



AUCTION DETAILS

Auction No.	33	
Dates	20 th / 21 st August 2024	
	No. of Lots	Qty – kg
Ex Estate	831	828,118
Main Sale Total	10,716	4,968,339
High & Medium	1,789	783,076
Low Grown - Leafy	1,801	662,537
Low Grown - Semi Leafy	1,572	678,755
Low Grown Tippy	2,137	1,048,930
Premium / Flowery	495	76,850
Off Grades	2,306	1,166,345
Dust	616	551,846
Grand Total	11,547	5,796,457
Reprints	1,042	473,218
Total No. of Lots Offered	11,547	
Total Quantity Offered (kg)	5,796,457	

PROMPT DATES

Auction No.	Buyers	Sellers
33	27/08/2024	28/08/2024

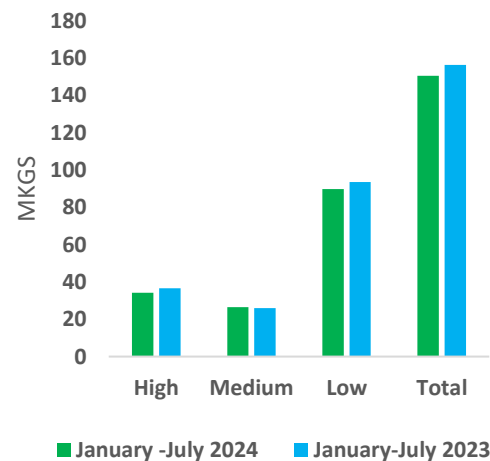
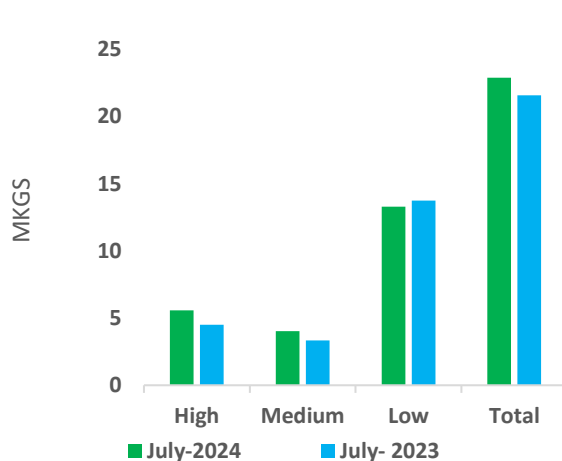
COMMENTS



A surge in demand was observed at the Global Auction centers compared to last week's auction, which resulted in appreciation in prices for improved varieties, whilst the secondaries sold with lesser demand.

Sri Lanka harvested a crop of 22.8Mkg during the Month of July 2024 which is an increase of 6% when compared to the crop harvested in July 2023. The main contributor for the 22.8Mkg was from the Low Grown planting districts with 58%, followed by High Grown at 24.4% and the Medium Grown at 17.6%. When compared with the crop in July 2023, a positive variance of 24% was recorded in the High Grown and Medium Grown at 21% . However, a negative variance of 3% was recorded in the Low Grown.

Tea Production July 2024								
Black Tea Production According To Elevations								
Elevation	July (Kg)				January to Date (Kg)			
	2024	2023	Change	% Change	2024	2023	Change	% Change
High	5,579,266	4,496,145	1,083,121	24%	34,117,080	36,651,899	-2,534,819	-6.92%
Medium	4,030,200	3,336,171	694,029	21%	26,559,009	25,985,694	573,315	2.21%
Low	13,282,100	13,735,121	-453,021	-3%	89,814,732	93,595,587	-3,780,855	-4.04%
Total	22,891,566	21,567,438	1,324,128	6%	150,490,821	156,233,180	-5,742,359	-3.68%



COMMENTS – Continued;



Sri Lanka Tea Exports for the month of July 2024 was recorded at 21.3Mkg which is a decline of 6.2 % when compared with the same period of the previous year. The average unit FOB value per kg, was Rs.158.39 above the average unit value per kg of July 2023. The cumulative export quantity for the year recorded a positive variance of 5.4Mkg against the corresponding period. The cumulative average FOB value recorded a decline of Rs.56.13 against last year's average FOB price. As a result, the value of Tea Exports for the period (January- July) in 2024 recorded a positive variance of Rs.2.1 billion in comparison to the previous year. Iraq emerged as the leading importer of Sri Lanka Tea and the other major importers were Russia, U.A.E, Turkey and Iran.

0.82Mkg of Ex-Estate teas on offer met with irregular demand. Select Best and best Western High Grown BOPs were irregular and mostly lower, whilst the below best and plainer varieties declined. Select Best Western High Grown BOPFs were lower, with the below best and plainer sorts declining. Nuwara Eliya BOPs and BOPFs mostly remained unsold. Uda Pussellawa BOPs declined, BOPFs depreciated. Uva seasonal BOP/BOPFs met with excellent demand, whilst the others too gained. Low grown BP1s were firm, the high and medium sorts were lower. Low Grown CTC PF1s gained, while the High and Medium sorts were irregularly lower.

The 2.4Mkg of Low Grown teas on offer met with fair demand. In the Leafy segment, OP/OPAs were firm. OP1s met with fair demand. BOP1s were firm. PEKOE1s were marginally lower, PEKOE1s met with good demand. In the Small Leaf segment, FBOPs were lower to last. FBOPF1s too followed a similar trend. BOPF.SP, BOPF, BOP.SP and BOP grades were firm to easier. FBOPF varieties were lower. Premium Flowery teas met with irregular demand.

Turkey, Russia, Iran and the C.I.S countries lent fair support. Libya and Iraq were active.





MARKET DESCRIPTION

Western Teas

Select best Western High Grown BOPs eased Rs.20/- to Rs.30/- and more at times as the sale progressed, the below best and plainer varieties were lower by Rs.20/- to Rs.30/-. Select best Western High Grown BOPFs were lower by Rs.20/- to Rs.30/-, the below best and plainer varieties were depreciated by Rs.20/- to Rs.40/-. Medium BOPs declined by Rs.50/-, the BOPFs followed a similar trend.

Nuwara Eliya Teas

BOP/ BOPFs mostly remained unsold.

Uva Teas

Uva BOPs appreciated Rs.100/- to Rs.150/-, the BOPFs too followed a similar trend. Uda Pussellawa BOPs declined Rs.20/- to Rs.30/-, BOPFs too were lower by Rs.20/- to Rs.30/-.

CTC Teas

Low Grown CTC BP1s sold at last levels, the High and Medium sorts were lower by Rs.20/- to Rs.40/-. Low Grown CTC PF1s gained Rs.20/- to Rs.30/-, the High and Medium sorts were lower by Rs.20/- to Rs.30/-.

QUOTATIONS

	BOP – RS.	BOPF – RS.
Good Westerns	1340 – 1360	1280 – 1480
Average Westerns	1220 – 1320	1200 – 1260
Plainer Westerns	1100 – 1200	1060 – 1180
Western Mediums	1180 – 1800	800 – 1220
Uva Teas	1100 – 3400	1100 – 2400
Nuwara Eliya Teas	NQ	NQ
Uda Pussellawa Teas	1120 – 1180	1060 – 1140
CTC (BP1 and PF1)	770 – 1340	710 – 1500





MARKET DESCRIPTION

Low Grown

Well twisted OP1s met with improved demand whilst the others too were firm to irregularly dearer. Select best OPs were firm, best and below best types were firm to dearer. Select best OPAs were firm, others were irregular. Well twisted BOP1s were firm on last, bolder types were lower by Rs.50/-. All Pekoes were firm to easier. Shotty Pekoe1s were firm, others met with good demand.

Select best BOPs declined irregularly, others too followed a similar trend. BOP.SP.s and BOPF.SP.s met with lower demand. BOPF.s too were easier from last levels. Select best and best FBOPF1s were lower by Rs.40/- to Rs.60/-, below best types were irregularly lower, secondary types were firm. Select best FBOPs were lower to last, best and below best types were lower by Rs.40/- to Rs.60/- and more at times, secondary types too were lower. FBOPF varieties met with lower demand. All Premium Flowery teas were lower to last.

Off Grades

Select best and best Fgs1s were lower by Rs.20/- to Rs.40/-, below best and poorer sorts were firm on last levels. Select best and best BM.s depreciated by Rs.30/- to Rs.50/-, below best and poorer types maintained on last levels. Select best and best BP.s were lower by Rs.40/- to Rs.60/-, below best and poorer varieties were dearer by Rs.10/- to Rs.20/-. Select best BOP1As were lower by Rs.100/- to Rs.130/-, best types were lower by Rs.40/- to Rs.80/- on last levels, below best types were lower by Rs.20/- to Rs.40/- whilst poorer types were lower by Rs.40/- to Rs.60/-.

Dust

Select best and best Dust1s were easier by Rs.20/- to Rs.40/-, below best and poorer types were firm. Select best and best High and Medium CTC.s were firm, below best and poorer types declined by Rs.30/- to Rs.50/-. Low Grown CTC.s were firm. Low Grown Dust / Dust1s were firm.



QUOTATIONS

	Select Best	Best	Below Best	Others
LIQUORING				
DUST-1	1240.00 - 1700.00	1160.00 - 1230.00	1000.00 - 1150.00	720.00 - 990.00
OFF GRADES				
FGS1	1140.00 - 1160.00	1080.00 - 1130.00	900.00 - 1070.00	700.00 - 890.00
FGS	890.00 - 1080.00	810.00 - 880.00	740.00 - 800.00	600.00 - 730.00
LOW GROWNS				
FBOPF / FFSP / FFEXSP	4800.00 - 5500.00	3000.00 - 3500.00	2000.00 - 2500.00	1000.00 - 1100.00
BOP	1900.00 - 2200.00	1600.00 - 1700.00	1250.00 - 1300.00	1000.00 - 1100.00
BOPSP	1700.00 - 2000.00	1450.00 - 1600.00	900.00 - 1000.00	800.00 - 900.00
BOPF	1500.00 - 1900.00	950.00 - 1050.00	850.00 - 900.00	750.00 - 800.00
FBOPF1	1800.00 - 1900.00	1550.00 - 1600.00	1300.00 - 1350.00	950.00 - 1000.00
FBOP	2100.00 - 2300.00	1750.00 - 1800.00	1400.00 - 1450.00	950.00 - 1050.00
BOP1	2350.00 - 3000.00	1950.00 - 2300.00	1180.00 - 1480.00	900.00 - 1160.00
OP1	2600.00 - 3250.00	2200.00 - 2500.00	1500.00 - 2000.00	750.00 - 1460.00
OP	1550.00 - 1750.00	1460.00 - 1500.00	1280.00 - 1420.00	750.00 - 1260.00
OPA	1500.00 - 1850.00	1340.00 - 1480.00	1140.00 - 1300.00	750.00 - 1120.00
PEKOE	1600.00 - 2250.00	1440.00 - 1550.00	1200.00 - 1420.00	850.00 - 1180.00
PEKOE1	1600.00 - 2300.00	1460.00 - 1550.00	1300.00 - 1420.00	920.00 - 1260.00
DUST / DUST1	1050.00 - 1240.00	900.00 - 1040.00	730.00 - 890.00	650.00 - 720.00



EXCHANGE RATES

The average rates currencies quoted on 21st August 2024 at 9.30 a.m. by Commercial Banks in Colombo for Telegraphic Transfers (TT).

CURRENCY	BUY RATE	SELL RATE
USD	295.20	304.45
EURO	326.53	340.20
GBP	383.15	398.12



- **Top Prices**
- **Colombo Auction Averages**
- **All Brokers Private Sale Figures**



TOP PRICES (SALE NO. 33 – 20TH / 21ST AUGUST 2024)



WESTERN HIGH			
BOP		Robgill	1460.00
BOPSP		Queensberry	1550.00
BOPF/BOPFSP	*	Fairlawn	1480.00
FBOP/FBOP1		Inverness	1750.00
FBOPF/FBOPF1	*	Bogahawatte	1650.00
BOP1		Torrington	1460.00
OP/OPA	*	Venture	1340.00
OP1	*	Venture	1500.00
PEKOE/PEKOE1		Frotoft Super	1500.00

UVA HIGH			
BOP		Aislaby	3400.00
BOPSP		Ranaya	1480.00
BOPF/BOPFSP	*	Uva Highlands	2400.00
FBOP/FBOP1	*	Glenanore	1800.00
		Mahadowa	1800.00
FBOPF/FBOPF1		Gonamotawa	1800.00
BOP1		Craig	1650.00
OP/OPA		Glenanore	1320.00
		Gonamotawa	1320.00
OP1		Mahadowa	1700.00
PEKOE/PEKOE1	*	Aislaby	2750.00
		Uva Highlands	2750.00

NUWARA ELIYA			
BOP		Court Lodge	1100.00
		Kenmare	1100.00
BOPSP		-	
BOPF/BOPFSP		Court Lodge	1060.00
FBOP/FBOP1	*	Lovers Leap	1600.00
OP/OPA		Court Lodge	700.00
PEKOE/PEKOE1		Court Lodge	1280.00

WESTERN MEDIUM			
BOP		Craighead	1800.00
BOPSP		Hatale	1550.00
BOPF/BOPFSP		Galgewatta	1500.00
FBOP/FBOP1		Harangalla	2000.00
FBOPF/FBOPF1		Dartry Valley	1850.00
		Harangalla	1850.00
BOP1		Hatale	2000.00
OP/OPA		Dartry Valley	1380.00
OP1		New Rothschild	1700.00
PEKOE/PEKOE1		Harangalla	1700.00
		Craighead	1700.00
		Hatale	1700.00
		Uplands	1700.00

UVA MEDIUM			
BOP		St. James	2350.00
BOPSP		Blossoms Uva Tea	1600.00
BOPF/BOPFSP		St. James	2100.00
FBOP/FBOP1		High Spring	1850.00
FBOPF/FBOPF1		Demodera 'S'	1700.00
BOP1		Roseland Uva	1900.00
OP/OPA		Ambrosia Uva	1340.00
OP1		Sarnia Plaiderie	1750.00
PEKOE/PEKOE1		St.James	3500.00

CTC LOW			
PF1	**	Hingalgoda CTC	1500.00
BP1		Ceciliyan CTC	1340.00
BPS		-	
OF	**	Peakwatta CTC	800.00

UDA PUSSELLAWA			
BOP		Alma	1700.00
BOPSP		Luckyland	1120.00
BOPF/BOPFSP	**	High Forest	1140.00
	*	Liddesdale	1140.00
		Ragalla	1140.00
		Blairlomond	1140.00
FBOP/FBOP1		Alma	1800.00
FBOPF/FBOPF1		Alma	1700.00
BOP1		Delmar	1600.00
OP/OPA		Blairlomond	1280.00
OP1		Delmar	1500.00
PEKOE/PEKOE1		Alma	1800.00

CTC HIGH			
PF1		Dunsinane CTC	1200.00
BP1		Dunsinane CTC	1220.00
BPS		Dunsinane CTC	1120.00
OF		-	

CTC MEDIUM			
PF1		New Peacock CTC	1200.00
BP1		New Peacock CTC	1200.00
BPS		Aultmore CTC	920.00
OF		-	



TOP PRICES (SALE NO. 33 – 20TH / 21ST AUGUST 2024)



LOW			
BOP		Green House	2200.00
	*	Lumbini	2150.00
		Mahaliyadda	2150.00
BOPSP		Nawagamuwehena	2000.00
BOPF		Hidellana	2150.00
BOPFSP		Rajjuruwatta Super	1950.00
		Palmgarden	1950.00
FBOP		Sithaka	2350.00
FBOP1		Kiruwanaganga	2100.00
FBOPF	*	Halwitigala S.H.	1850.00
FBOPF1	*	Lumbini	2050.00
BOP1		Pothotuwa	3000.00
OP1		Lumbini	3250.00
OP	*	Bogoda Group	1750.00
		Miriswatte	1750.00
	*	Berubeula	1700.00
OPA		Liyonta	1850.00
		Miriswatte	1850.00
PEKOE		Lumbini	2250.00
		Liyonta	2250.00
PEKOE1		Galatara	2300.00

PREMIUM			
FBOPFSP		New Batuwangala	5050.00
FBOPFEXSP		Ayagama	5900.00
FBOPFEXSP1		Wathurawila	4900.00

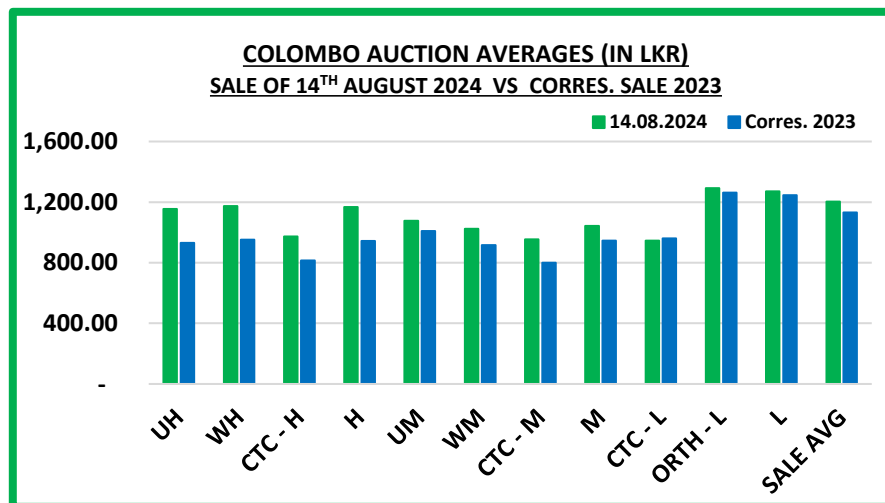
DUST			
DUST1	*	Mattakelle	1700.00
P.DUST	*	Ceciliyan CTC	1400.00

OFF GRADES			
FNGS/FNGS1	*	Wattegodde	1160.00
	*	Gouravilla	1160.00
	*	Mattakelle	1160.00
	*	Nayabedde	1160.00
		Campion	1160.00
PFNGS		Liyonta CTC	1100.00
BM		Makandura	1060.00
BP		New Deniyaya	1300.00
		Dampahala	1300.00
BOP1A		Chandrika Estate	1420.00

**** MORE THAN ONE TOP PRICE OBTAINED**
*** TEAS SOLD BY JOHN KEELLS PLC**
+ ALL TIME RECORD PRICE
++ ALL TIME RECORD PRICE EQUALED

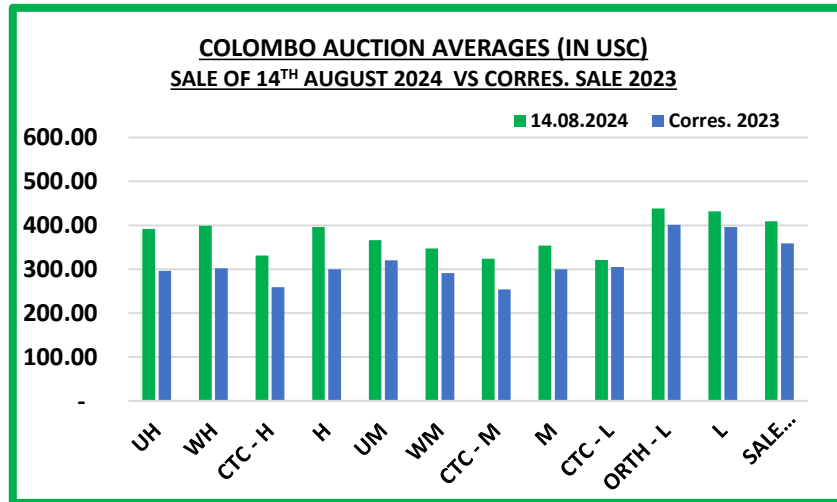


COLOMBO AUCTION AVERAGES



	Sale of 07/08/2024 In LKR	Sale of 14/08/2024 In LKR	Corres. 2023 In LKR
Uva High Grown	1100.05	1153.97	931.49
Western High Grown	1178.07	1173.89	952.56
CTC High Grown	986.71	974.24	814.43
Summary of High Grown	1152.64	1167.03	944.27
Uva Medium Grown	1095.83	1077.62	1009.46
Western Medium Grown	1018.21	1023.10	916.19
CTC Medium Grown	973.03	953.39	800.16
Summary of Medium Grown	1043.17	1042.36	945.72
CTC Low Grown	941.84	946.65	960.25
Orthodox Low Grown	1279.23	1291.20	1262.97
Summary of Low Grown	1255.45	1272.06	1246.33
TOTAL SALE AVERAGE	1193.43	1204.35	1131.98

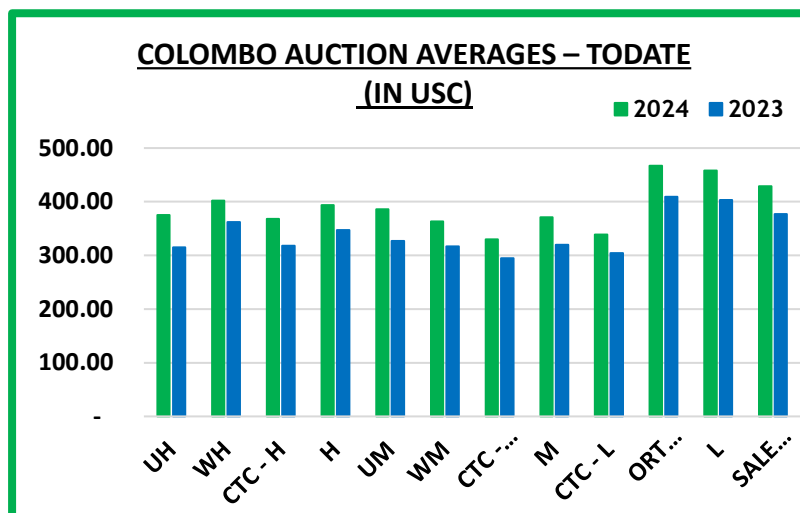
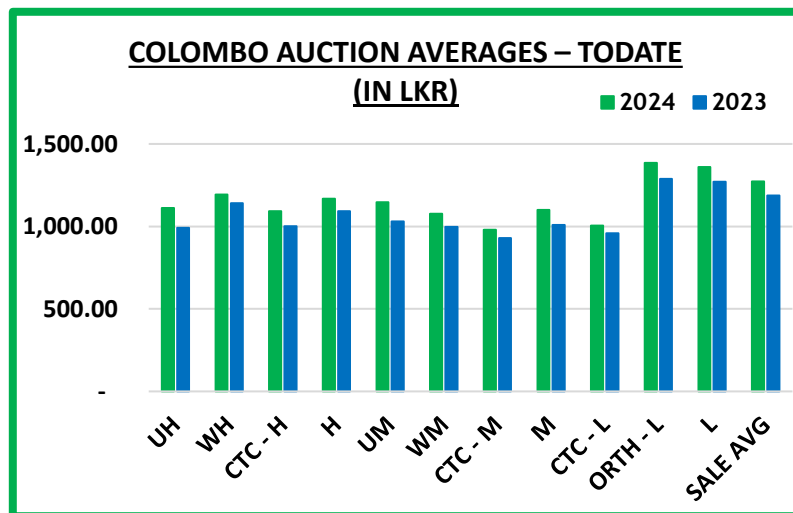
COLOMBO AUCTION AVERAGES



	Sale of 07/08/2024 In USC	Sale of 14/08/2024 In USC	Corres. 2023 In USC
Uva High Grown	370	392	296
Western High Grown	396	399	302
CTC High Grown	332	331	259
Summary of High Grown	387	396	300
Uva Medium Grown	368	366	320
Western Medium Grown	342	347	291
CTC Medium Grown	327	324	254
Summary of Medium Grown	351	354	300
CTC Low Grown	317	321	305
Orthodox Low Grown	430	438	401
Summary of Low Grown	422	432	396
TOTAL SALE AVERAGE	401	409	359



COLOMBO AUCTION AVERAGES



January to Date (Sale No.32)	2024 LKR	2023 LKR	2024 USC	2023 USC
Uva High Grown	1112.63	992.36	375	315
Western High Grown	1193.89	1140.23	402	362
CTC High Grown	1092.16	1001.59	368	318
Summary of High Grown	1167.79	1093.30	394	347
Uva Medium Grown	1146.09	1029.36	386	327
Western Medium Grown	1075.97	998.04	363	317
CTC Medium Grown	979.44	930.22	330	295
Summary of Medium Grown	1099.55	1008.11	371	320
CTC Low Grown	1005.15	958.96	339	304
Orthodox Low Grown	1384.40	1288.60	467	409
Summary of Low Grown	1359.87	1270.48	458	403
TOTAL SALE AVERAGE	1273.49	1188.23	429	377



COLOMBO AUCTION AVERAGES

FROM 01 ST TO 14 TH AUGUST 2024	LKR
Uva High Grown	1123.90
Western High Grown	1177.85
Summary of High Grown	1159.32
Uva Medium Grown	1082.24
Western Medium Grown	1019.15
Summary of Medium Grown	1040.36
Summary of Low Grown	1255.76
TOTAL SALE AVERAGE	1193.26



ALL BROKERS PRIVATE SALE FIGURES (FOR THE PERIOD – 12TH TO 17TH AUGUST 2024)

	WEEKLY	TODATE
High & Medium	55,398.20	2,116,915.00
Low	12,392.00	584,002.50
Green Tea	46,370.00	1,252,809.00
Organic Tea	10,890.00	266,255.00
BMF	31,600.00	1,402,494.00
Direct Sales	-	-
Forward Contract	84,260.00	1,337,070.00





- **Crop and Weather**
- **Crop Figures**
- **Export Figures**
- **Tea News**
- **Circular**

CROP AND WEATHER - FOR THE PERIOD OF – 12TH TO 18TH AUGUST 2024



Western

Dull weather with occasional rainfall was reported in Talawakelle and Dickoya districts, whilst Agarapatana reported bright weather with occasional showers.



Nuwara Eliya

Nuwara Eliya district reported bright weather with occasional showers, whilst Dull weather with occasional rainfall was reported in Kandapola.



Uva

Dull weather with occasional showers were reported in Lunugala, Haputale and Badulla districts.



Low Grown

Rainfall was reported throughout the week in Galle, Ratnapura and Deniyaya districts.



Crop

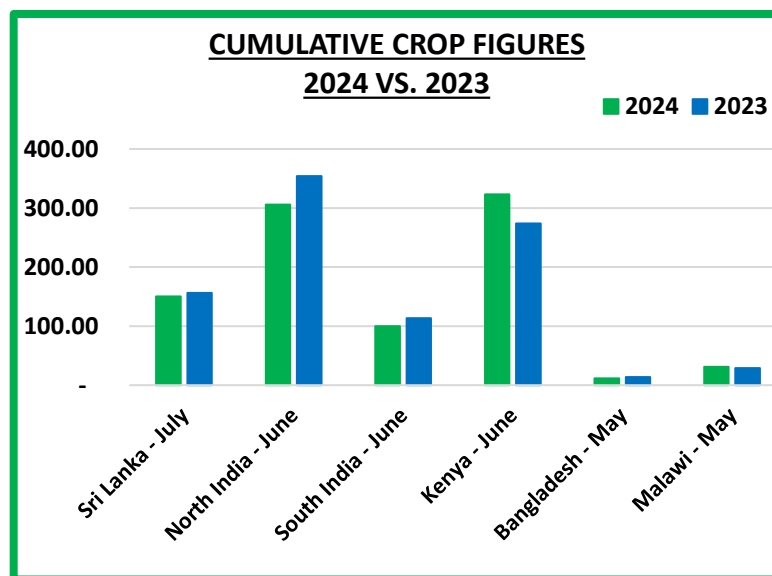
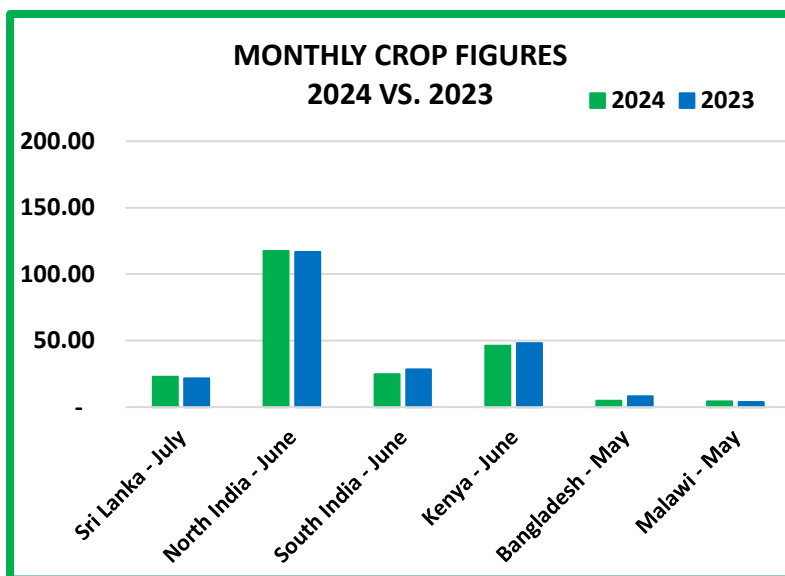
Crop intake is low.



CROP FIGURES OF MAJOR PRODUCING & EXPORTING COUNTRIES

Country	Month	2024	2023	Cumulative + Inc. / Dec.	Cumulative	2024	2023	Cumulative + Inc. / Dec.
Sri Lanka	July	22.89	21.56	+ 1.33	Upto July	150.49	156.23	- 5.74
North India	June	117.56 (E)	116.78	+ 0.78	Upto June	305.96(E)	353.76	- 47.80
South India	June	24.83(E)	28.38	- 3.55	Upto June	100.03 (E)	113.36	- 13.33
Kenya	June	46.24	48.12	- 1.88	Upto June	323.38	273.64	+ 49.74
Bangladesh	May	4.80	8.20	- 3.40	Upto May	11.50	13.70	- 2.2
Malawi	May	4.44	3.89	0.55	Upto May	31.26	28.88	2.38

(E) - Estimated



SRI LANKA TEA CROP

We give below the Sri Lanka Tea Crop for the month of July 2024 together with January / July 2024, and the corresponding figures for 2023.



	JULY		JANUARY – JULY	
ORTHODOX	2 0 2 4	2 0 2 3	2 0 2 4	2 0 2 3
High Grown	4,966,420	3,993,270	30,012,724	32,705,100
Medium Grown	3,262,506	2,753,202	21,879,703	20,671,795
Low Grown	12,409,432	12,917,564	83,796,611	87,599,573
T O T A L	20,638,358	19,664,037	135,689,037	140,976,468
CTC				
High Grown	468,219	433,712	3,383,278	3,296,776
Medium Grown	675,667	513,200	4,088,984	4,634,562
Low Grown	872,392	816,183	6,014,470	5,990,449
T O T A L	2,016,278	1,763,094	13,486,732	13,921,786
TOTAL BLACK PRODUCTION				
High Grown	5,434,639	4,426,982	33,396,002	36,001,876
Medium Grown	3,938,172	3,266,402	25,968,686	25,306,356
Low Grown	13,281,824	13,733,747	89,811,081	93,590,022
T O T A L	22,654,636	21,427,131	149,175,769	154,898,254
GREEN TEA				
High Grown	144,627	69,163	721,079	650,024
Medium Grown	92,028	69,770	590,323	679,338
Low Grown	275	1,374	3,651	5,565
T O T A L	236,930	140,307	1,315,052	1,334,926
TOTAL PRODUCTION				
High Grown	5,579,266	4,496,145	34,117,080	36,651,899
Medium Grown	4,030,200	3,336,171	26,559,009	25,985,694
Low Grown	13,282,100	13,735,121	89,814,732	93,595,587
TOTAL	22,891,566	21,567,438	150,490,821	156,233,180



SOURCE : SRI LANKA TEA BOARD

SRI LANKA TEA CROP - Continued;



Tea Production July 2024								
Black Tea Production According To Elevations								
Elevation	July (Kg)				January to Date (Kg)			
	2024	2023	Change	% Change	2024	2023	Change	% Change
High	5,579,266	4,496,145	1,083,121	24%	34,117,080	36,651,899	-2,534,819	-6.92%
Medium	4,030,200	3,336,171	694,029	21%	26,559,009	25,985,694	573,315	2.21%
Low	13,282,100	13,735,121	-453,021	-3%	89,814,732	93,595,587	-3,780,855	-4.04%
Total	22,891,566	21,567,438	1,324,128	6%	150,490,821	156,233,180	-5,742,359	-3.68%
Tea Production According To Categories								
Production	July (Kg)				January to Date (Kg)			
	2024	2023	Change	% Change	2024	2023	Change	% Change
ORTHODOX	20,638,358	19,664,037	974,321	5%	135,689,037	140,976,468	-5,287,431	-3.75%
CTC	2,016,278	1,763,094	253,184	14%	13,486,732	13,921,786	-435,054	-3.12%
GREEN TEA	236,930	140,307	96,623	69%	1,315,052	1,334,926	-19,874	-1.49%
Total	22,891,566	21,567,438	1,324,128	6%	150,490,821	156,233,180	-5,742,359	-3.68%



SOURCE : SRI LANKA TEA BOARD

SRI LANKA TEA EXPORTS



DESCRIPTION	QTY (KG)	VALUE (RS)	APPROX.AV.UNIT FOB VALUE PER KG.RS/CTS
JULY 2024			
Instant Tea	225,752.34	651,024,287.00	2,883.80
Tea in Packets	8,809,100.74	14,766,358,296.00	1,676.26
Green Tea	364,337.21	1,455,469,777.00	3,994.84
Tea in Bags	2,150,574.13	5,925,743,312.00	2,755.42
Tea in Bulk	9,806,069.61	15,080,231,549.00	1,537.85
Total	21,355,834.03	37,878,827,221.00	1,773.70
JULY 2023			
Instant Tea	82,426.57	262,014,685.00	3,178.76
Tea in Packets	9,831,554.86	14,950,252,287.00	1,520.64
Green Tea	408,280.19	1,668,325,176.00	4,086.23
Tea in Bags	2,109,535.30	5,702,390,500.00	2,703.15
Tea in Bulk	10,339,299.12	14,199,388,190.00	1,373.34
Total	22,771,096.04	36,782,370,838.00	1,615.31
JANUARY / JULY 2024			
Instant Tea	1,565,141.22	4,997,365,258.00	3,192.92
Tea in Packets	55,835,975.63	93,807,750,620.00	1,680.06
Green Tea	2,527,901.58	9,839,396,395.00	3,892.32
Tea in Bags	14,411,280.78	39,333,400,450.00	2,729.35
Tea in Bulk	66,128,330.01	100,855,078,646.00	1,525.14
Total	140,468,629.22	248,832,991,369.00	1,771.45
JANUARY / JULY 2023			
Instant Tea	1,653,710.43	5,667,532,656.00	3,427.16
Tea in Packets	58,982,217.50	102,255,648,191.00	1,733.67
Green Tea	2,662,899.39	10,431,175,452.00	3,917.22
Tea in Bags	13,139,952.17	38,215,887,393.00	2,908.37
Tea in Bulk	58,550,276.46	90,133,677,431.00	1,539.42
Total	134,989,055.95	246,703,921,123.00	1,827.58



MAJOR IMPORTERS OF SRI LANKA TEA

JANUARY / JULY 2024

COUNTRY	BULK TEA	PACKETED TEA	TEA BAG	INSTANT TEA	GREEN TEA	TOTAL 2024	TOTAL 2023
IRAQ	1,228,772.50	16,396,514.82	212,628.90	6.00	11,490.25	17,849,412.47	18,290,163.70
RUSSIA	12,787,196.00	1,730,200.13	285,578.74	1,366.03	224,811.10	15,029,152.00	14,233,672.70
U.A.E.	8,555,716.77	4,930,951.59	258,886.77	3,042.14	332,306.55	14,080,903.82	9,383,033.74
TURKEY	4,230,158.50	6,161,407.60	191,196.46	-	12,568.80	10,595,331.36	16,568,499.07
IRAN	4,591,464.00	2,455,183.00	10,540.25	-	-	7,057,187.25	2,962,932.00
CHINA	6,038,353.00	653,082.46	116,202.08	31,785.65	53,795.30	6,893,218.49	6,667,094.53
AZERBAIJAIN	5,715,607.00	249,915.75	3,586.87	14.00	6,619.60	5,975,743.22	5,245,688.20
SAUDI ARABIA	1,187,114.00	2,479,932.17	1,495,417.29	19,050.00	108,409.23	5,289,922.69	3,889,662.34
CHILE	3,717,245.00	114,513.05	973,325.33	528.33	32,831.91	4,838,443.62	3,874,046.75
SYRIA	991,035.00	2,694,570.48	606,611.30	500.00	7,240.00	4,299,956.78	3,857,048.20



TEA NEWS AROUND THE GLOBE



MOMBASA MARKET

SALE NO. 34 – SALE OF 19TH / 20TH AUGUST 2024

Fairly good general demand for the 190,280 packages (12,887,748.00 kilos) in the market with 50.58% neglected

The multiple reprint auction (M4) had on offer 104,560 packages (7,105,987.00 kilos) with 91.74% remaining unsold.

MARKETS

Egyptian Packers, Yemen and other Middle Eastern countries lent strong support with maintained activity from **Pakistan Packers** and **UK. Kazakhstan** and **other CIS states** showed more interest while **Bazaar** and **Afghanistan** showed reduced enquiry. There was more interest from **South Sudan** with **Russia** and **Sudan** less active. **Local Packers** reduced support with **Iran** absent. **Somalia** continued active at the lower end of the market.

OFFERINGS

Leaf Grades	-	108,640 packages (7,190,257.00 kilos) - 61.12% unsold.
Dust Grades	-	63,280 packages (4,729,763.00 kilos) - 41.09% unsold.
Secondary Grades	-	18,360 packages (967,728.00 kilos) - 20.92% unsold.

LEAF GRADES (M2)

BP1:

Best – Were irregular ranging between firm to USC59 dearer to easier by up to USC18.

Brighter – Varied between steady to USC18 above last levels with selected invoices appreciating by USC66 to easier by up to USC54.

Mediums – KTDA mediums held value where sold while plantation mediums saw reduced competition and lost up to USC28 but a few lines appreciated by up to USC16.

Lower Medium – Were irregular varying between firm to USC27 dearer for most teas to easier by up to USC26.

Plainer – Firm to USC25 dearer with selected invoices USC42 above last prices to easier by up to USC15.

PF1:

Best – Ranged between firm to USC34 dearer to easier by up to USC31.

Brighter – Firm to irregularly easier by up to USC27.

Mediums – KTDA mediums were steady for most teas with a few invoices irregular varying between dearer by USC8 to easier by a similar margin but select lines lost up to USC25; plantation mediums were irregularly dearer by up to USC43.

Lower Medium – Irregular ranging between steady to USC26 dearer to easier by up to USC18.

Plainer – Most teas gained up to USC15 but a few lines lost up to USC8.

PDUST:

Best – Were firm to USC26 above previous levels.

Brighter – Appreciated by up to USC23.

Mediums – KTDA mediums were mostly firm but a few teas lost up to USC11 while plantation mediums were steady to dearer by up to USC18.

Lower Medium – Irregular ranging between firm to USC24 dearer to easier by up to USC19.

Plainer – Ranged between steady to dearer by up to USC16 to USC5 below last rates.



TEA NEWS AROUND THE GLOBE



MOMBASA MARKET – Continued ;

DUST1:

Best – Advanced by up to USC27.

Brighter – Firm to USC29 dearer.

Mediums – KTDA mediums were steady to dearer by up to USC17 to easier by up to USC6. Plantation mediums appreciated by up to USC17 but a few invoices lost up to USC15.

Lower Medium – Saw some teas advance by up to USC16 while others shed up to USC12.

Plainer – Were irregular and ranged between firm to dearer by up to USC6 to easier by up to USC8.

SECONDARY GRADES (\$1)

In the Secondary Catalogues, **BPs** were steady while **PFs** gained. Clean well sorted coloury **Fannings** held value with **similar DUSTs** dearer. **Other Fannings** sold at about previous levels while **DUSTs** appreciated. **BMFs** were well absorbed.

QUOTATIONS	BROKENS	FANNINGS
Best	255 – 366	314 – 383
Good	255 – 313	310 – 356
Good Medium	255 – 321	230 – 356
Medium (KTDA)	250 – 252	200 – 326
Medium (Plantations)	158 – 212	145 – 254
Lower Medium	086 – 180	100 – 198
Plainer	061 – 162	054 – 130

AUCTION	KENYA 2023 \$	KENYA 2024 \$	TOTAL 2023 \$	TOTAL 2024 \$
31	2.28	2.30	2.11	2.14
32	2.33	2.27	2.14	2.11
33	2.37	2.29	2.16	2.15

SOURCE : AFRICA TEA BROKERS LTD.



TEA NEWS AROUND THE GLOBE



CHITTAGONG MARKET

SALE NO. 15 – 19TH AUGUST 2024

CTC LEAF: 45,763 packages of tea on offer again met with a fairly good demand.

BROKENS: Well made good liquoring Brokens were a good market and mostly sold at around last levels. Medium varieties were again a fairly good market and sold at firm to slightly easier rates in line with quality. Plain types met with only a fair demand at easier rates with fair withdrawals. BLF teas were again a selective market with heavy withdrawals.

FANNINGS: Well made good liquoring Fannings met with a fairly good demand and were about steady. Medium types were a little easier. Plain types met with only a fair demand at easier rates with fair withdrawals. BLF teas were again a selective market with heavy withdrawals.

DUST: 11,072 packages of teas on offer met with a good demand. Well made good liquoring Dusts were quite a good market but were slightly easier. Medium Dusts met with good demand and were about steady in line with quality. Plain/BLF Dusts met with less demand with quite heavy withdrawals. Blenders lent strong support with fair interest from the Loose tea buyers.

COMMENTS: Good varieties continued to meet with good support from all sections of the market resulting in firm prices for these varieties. Blenders continued to be quite active with a little more support from the Loose tea buyers.

Dusts sold well.

Our Catalogue: (Sale 15) Avg : Tk 205.18, Sold 76.41% , (Sale 14) Avg : Tk 206.24, Sold 70.74%

Quotations – This Week – (In Taka)

Brokens	This Week	Last Week	Fannings	This week	Last Week	Dust	This week	Last Week
Best	220-235	220-230	Best	220-235	220-230	PD	178-254	183-275
Good	210-215	205-215	Good	210-215	205-215	RD	170-301	160-291
Medium	195-205	195-200	Medium	195-200	195-205	D	185-328	160-344
Plain	160-180	160-180	Plain	160-180	160-180	CD	190-320	160-342
BLF	160-162	160-162	BLF	160-162	160-162	BLF	160-175	160-170

Exchange Rates 19th August 2024 Sterling Pound 151.6846 Dollar: Tk. 118.0000

SOURCE : NATIONAL BROKERS LTD



TEA NEWS AROUND THE GLOBE



SILIGURI MARKET

SALE NO. 33 – SALE OF 17TH AUGUST 2024.

1. MARKET DESCRIPTION :

- DEMAND : LEAF – GOOD AND IMPROVED OVER LAST. DUST – STRONG.
- PRICES APPRECIATED, MORE SO FOR THE IMPROVED VARIETIES.
- ALL SECTIONS OPERATED.
- A SUBSTANTIAL JUMP IN PERCENTAGE SEEN IN THE PRICE RANGE OF RS. 150/- TO 200/-, WHEN COMPARED TO LAST WEEK.

2. TOTAL AUCTION WEIGHTED AVERAGE (₹)

	2024-25			2023-24			UPTO SALE - 33		
	SALE - 33	SALE - 32	+/-	SALE - 33	SALE - 32	+/-	2024-25	2023-24	2022-23
LEAF	215.62	196.17	19.45	155.82	161.98	-6.16	203.46	177.82	193.79
DUST	216.76	202.30	14.46	160.77	164.72	-3.95	200.65	174.69	186.17
TOTAL	215.77	197.05	18.72	156.45	162.30	-5.85	203.09	177.47	192.90

SOURCE: PARCON INDIA PVT LTD

GUWAHATI MARKET

SALE NO. 33 – SALE OF 16TH AUGUST 2024

1. MARKET DESCRIPTION :

- DEMAND- GOOD AND IMPROVED OVER LAST.
- GOOD/BEST TEAS WERE BARELY STEADY, BETTER MEDIUMS WERE WELL RECEIVED WITH COMPETITION. MEDIUM AND PLAINER SORTS SOLD AT FIRM TO DEARER RATES.
- BRIGHTER LIQUORING DUST GRADES WERE FULLY FIRM TO OCCASIONALLY DEARER, WHEREAS MEDIUM AND PLAINER CATEGORIES TENDED DEARER.
- MAJOR BLENDERS AND WI BUYERS WERE THE MAINSTAY WITH SUPPORT FROM OTHER SECTIONS OF THE TRADE.
- MAJOR BLENDERS LENT GOOD SUPPORT IN THE DUST SEGMENT.

2. TOTAL AUCTION WEIGHTED AVERAGE (₹)

	2024-25			2023-24			UPTO SALE - 33		
	SALE - 33	SALE - 32	+/-	SALE - 33	SALE - 32	+/-	2024-25	2023-24	2022-23
CTC	267.26	262.40	4.87	198.49	204.24	-5.75	257.28	209.68	207.97
DUST	254.65	243.35	11.30	190.06	200.54	-10.49	238.98	200.73	204.77
TOTAL	262.86	256.07	6.79	195.79	203.17	-7.38	251.06	207.10	207.07

SOURCE: PARCON INDIA PVT LTD



TEA NEWS AROUND THE GLOBE



KOLKATA ORTHODOX / CTC MARKET

SALE NO. 33 – SALE OF 14TH & 16TH AUGUST 2024

1. MARKET DESCRIPTION :

- STRONG DEMAND.
- CLEAN, WELL MADE TEAS SOLD AT FULLY FIRM TO OCCASIONALLY DEARER RATES, WHILE THE MEDIUM SORTS WERE IRREGULAR AROUND LAST FOLLOWING QUALITY.
- BOLDER WHOLE LEAF AND SECONDARIES WITNESSED IMPROVED ENQUIRY AND ALSO APPRECIATED AT TIMES.
- EXPORTERS TO THE MIDDLE EAST & CIS WERE ACTIVE WITH SELECTIVE ENQUIRY FROM TCPL & HUL.

2. TOTAL AUCTION WEIGHTED AVERAGE (₹)

	WHOLE LEAF		BROKENS		FANNINGS
	1ST LINE	2ND LINE	LARGER	SMALLER	LEAFY
BEST	520-600+	440-490+	370-400+	370-420+	230-270+
GOOD	440-490+	390-430	340-360+	320-360+	200-230+
MEDIUM	360-400+	340-380+	300-330	280-310+	150-180+

1. MARKET DESCRIPTION :

- DEMAND - STRONG FOR BOTH LEAF AND DUST.
- BEST/GOOD ASSAMS IN BOTH LEAF AND DUST SEGMENTS WERE IRREGULAR AROUND LAST. REMAINING ASSAMS, SELECT DOOARS ESTATES AND BOUGHT LEAF WERE FULLY FIRM AND OFTEN TENDED DEARER.
- PF AND PD GRADES CONTINUED TO ELICIT BETTER ENQUIRY.
- MAJOR BLENDERS AND WESTERN INDIA WERE THE MAINSTAY WITH IMPROVED ENQUIRY FROM HUL IN THE DUST SEGMENT.
- EXPORTERS AND LOCAL TRADERS LENT SOME SUPPORT.
- UPTO DATE AUCTION AVERAGES ARE HIGHER BY RS 52/- AND RS 38/- WHEN COMPARED WITH 2023-24 AND 2022-23 RESPECTIVELY.

2. TOTAL AUCTION WEIGHTED AVERAGE (₹)

	2024-25			2023-24			UPTO SALE - 33		
	SALE - 33	SALE - 32	+/-	SALE - 33	SALE - 32	+/-	2024-25	2023-24	2022-23
CTC	275.02	272.05	2.97	211.40	223.95	-12.55	268.43	220.75	232.76
DUST	299.98	292.47	7.51	214.29	230.34	-16.05	291.06	235.48	255.73
TOTAL	285.01	280.23	4.78	212.31	225.82	-13.51	276.83	225.02	239.15



SOURCE: PARCON INDIA PVT LTD

UPCOMING AUCTION DETAILS

Auction No.	35		34	
Dates	03 rd / 04 th September 2024		27 th / 28 th August 2024	
	No. of Lots	Qty – kg	No. of Lots	Qty – kg
Ex-Estate	727	680,293	803	789,839
Main Sale Total	10,424	4,815,885	10,327	4,754,015
High & Medium	1,490	636,122	1,677	713,568
Low Grown – Leafy	1,976	729,780	1,790	673,247
Low Grown – Semi Leafy	1,610	707,578	1,636	697,398
Low Grown Tippy	2,104	1,062,789	2,067	1,012,906
Premium / Flowery	342	52,826	417	60,948
Off Grades	2,370	1,175,691	2,209	1,129,564
Dust	532	451,099	531	466,384
Grand Total	11,151	5,496,178	11,130	5,543,854
Reprints	818	364,142	744	361,539
Total No. of Lots on Offer	11,151		11,130	
Total Quantity on Offer (kg)	5,496,178		5,543,854	



SCHEDULED CLOSING DATES

Auction No.	Date of Sale	Ex-Estate	Main Sale
36	09 th / 10 th September 2024	23/08/2024	23/08/2024
37	18 th September 2024	29/08/2024	29/08/2024
38	24 th / 25 th September 2024	05/09/2024	05/09/2024

PROMPT DATES

Auction No.	Buyers	Sellers
34	03/09/2024	04/09/2024
35	10/09/2024	11/09/2024
36	18/09/2024	19/09/2024



ORDER OF SALE (SALE NO. 34 – 27TH / 28TH AUGUST 2024)

Main Sale Order – 1 (Leafy / Semi Leafy / Tippy / Premium / 1A)	Main Sale Order – 2 (H & M / Off Grade / Dust)	Ex-Estate
MERCANTILE PRODUCE BROKERS (PVT) LTD	LANKA COMMODITY BROKERS LTD	EASTERN BROKERS. LTD.
FORBES & WALKER TEA BROKERS (PVT) LTD	BARTLEET PRODUCE MARKETING (PVT) LTD	BARTLEET PRODUCE MARKETING (PVT) LTD
BARTLEET PRODUCE MARKETING (PVT) LTD	FORBES & WALKER TEA BROKERS (PVT) LTD	MERCANTILE PRODUCE BROKERS (PVT) LTD
CEYLON TEA BROKERS PLC	MERCANTILE PRODUCE BROKERS (PVT) LTD	ASIA SIYAKA COMMODITIES PLC.
EASTERN BROKERS. LTD.	ASIA SIYAKA COMMODITIES PLC.	LANKA COMMODITY BROKERS LTD
ASIA SIYAKA COMMODITIES PLC.	JOHN KEELLS PLC	CEYLON TEA BROKERS PLC
LANKA COMMODITY BROKERS LTD	EASTERN BROKERS. LTD.	JOHN KEELLS PLC
JOHN KEELLS PLC	CEYLON TEA BROKERS PLC	FORBES & WALKER TEA BROKERS (PVT) LTD

[RR : HR / SG]



COLOMBO TEA TRADERS' ASSOCIATION

THE OFFICE OF THE CTTA, NO. 50, NAVAM MAWATHA, COLOMBO 02.

TELEPHONE: 011 5588848, 5588849; E-MAIL ; HEMARATNE@CTTA.LK / NISANSALA@CTTA.LK

CIRCULAR NO. 31 OF 2024

AUGUST 21, 2024

COMPLIANCE WITH SLSI STANDARDS FOR PAPER SACKS USED IN TEA AUCTION PACKAGING

The Colombo Tea Traders Association (CTTA) has approved paper sack manufacturers who have obtained the Sri Lanka Standards Institution (SLSI) certification for tea auction packaging. These manufacturers are expected to supply packaging that adheres strictly to the specified SLSI standards.

However, it has come to the attention of the CTTA that certain paper sacks, despite being marked with the SLSI standard, do not meet the required specifications. This is a serious violation of SLSI requirements and poses a significant risk to the quality of the tea, including potential moisture absorption and other related issues.

Action Required:

- 1. Manufacturers:** All tea manufacturers are advised to conduct thorough inspections of paper sacks at the point of packing in their factories. Any paper sacks found to be defective or non-compliant should be immediately reported.
- 2. Buyers:** Buyers are encouraged to inspect the packaging of teas at the point of use, particularly when blending, to ensure compliance with SLSI standards.
- 3. Reporting Defects:** Any defects in paper sacks should be reported directly to the CTTA, with the defective sacks provided as evidence. Additionally, a copy of the same complaint, along with the defective sacks, should be forwarded to SLSI for further action.

The CTTA takes this matter seriously, as it impacts the overall quality and reputation of Ceylon tea. Your cooperation in maintaining high standards in packaging is essential to uphold the quality expected in the market.

OFFICE OF THE CTTA
THE COLOMBO TEA TRADERS' ASSOCIATION





“ Sometimes by losing a battle you find a new way to win the war.

- Donald Trump ”