



# TEA MARKET REPORT

## JOHN KEELLS PLC

**SALE NO.34 – 28<sup>TH</sup> / 29<sup>TH</sup> AUGUST 2023**



# ORDER OF SALE (SALE NO. 34 – 28<sup>TH</sup> / 29<sup>TH</sup> AUGUST 2023)

Main Sale Order – 1 (Leafy / Semi Leafy / Tippy / Premium / 1A)	Main Sale Order – 2 (H & M / Off Grade / Dust)	Ex-Estate
ASIA SIYAKA COMMODITIES PLC.	LANKA COMMODITY BROKERS LTD	MERCANTILE PRODUCE BROKERS (PVT) LTD
LANKA COMMODITY BROKERS LTD	BARTLEET PRODUCE MARKETING (PVT) LTD	BARTLEET PRODUCE MARKETING (PVT) LTD
<b>JOHN KEELLS PLC</b>	FORBES & WALKER TEA BROKERS (PVT) LTD	EASTERN BROKERS. LTD.
BARTLEET PRODUCE MARKETING (PVT) LTD	MERCANTILE PRODUCE BROKERS (PVT) LTD	FORBES & WALKER TEA BROKERS (PVT) LTD
EASTERN BROKERS. LTD.	ASIA SIYAKA COMMODITIES PLC.	<b>JOHN KEELLS PLC</b>
CEYLON TEA BROKERS PLC	<b>JOHN KEELLS PLC</b>	CEYLON TEA BROKERS PLC
FORBES & WALKER TEA BROKERS (PVT) LTD	EASTERN BROKERS. LTD.	LANKA COMMODITY BROKERS LTD
MERCANTILE PRODUCE BROKERS (PVT) LTD	CEYLON TEA BROKERS PLC	ASIA SIYAKA COMMODITIES PLC.



## AUCTION DETAILS

Auction No.	34	
Dates	28 <sup>th</sup> / 29 <sup>th</sup> August 2023	
	No. of Lots	Qty – kg
Ex Estate	598	660,612
Main Sale Total	9,204	4,366,268
High & Medium	1,240	540,344
Low Grown - Leafy	1,742	680,201
Low Grown - Semi Leafy	1,540	689,221
Low Grown Tippy	1,794	880,084
Premium / Flowery	373	61,850
Off Grades	2,091	1,115,949
Dust	424	398,619
Grand Total	9,802	5,026,880
Reprints	451	261,888
<b>Total No. of Lots Offered</b>	<b>9,802</b>	
<b>Total Quantity Offered (kg)</b>	<b>5,026,880</b>	

## PROMPT DATES

Auction No.	Buyers	Sellers
34	05/09/2023	06/09/2023



# COMMENTS



The 0.66Mkg of Ex-Estate teas on offer met with irregular demand. Select Best Western High Grown BOPs were firm to selectively dearer, the others together with the below best and plainer varieties declined irregularly. Select Best Western High Grown BOPFs were selectively dearer following special inquiry, the below best and plainer sorts were firm to irregularly dearer. Nuwara Eliya BOPs were mostly unsold, the BOPF were firm on last levels. Well-made Uda Pussellawa BOPs were easier together with the below best sorts, the BOPFs were barely steady. Seasonal Uva BOPs were irregularly easier whilst the coloury sorts declined sharply. Seasonal Uva BOPFs too were easier, the coloury sorts maintained. All CTC BP1s were tending irregular. Low Grown CTC PF1s were firm at the commencement of the sale and appreciated as the sale progressed, the High and Medium sorts were firm to selectively dearer at times.

The 2.3Mkg of Low Grown teas on offer met with good demand. In the Leafy segment, OP/OPAs were dearer. OP1s met with fair demand. BOP1s were lower to last. Well-made PEKOE1s too followed a similar trend. In the Small Leaf segment, FBOPs were lower. Well-made FBOPF1s declined a few rupees, others too followed a similar trend. FBOPF varieties showed reasonable interest. BOPF.SP, BOPF, BOP.SP and BOP grades met with lower demand. Premium Flowery teas were firm.

Turkey, Russia and the C.I.S countries lent fair support. Iran showed continuous support. Libya and Iraq were active.

## ALL TIME RECORD PRICE OBTAINED IN THE JK PLC CATALOGUE

Garden Mark	Grade	Price Rs.	Category	Management Company/ Proprietor
Mattakelle	Dust1	2850.00	Dust	Talawakelle Tea Estates PLC







## MARKET DESCRIPTION

### Western Teas

Select best BOPs were firm to selectively dearer by Rs.50/-, below best and plainer varieties were barely steady and declined irregularly. Select best BOPFs were firm to selectively dearer at times, the below best and plainer sorts too were firm to Rs.50/- dearer on average. Medium BOPs were firm, the BOPFs were tending irregularly dearer.

### Nuwara Eliya Teas

BOPs mostly remained unsold, the BOPFs were firm.

### Uva Teas

The limited selection of Uva BOP / BOPFs declined. Coloury BOPs declined sharply, whilst the BOPFs were firm. Uda Pussellawa BOPs were tending easier, the BOPFs too were barely steady.

### CTC Teas

Low Grown CTC BP1s were irregular, the High and Medium sorts followed a similar trend. Low Grown PF1s were firm and appreciated as the sale progressed by Rs.50/- to Rs.100/- and more, the High and Medium sorts too were mostly tending dearer.

## QUOTATIONS

	BOP – RS.	BOPF – RS.
Good Westerns	1240 – 1440	1300 – 1550
Average Westerns	1060 – 1220	1100 – 1280
Plainer Westerns	730 – 1040	900 – 1080
Western Mediums	750 – 1700	750 – 940
Uva Teas	760 – 2200	980 – 2350
Nuwara Eliya Teas	NQ	1020 – 1160
Uda Pussellawa Teas	720 – 900	790 – 1100
CTC (BP1 and PF1)	740 – 980	700 – 2100





# MARKET DESCRIPTION

## Low Grown

Wiry OP1s along with the bolder types were mostly dearer, secondaries too met with strong demand. Well-made OPs gained by Rs.50/- to Rs. 100/-, others too gained irregularly. Select best OPAs met with fair demand, best and below best types gained irregularly. In the semi leafy segment better twisted BOP1s along with the other invoices were irregularly lower. Select best and best Pekoes met with fair demand, bold Pekoes were firm to dearer. Shotty Pekoe1s along with the secondaries were fully firm to dearer.

Select best and best BOPs were lower to last by Rs.40/- to Rs.50/-, below best and secondary types were firm. BOP.SP.s and BOPF.SP.s met with reasonable demand. BOPFs followed a similar trend. Select best and best FBOPF1s were lower by Rs.40/- to Rs.60/-, below best types were irregularly lower, secondary types were firm. Well-made FBOPs in the select best category were firm, best and below best types were lower by Rs.40/- to Rs.60/-, secondary types were firm. FBOPF varieties met with lower demand. All Premium Flowery teas met with reasonable demand.

## Off Grades

Select best and best FGS1s maintained on last levels, below best and poorer sorts were firm to dearer by Rs.40/- to Rs.60/-. Select best and best BM.s were lower by Rs.20/- to Rs.30/- and more at times, below best and poorer types maintained on last levels. Select best and best BP.s appreciated by Rs.20/- to Rs.30/-. below best and poorer types showed an irregular demand. Select best BOP1A.s were lower by Rs.100/- to Rs.150/-, best types maintained on last levels, below best types were dearer by Rs.10/- to Rs.20/-, whilst poorer sorts maintained on last levels.

## Dust

Select best Dust1s were firm, best and below best types declined by Rs.20/- to Rs.40/- and more, poorer types were firm. High and Medium CTCs were firm on last. Low Grown CTCs showed a similar trend. Low Grown Dust / Dust1s were firm.



# QUOTATIONS

	Select Best	Best	Below Best	Others
<b>LIQUORING</b>				
DUST-1	1100.00 - 2850.00	900.00 - 1080.00	750.00 - 890.00	650.00 - 740.00
<b>OFF GRADES</b>				
FGS1	900.00 - 1080.00	790.00 - 890.00	700.00 - 780.00	660.00 - 690.00
FGS	830.00 - 920.00	750.00 - 820.00	670.00 - 740.00	560.00 - 660.00
<b>LOW GROWNS</b>				
FBOPF / FFSP / FFEXSP	2200.00 - 3500.00	1600.00 - 2000.00	1250.00 - 1550.00	1000.00 - 1200.00
BOP	1650.00 - 2000.00	1400.00 - 1600.00	1000.00 - 1300.00	850.00 - 980.00
BOPSP	1500.00 - 1800.00	1200.00 - 1450.00	900.00 - 1100.00	750.00 - 850.00
BOPF	1200.00 - 1500.00	900.00 - 1000.00	800.00 - 880.00	700.00 - 790.00
FBOPF1	1550.00 - 1800.00	1380.00 - 1500.00	1100.00 - 1350.00	800.00 - 1000.00
FBOP	1800.00 - 2350.00	1600.00 - 1750.00	1200.00 - 1550.00	900.00 - 1150.00
BOP1	1950.00 - 3300.00	1750.00 - 1900.00	1200.00 - 1650.00	960.00 - 1050.00
OP1	2900.00 - 3500.00	2000.00 - 2850.00	1400.00 - 1950.00	1000.00 - 1200.00
OP	1450.00 - 1750.00	1360.00 - 1450.00	1180.00 - 1360.00	900.00 - 1050.00
OPA	1300.00 - 1950.00	1200.00 - 1300.00	1000.00 - 1180.00	800.00 - 980.00
PEKOE	1850.00 - 2350.00	1600.00 - 1750.00	1250.00 - 1550.00	1000.00 - 1200.00
PEKOE1	1850.00 - 2350.00	1500.00 - 1750.00	1250.00 - 1450.00	1000.00 - 1200.00
DUST / DUST1	1000.00 - 1180.00	900.00 - 990.00	800.00 - 890.00	650.00 - 790.00



# EXCHANGE RATES

The average rates currencies quoted on 29<sup>th</sup> August 2023 at 9.30 a.m. by Commercial Banks in Colombo for Telegraphic Transfers (TT).

Currency	Buy Rate	Sell Rate
USD	317.83	329.54
EURO	342.83	358.95
GBP	400.06	417.62





- **Top Prices**
- **Colombo Auction Averages**
- **All Brokers Private Sale Figures**



# TOP PRICES (SALE NO. 34 – 28<sup>TH</sup> / 29<sup>TH</sup> AUGUST 2023)



WESTERN HIGH			
BOP		Somerset	1440.00
BOPSP		Queensberry	1400.00
BOPF/BOPFSP		Somerset	1550.00
FBOP/FBOP1	*	<b>St. Andrews</b>	<b>1650.00</b>
FBOPF/FBOPF1	*	<b>St. Andrews</b>	<b>1440.00</b>
BOP1	*	<b>Venture</b>	<b>1550.00</b>
OP/OPA		Inverness	1400.00
OP1	*	<b>Venture</b>	<b>1460.00</b>
PEKOE/PEKOE1		Frotoft Super	1750.00
		Glenloch	1750.00

WESTERN MEDIUM			
BOP		Hatale	1700.00
BOPSP		Rilagala	1480.00
BOPF/BOPFSP		Uplands	1220.00
FBOP/FBOP1		Harangalla	1950.00
		Dartry Valley	1950.00
FBOPF/FBOPF1		Hatale	1750.00
		Dartry Valley	1750.00
BOP1		Craighead	1950.00
OP/OPA		Orange Field	1420.00
OP1		Hatale	2450.00
PEKOE/PEKOE1		Harangalla	1950.00
		Dartry Valley	1950.00

UDA PUSSELLAWA			
BOP		Luckyland	900.00
BOPSP	*	<b>High Forest</b>	<b>750.00</b>
BOPF/BOPFSP		Luckyland	1100.00
FBOP/FBOP1		Alma	1600.00
FBOPF/FBOPF1		Gonapitiya	1200.00
BOP1		Gordon	880.00
OP/OPA		Alma	1240.00
OP1		Alma	1420.00
PEKOE/PEKOE1		Alma	1850.00

UVA HIGH			
BOP		Cannavarella	800.00
BOPSP		Craig	1300.00
BOPF/BOPFSP		Kelliebedde	1100.00
		Bandaraeliya	1100.00
FBOP/FBOP1		Gonamotawa	1650.00
FBOPF/FBOPF1		Spring Valley	1600.00
BOP1		Craig	1550.00
OP/OPA		Craig	1340.00
OP1		Glenanore	1500.00
PEKOE/PEKOE1		Mount Uva	1800.00
		Gonamotawa	1800.00

UVA MEDIUM			
BOP		St.James	2200.00
BOPSP	*	<b>Halpewatte Uva</b>	<b>1380.00</b>
BOPF/BOPFSP		St.James	2350.00
FBOP/FBOP1	*	<b>Adawatte</b>	<b>1800.00</b>
FBOPF/FBOPF1		Shawlands	1600.00
		Demodera 'S'	1600.00
BOP1		Ury	1600.00
OP/OPA		Shawlands	1600.00
OP1	*	<b>Halpewatte Uva</b>	<b>1650.00</b>
PEKOE/PEKOE1		Aruna Passara	1850.00

CTC HIGH			
PF1	*	<b>Dunsinane CTC</b>	<b>1120.00</b>
BP1		Dunsinane CTC	980.00
BPS		Dunsinane CTC	1080.00
OF		-	

CTC MEDIUM			
PF1		New Peacock CTC	1100.00
BP1		Donside CTC	860.00
BPS		Donside CTC	850.00
OF		-	-

NUWARA ELIYA			
BOP		Court Lodge	890.00
BOPSP	*	<b>Kenmare</b>	<b>820.00</b>
BOPF/BOPFSP		Mahagastotte	1160.00
FBOP/FBOP1		Court Lodge	1140.00
OP/OPA		Court Lodge	1280.00
PEKOE/PEKOE1		Court Lodge	1260.00

CTC LOW			
PF1	*	<b>Hingalgoda CTC</b>	<b>2100.00</b>
BP1	**	<b>Cecilayan CTC</b>	<b>980.00</b>
BPS		Lantern Hill CTC	740.00
OF	*	<b>Peakwatta CTC</b>	<b>740.00</b>



# TOP PRICES (SALE NO. 34 – 28<sup>TH</sup> / 29<sup>TH</sup> AUGUST 2023)



LOW			
BOP		Hidellana	2500.00
BOPSP	*	<b>Arbour Valley</b>	<b>1850.00</b>
		Stream Line	1850.00
		Ihalapanapitiya	1550.00
	*	<b>Ceciliyan</b>	<b>1500.00</b>
BOPF		Hidellana	1700.00
BOPFSP		Golden Garden	1550.00
		Mahaliyadda	1550.00
		Stream Line	1550.00
FBOP		Makandura	2500.00
FBOP1		Hidellana	2150.00
FBOPF		Sihara	1800.00
		Hidellana	1800.00
FBOPF1	*	<b>Berubeula</b>	<b>1850.00</b>
		Makandura	1850.00
		Pothotuwa	1850.00
		Hidellana	1850.00
		Lucky Kottawa	1850.00
BOP1		Pothotuwa	3300.00
OP1		Sithaka	3500.00
OP		Galaboda Group	1750.00
OPA		Liyonta	1950.00
PEKOE		Lumbini	2350.00
PEKOE1		Galatara	2350.00

ERRATUM			
Sale No. 33 – 22 <sup>nd</sup> / 23 <sup>rd</sup> August 2023			
Off Grades			
PF	*	<b>Hingalgoda CTC</b>	<b>1600.00</b>

PREMIUM			
FBOPFSP		Wikiliya	3000.00
FBOPFEXSP	*	<b>Lumbini</b>	<b>2950.00</b>
FBOPFEXSP1		Madampe Super	3950.00

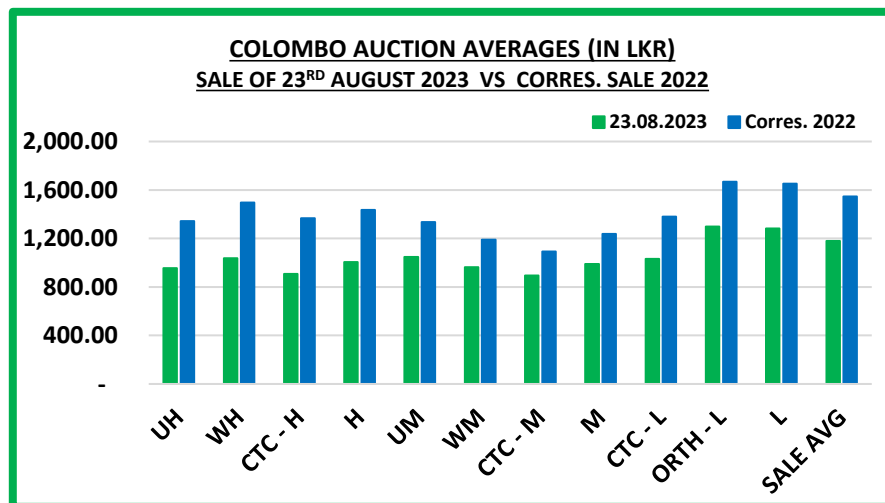
DUST			
DUST1	*+	<b>Mattakelle</b>	<b>2850.00</b>
P.DUST		Ceciliyan CTC	1380.00
		Kalubowitiyana CTC	1380.00

OFF GRADES			
FNGS/FNGS1	*	<b>Mattakelle</b>	<b>1080.00</b>
	*	<b>Mayfield</b>	<b>1080.00</b>
PFNGS	*	<b>Hingalgoda CTC</b>	<b>1700.00</b>
BM		Talangaha	1340.00
BP		Liyonta	1180.00
		Morawakkorale	1180.00
BOP1A		Galatara	1650.00

**\*\* MORE THAN ONE TOP PRICE OBTAINED**  
**\* TEAS SOLD BY JOHN KEELLS PLC**  
**+ ALL TIME RECORD PRICE**  
**++ ALL TIME RECORD PRICE EQUALED**

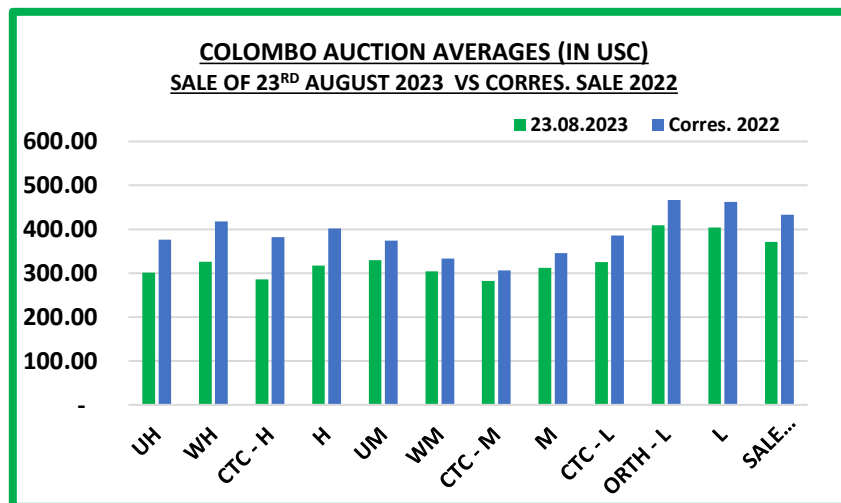


# COLOMBO AUCTION AVERAGES



	Sale of 15/08/2023 In LKR	Sale of 23/08/2023 In LKR	Corres. 2022 In LKR
Uva High Grown	931.49	956.53	1342.15
Western High Grown	952.56	1036.31	1495.57
CTC High Grown	814.43	907.73	1366.78
<b>Summary of High Grown</b>	<b>944.27</b>	<b>1006.34</b>	<b>1436.44</b>
Uva Medium Grown	1009.46	1048.33	1335.50
Western Medium Grown	913.16	964.46	1190.67
CTC Medium Grown	800.16	894.34	1092.60
<b>Summary of Medium Grown</b>	<b>943.92</b>	<b>990.88</b>	<b>1237.42</b>
CTC Low Grown	961.53	1031.56	1379.21
Orthodox Low Grown	1262.44	1297.53	1668.07
<b>Summary of Low Grown</b>	<b>1246.14</b>	<b>1282.28</b>	<b>1652.07</b>
<b>TOTAL SALE AVERAGE</b>	<b>1132.00</b>	<b>1178.62</b>	<b>1546.65</b>

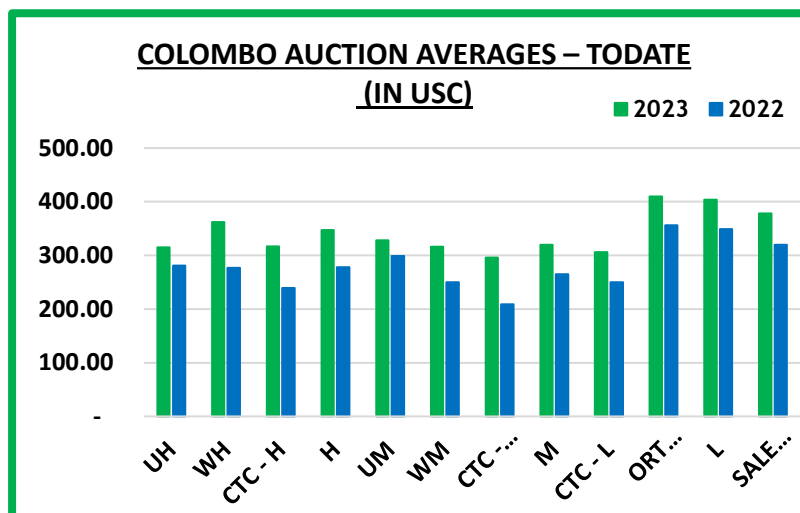
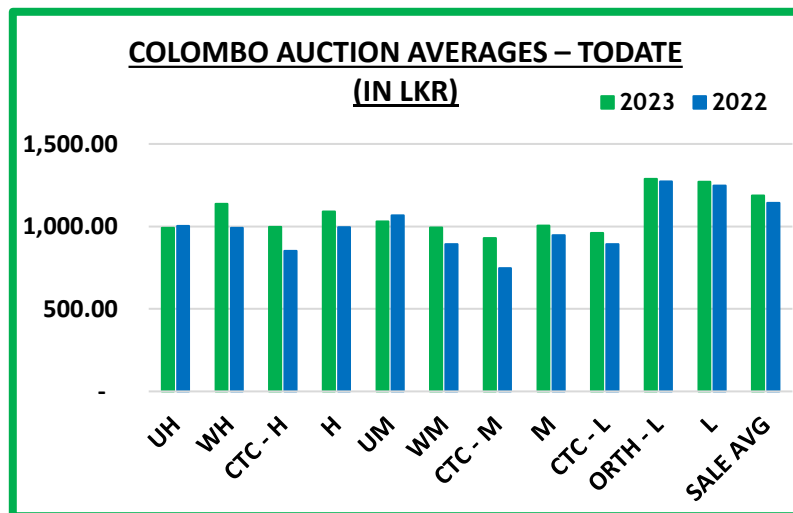
# COLOMBO AUCTION AVERAGES



	Sale of 15/08/2023 In USC	Sale of 23/08/2023 In USC	Corres. 2022 In USC
Uva High Grown	296	301	376
Western High Grown	303	326	418
CTC High Grown	259	286	382
<b>Summary of High Grown</b>	<b>300</b>	<b>317</b>	<b>402</b>
Uva Medium Grown	321	330	374
Western Medium Grown	290	304	333
CTC Medium Grown	254	282	306
<b>Summary of Medium Grown</b>	<b>300</b>	<b>312</b>	<b>346</b>
CTC Low Grown	306	325	386
Orthodox Low Grown	401	409	467
<b>Summary of Low Grown</b>	<b>396</b>	<b>404</b>	<b>462</b>
<b>TOTAL SALE AVERAGE</b>	<b>360</b>	<b>371</b>	<b>433</b>



# COLOMBO AUCTION AVERAGES



January to Date (Sale No.33)	2023 LKR	2022 LKR	2023 USC	2022 USC
Uva High Grown	991.11	1003.37	315	281
Western High Grown	1137.39	990.69	362	277
CTC High Grown	997.83	852.64	317	239
<b>Summary of High Grown</b>	<b>1090.71</b>	<b>994.91</b>	<b>347</b>	<b>278</b>
Uva Medium Grown	1029.88	1066.84	328	299
Western Medium Grown	993.94	892.40	316	250
CTC Medium Grown	929.10	746.29	296	209
<b>Summary of Medium Grown</b>	<b>1005.59</b>	<b>947.41</b>	<b>320</b>	<b>265</b>
CTC Low Grown	960.90	892.07	306	250
Orthodox Low Grown	1288.79	1273.21	410	356
<b>Summary of Low Grown</b>	<b>1270.76</b>	<b>1247.50</b>	<b>404</b>	<b>349</b>
<b>TOTAL SALE AVERAGE</b>	<b>1187.94</b>	<b>1143.60</b>	<b>378</b>	<b>320</b>





# COLOMBO AUCTION AVERAGES

FROM 02 <sup>ND</sup> TO 23 <sup>RD</sup> AUGUST 2023	LKR
Uva High Grown	921.16
Western High Grown	955.05
<b>Summary of High Grown</b>	<b>941.82</b>
Uva Medium Grown	997.46
Western Medium Grown	898.55
<b>Summary of Medium Grown</b>	<b>931.32</b>
<b>Summary of Low Grown</b>	<b>1197.29</b>
<b>TOTAL SALE AVERAGE</b>	<b>1099.16</b>



# ALL BROKERS PRIVATE SALE FIGURES (FOR THE PERIOD – 21<sup>ST</sup> TO 26<sup>TH</sup> AUGUST 2023)

	WEEKLY	TODATE
High & Medium	40,281.40	1,427,938.90
Low	4,436.00	358,785.10
Green Tea	30,216.00	1,130,012.00
Organic Tea	14,486.00	399,654.36
BMF	86,885.00	1,766,634.00
Direct Sales	-	-
Forward Contract	15,500.00	1,877,008.00





- **Crop and Weather**
- **Crop Figures**
- **Tea News**
- **Notice**

## CROP AND WEATHER - FOR THE PERIOD OF – 21<sup>ST</sup> TO 27<sup>TH</sup> AUGUST 2023



### **Western**

Bright weather conditions were reported throughout the week in Talawakelle and Agarapatana districts. Bright weather conditions with dull evenings were experienced in Dickoya.



### **Nuwara Eliya**

Bright weather conditions were reported throughout the week in Kandapola district, whilst bright weather with occasional showers were reported in Nuwara Eliya.



### **Uva**

Bright weather conditions were reported throughout the week in Haputale. Bright weather with occasional showers were recorded in Lunugala and Badulla districts.



### **Low Grown**

Bright weather conditions were experienced throughout the week in Deniyaya and Rathnapura districts. Occasional showers were experienced in the Galle district.



### **Crop**

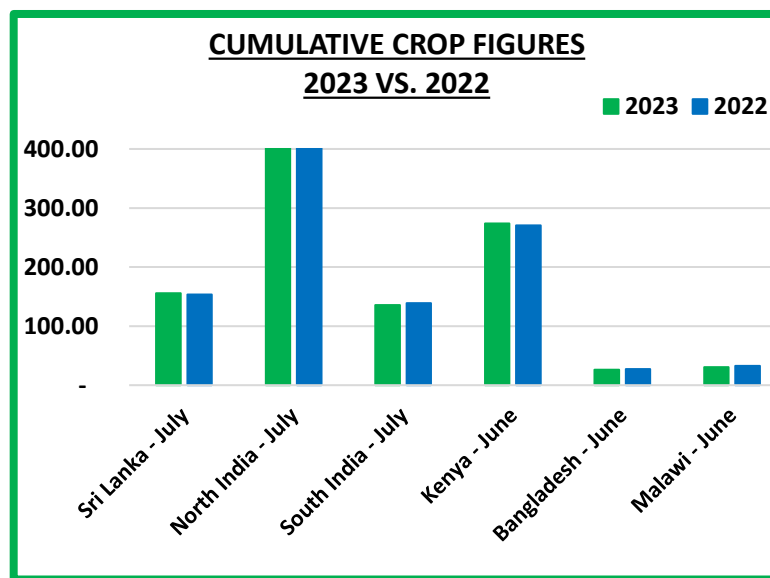
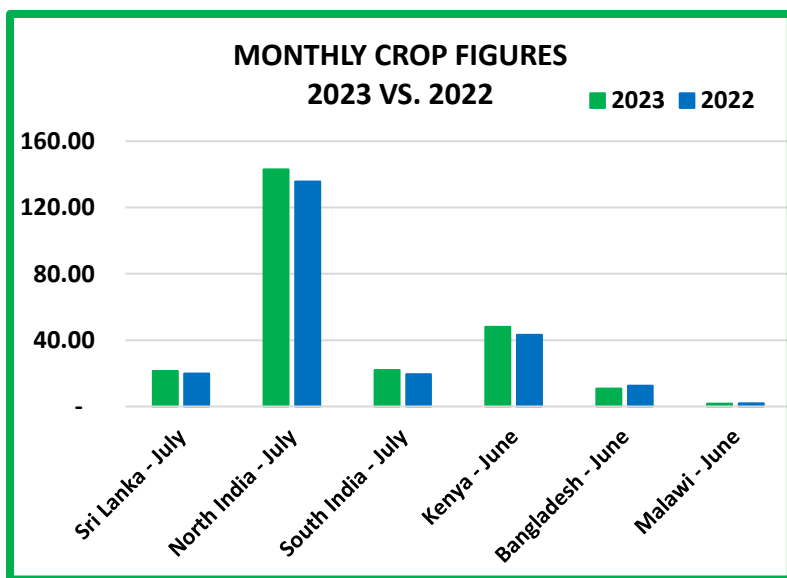
Crop intake is low.



# CROP FIGURES OF MAJOR PRODUCING & EXPORTING COUNTRIES

Country	Month	2023	2022	Cumulative + Inc. / Dec.	Cumulative	2023	2022	Cumulative + Inc. / Dec.
Sri Lanka	July	21.37	19.86	+ 1.51	Upto July	155.82	153.03	+ 2.79
North India	July	143.05(E)	135.77	+ 7.28	Upto July	487.60(E)	482.92	+ 4.68
South India	July	21.96(E)	19.52	+ 2.44	Upto July	135.68(E)	139.10	- 3.42
Kenya	June	48.12	43.26	+ 4.86	Upto June	273.64	270.36	+ 3.28
Bangladesh	June	10.72	12.59	- 1.87	Upto June	26.44	27.06	- 0.62
Malawi	June	1.64	1.91	- 0.27	Upto June	30.53	32.42	- 2.29

(E) - Estimated



# TEA NEWS AROUND THE GLOBE



## CHITTAGONG MARKET

SALE NO.18 – 28<sup>TH</sup> AUGUST 2023

**CTC LEAF:** 56,487 packages of teas on offer met with slightly better demand at around last rates.

**BROKENS:** A small weight of clean Brokens available were well sought after and prices held fairly firm. Medium varieties witnessed a fair demand but eased slightly. Plain teas saw less demand and there were several withdrawals. BLF teas met with less interest and there were heavy withdrawals.

**FANNINGS:** There was more interest for brighter Fannings which sold at last rates. Medium varieties met with good demand and were about steady but there were a few withdrawals in this category. Plain teas continued to meet with less demand with some withdrawals. BLF teas met with less interest and there were heavy withdrawals.

**CTC DUST:** 12,964 packages on offer met with slightly improved demand. Good liquoring Dusts particularly CDs witnessed good demand and were about steady. Their mediums were also a good market and prices tended dearer closely following quality. Plain/BLF Dusts met with less demand with fair withdrawals. Blenders lent good support with fair interest from the Loose tea buyers.

**COMMENTS:** Offerings continued to be quite heavy and there was also some decline in quality. Blenders were actively operating with more interest from the Loose tea buyers.

It was noteworthy that a few lines of well made good liquoring teas were well competed for and advanced in prices.

Dusts met with an improved demand.

**Our catalogue: (Sale 18) Avg: Tk 202.11, Sold 66.5 % , (Sale 17) Avg: Tk 201.55, Sold 68.8 %.**

### Quotations – This Week – (In Taka)

Brokens	This Week	Last Week	Fannings	This week	Last Week	Dust	This week	Last Week
Best	210-220 nom	212-220	Best	215-225 nom	213-222 nom	PD	162-234	175-240
Good	200-205	195-205	Good	200-210	197-207	RD	135-344	115-354
Medium	180-190	185-190	Medium	180-190	185-190	D	149-335	135-347
Plain	160-170	160-170	Plain	160-170	160-170	CD	195-437	180-440
BLF	110-130	115-140	BLF	110-130	115-140	BLF	135-187	115-181

Exchange Rates 28<sup>th</sup> August 2023 Sterling Pound: Tk. 136.5263, dollar: Tk. 108.5000

**SOURCE : NATIONAL BROKERS LTD**





## SILIGURI MARKET

SALE NO. 34 – SALE OF 26<sup>TH</sup> AUGUST 2023

### 1. MARKET DESCRIPTION :

- DEMAND – ONLY FAIR.
- PRICES EASED, BARRING A SELECT FEW IMPROVED SORTS WHICH WERE COMPETED FOR.
- INTERNAL TRADE OPERATED WITH SOME SUPPORT FROM HUL/TCPL. EXPORTERS WERE SELECTIVE.
- LEAF AVERAGE SHOWING A PLUS DUE TO A HIGHER WEIGHT OF ESTATE TEAS SELLING WHEN COMPARED TO LAST WEEK.

### 2. TOTAL AUCTION WEIGHTED AVERAGE ( ₹ )

	2023-24			2022-23			UPTO SALE - 34		
	SALE - 34	SALE - 33	+/-	SALE - 34	SALE - 33	+/-	2023-24	2022-23	2021-22
CTC	165.46	155.82	9.64	181.80	182.02	-0.22	176.93	193.00	193.71
DUST	156.58	160.77	-4.19	183.78	177.91	5.87	173.21	185.99	180.02
TOTAL	164.33	156.45	7.89	182.06	181.52	0.54	176.51	192.18	192.09

SOURCE: PARCON INDIA PVT LTD

## GUWAHATI MARKET

SALE NO. 34 – SALE OF 26<sup>TH</sup> AUGUST 2023

### 1. MARKET DESCRIPTION :

- GOOD DEMAND FOR LEAF AND FAIR FOR DUST.
- LEVELS WERE IRREGULARLY EASIER, MEDIUM CATEGORY TEAS WITNESSING BETTER DEMAND AT LAST LEVELS. REMAINDER EASED IN LINE WITH QUALITY.
- THE DUST SEGMENT WITNESSED A SIMILAR TREND TO LEAF BUT THE DEMAND CONTINUED TO BE SELECTIVE. MEDIUM DUSTS CONTINUED TO STRUGGLE WITH HIGHER OUTLOT.
- MAJOR BLENDERS / WESTERN INDIA BUYERS OPERATED WITH FAIR SUPPORT FROM INTERNAL TRADE.
- SOME EXPORT ENQUIRY SEEN FOR LIQUORING BROKENS.

### 2. TOTAL AUCTION WEIGHTED AVERAGE ( ₹ )

	2023-24			2022-23			UPTO SALE - 34		
	SALE - 34	SALE - 33	+/-	SALE - 34	SALE - 33	+/-	2023-24	2022-23	2021-22
CTC	199.79	198.49	1.29	212.39	210.88	1.51	208.90	208.25	197.47
DUST	192.98	190.06	2.92	211.54	211.12	0.42	200.08	205.21	193.21
TOTAL	197.74	195.79	1.95	212.14	210.95	1.19	206.35	207.39	196.19

SOURCE: PARCON INDIA PVT LTD





# TEA NEWS AROUND THE GLOBE

## KOLKATA ORTHODOX / CTC MARKET

SALE NO. 34 – SALE OF 24<sup>TH</sup> / 25<sup>TH</sup> AUGUST 2023

### 1. Market Description :

- DEMAND: STRONG AND IMPROVED WITH THE PROGRESS OF THE SALE.
- THE WHOLE LEAF SOLD GENERALLY AROUND LAST LEVELS HOWEVER, BOLDER VARIETIES WERE IRREGULAR AND AT TIMES LOWER.
- BROKENS WERE FULLY FIRM TO DEARER, PARTICULARLY THE MEDIUM VARIETIES.
- FANNINGS WERE READILY ABSORBED AND ALSO WITNESSED SOME INTERNAL ENQUIRY.
- EXPORTERS TO THE MIDDLE EAST AND CIS WERE ACTIVE WITH STRAY ENQUIRY FROM HUL.

	WHOLE LEAF		BROKENS		FANNINGS
	1ST LINE	2ND LINE	LARGER	SMALLER	LEAFY
TIPPY	600-1300+(N)	NQ	400-550(N)	350-600(N)	NQ
BEST	400-500+	290-330+	300-350+	250-300+(N)	180+
GOOD	300-350+	250-280	260-290	220-250+	140-170
MEDIUM	230-270+	210-240	210-250	180-210+	110-130

### 1. Market description :

- DEMAND- FAIR FOR LEAF AND WEAK FOR DUST.
- SELECT LIQUORING ASSAMS WERE BARELY STEADY, REMAINDER WERE IRREGULAR AND TENDED LOWER. FANNINGS WITNESSED HEAVY WITHDRAWALS.
- DOOARS CONTINUED TO BE EASIER.
- BETTER MEDIUM AND MEDIUM DUST GRADES WERE CLEARLY LOWER WITH HIGHER OUTLOTS, THIS CATEGORY HOWEVER IMPROVED WITH THE PROGRESS OF THE SALE.
- MAJOR BLENDERS OPERATED WITH SUPPORT FROM WI, EXPORTERS AND INTERNAL TRADE.

### 2. TOTAL AUCTION WEIGHTED AVERAGE ( ₹ )

	2023-24			2022-23			UPTO SALE - 34		
	SALE - 34	SALE - 33	+/-	SALE - 34	SALE - 33	+/-	2023-24	2022-23	2021-22
CTC	214.56	211.40	3.16	245.96	240.53	5.43	220.26	234.26	218.73
DUST	221.81	214.29	7.52	257.42	266.00	-8.58	234.20	256.56	220.37
TOTAL	216.94	212.31	4.63	249.05	247.93	1.13	224.34	240.43	219.18

SOURCE: PARCON INDIA PVT LTD



# UPCOMING AUCTION DETAILS

Auction No.	36		35	
Dates	12 <sup>th</sup> / 13 <sup>th</sup> September 2023		05 <sup>th</sup> / 06 <sup>th</sup> September 2023	
	No. of Lots	Qty – kg	No. of Lots	Qty – kg
Ex-Estate	709	729,708	621	681,477
Main Sale Total	9,123	4,330,421	9,217	4,447,224
High & Medium	1,336	593,124	1,242	549,532
Low Grown – Leafy	1,612	608,779	1,696	657,954
Low Grown – Semi Leafy	1,396	613,405	1,440	650,232
Low Grown Tippy	1,769	880,427	1,792	890,894
Premium / Flowery	357	60,340	308	51,059
Off Grades	2,153	1,096,982	2,246	1,174,213
Dust	500	477,364	493	473,340
Grand Total	9,832	5,060,129	9,838	5,128,701
Reprints	456	218,427	459	261,110
<b>Total No. of Lots on Offer</b>	<b>9,832</b>		<b>9,838</b>	
<b>Total Quantity on Offer (kg)</b>	<b>5,060,129</b>		<b>5,128,701</b>	



## SCHEDULED CLOSING DATES

Auction No.	Date of Sale	Ex-Estate	Main Sale
37	19 <sup>th</sup> / 20 <sup>th</sup> September 2023	01/09/2023	01/09/2023
38	25 <sup>th</sup> / 26 <sup>th</sup> September 2023	07/09/2023	07/09/2023
39	03 <sup>rd</sup> / 04 <sup>th</sup> October 2023	14/09/2023	14/09/2023

## PROMPT DATES

Auction No.	Buyers	Sellers
35	12/09/2023	13/09/2023
36	19/09/2023	20/09/2023
37	26/09/2023	27/09/2023



## ORDER OF SALE (SALE NO. 35 – 05<sup>TH</sup> / 06<sup>TH</sup> SEPTEMBER 2023)

Main Sale Order – 1 (Leafy / Semi Leafy / Tippy / Premium / 1A)	Main Sale Order – 2 (H & M / Off Grade / Dust)	Ex-Estate
LANKA COMMODITY BROKERS LTD	BARTLEET PRODUCE MARKETING (PVT) LTD	EASTERN BROKERS. LTD.
<b>JOHN KEELLS PLC</b>	FORBES & WALKER TEA BROKERS (PVT) LTD	FORBES & WALKER TEA BROKERS (PVT) LTD
BARTLEET PRODUCE MARKETING (PVT) LTD	MERCANTILE PRODUCE BROKERS (PVT) LTD	<b>JOHN KEELLS PLC</b>
CEYLON TEA BROKERS PLC	ASIA SIYAKA COMMODITIES PLC.	CEYLON TEA BROKERS PLC
FORBES & WALKER TEA BROKERS (PVT) LTD	<b>JOHN KEELLS PLC</b>	LANKA COMMODITY BROKERS LTD
EASTERN BROKERS. LTD.	EASTERN BROKERS. LTD.	ASIA SIYAKA COMMODITIES PLC.
MERCANTILE PRODUCE BROKERS (PVT) LTD	CEYLON TEA BROKERS PLC	BARTLEET PRODUCE MARKETING (PVT) LTD
ASIA SIYAKA COMMODITIES PLC.	LANKA COMMODITY BROKERS LTD	MERCANTILE PRODUCE BROKERS (PVT) LTD

[ DB : HR / SG ]



## **SALE NO.37 – CATALOGUE CLOSURE**

Please note that this week's catalogue closure of Sale No.37 for all catalogues will not be on 31<sup>st</sup> August 2023 due to low crops and the intervening Poya holiday on 30<sup>th</sup> August 2023.

As such, all catalogues of Sale No.37 will be closed on Friday, 1<sup>st</sup> of September 2023.







“

It is during our darkest moments that we must focus to  
see the light.

— Aristotle Onassis

”