



TEA MARKET REPORT

JOHN KEELLS PLC

SALE NO.34 – 30TH / 31ST AUGUST 2022

ORDER OF SALE (SALE NO. 34 – 30TH / 31ST AUGUST 2022)

Main Sale Order – 1 (Leafy / Semi Leafy / Tippy / Premium / 1A)	Main Sale Order – 2 (H & M / Off Grade / Dust)	Ex-Estate
Mercantile Produce Brokers (Pvt) Ltd	Lanka Commodity Brokers Ltd	JOHN KEELLS PLC
Forbes & Walker Tea Brokers (Pvt) Ltd	Bartleet Produce Marketing (Pvt) Ltd	Forbes & Walker Tea Brokers (Pvt) Ltd
Bartleet Produce Marketing (Pvt) Ltd	Forbes & Walker Tea Brokers (Pvt) Ltd	Eastern Brokers. Ltd.
Ceylon Tea Brokers PLC	Mercantile Produce Brokers (Pvt) Ltd	Bartleet Produce Marketing (Pvt) Ltd
Eastern Brokers. Ltd.	Asia Siyaka Commodities PLC	Mercantile Produce Brokers (Pvt) Ltd
Asia Siyaka Commodities PLC	JOHN KEELLS PLC	Asia Siyaka Commodities PLC
Lanka Commodity Brokers Ltd	Eastern Brokers. Ltd.	Lanka Commodity Brokers Ltd
JOHN KEELLS PLC	Ceylon Tea Brokers PLC	Ceylon Tea Brokers PLC



AUCTION DETAILS

Auction No.	34	
Dates	30 TH / 31 ST August 2022	
	No. of Lots	Qty – kg
Ex Estate	479	528,348
Main Sale Total	8,560	3,913,605
High & Medium	1,102	480,318
Low Grown - Leafy	1,741	668,436
Low Grown - Semi Leafy	1,123	456,045
Low Grown Tippy	1,787	850,733
Premium / Flowery	477	73,037
Off Grades	1,972	1,058,050
Dust	358	326,986
Grand Total	9,039	4,441,953
Reprints	640	324,874
Total No. of Lots Offered	9,039	
Total Quantity Offered (kg)	4,441,953	

PROMPT DATES

Auction No.	Buyers	Sellers
34	06/09/2022	07/09/2022



COMMENTS



The 0.52Mkg of Ex Estate teas on offer met with fair demand. Select Best Western High Grown BOPs were firm to irregularly dearer, the below best and plainer varieties too were firm to a little dearer at times. Select Best Western High Grown BOPFs were mostly firm, the below best and plainer sorts appreciated irregularly. Nuwara Eliya BOPs were firm, the BOPFs were barely steady. Uda Pussellawa BOPs were irregular following quality, the BOPFs were tending easier from last week's levels. Uva BOPs were mostly firm, the BOPFs too followed a similar trend. Low Grown CTC BP1s were irregularly easier, the High and Medium sorts were tending lower. The Low Grown CTC PF1s declined substantially, whilst the High and Medium CTC PF1s were mostly easier from last week's levels.

The 2.0Mkg of Low Grown teas which were on offer met with fair demand. In the Leafy segment, OPs were firm to dearer, OPAs too followed a similar trend. OP1s met with lower demand. In the Semi Leafy segment, BOP1s were lower. Pekoe varieties were firm, Pekoe1s gained a few rupees. In the Small Leaf segment, FBOPs were firm. FBOPF varieties met with improved interest. Best FBOPF1s held firm, others appreciated following quality. BOPF.SP, BOPF, BOP.SP and BOPs met with good demand. Premium Flowery teas were irregularly lower.

Russia, Iran and the C.I.S countries lent fair support, Turkey was selective. Libya and Iraq were active.

ALL TIME RECORD PRICES OBTAINED IN THE JK PLC CATALOGUE

Garden Mark	Grade	Price Rs.	Category	Management Company/ Proprietor
Glenanore	FBOPF1	2600/-	Uva High	Agrapatana Plantations LTD.
Aislaby	FBOPF1	2600/-	Uva High	Malwatte Valley Plantations PLC
Ceciliyan	BOP	3250/-	Low Grown	Ceciliyan Associates (Pvt.) Ltd



MARKET DESCRIPTION

Western Teas

Select best BOPs were firm, below best and plainer varieties were Rs.50/- to Rs.100/- dearer at times. Select best and best BOPFs too were firm, below best and plainer sorts appreciated by Rs.50/- to Rs.100/- and more. Medium BOPs were firm, the BOPFs too followed a similar trend.

Nuwara Eliya Teas

BOPs were tending easier, the BOPFs too were barely steady.

Uva Teas

Uva BOPs were selectively dearer, the others declined irregularly, the BOPFs were firm on last levels. Uda Pussellawa BOPs were tending irregular following quality, the BOPFs too followed a similar trend.

CTC Teas

Low Grown BP1s were irregularly lower, the limited quantity of High and Medium sorts too were tending irregular. Low Grown PF1s declined Rs.300/- on average, whilst the High and Medium sorts declined by Rs.50/- to Rs.100/-.

QUOTATIONS

	BOP – RS.	BOPF – RS.
Good Westerns	1650 – 1850	1700 – 1850
Average Westerns	1450 – 1600	1550 – 1650
Plainer Westerns	1320 – 1420	1320 – 1500
Western Mediums	1200 – 2550	860 – 1420
Uva Teas	1240 – 2000	1480 – 1900
Nuwara Eliya Teas	1600	1420
Uda Pussellawa Teas	1220 – 1600	1350 – 1550
CTC (BP1 and PF1)	840 - 1280	740 - 2300





MARKET DESCRIPTION

Low Grown

Wiry OP1s met with fair demand, less clean bold invoices were lower to last. Better twisted OPs were mainly firm, others in the below best category shed irregularly. Select best and best OPAs were irregular, others were mostly dearer. Select best BOP1s were lower to last, bolder types too were firm to easier. Shotty Pekoes along with the well-made bold Pekoes were fully firm on last, reducers were firm to dearer. All Pekoe1s gained by Rs.50/- to Rs.100/-.

Select best and best BOPs were dearer, below best and secondary types gained by Rs.30/- to Rs.50/-. BOP.SP.s and BOPF.SP.s met with good demand. BOPFs followed a similar trend. Select best and best FBOPF1s were dearer, below best types gained substantially following quality, secondaries too were dearer by Rs.30/- to Rs.50/-. Well-made FBOPs in the select best category were firm, best and below best types met with fair demand, secondaries gained Rs.20/- to Rs.30/-. FBOPFs met with improved demand and gained Rs.50/- to Rs.80/- and more at times. Best Premium Flowery teas were irregularly lower by Rs.100/- to Rs.150/-, others were firm.

Off Grades

Select best and best FGS1s were dearer by Rs.20/- to Rs.40/-, below best and poorer types were firm. select best and best BM.s were firm, below best and poorer types were dearer by Rs.10/- to Rs.20/-. Select best and best BP.s were firm, below best and poorer types showed an irregular demand. All BOP1As gained by Rs.50/- to Rs.100/- and more at times.

Dust

Select best and best Dust1s were firm to dearer by Rs.5/- to Rs.10/-, below best types appreciated by Rs.5/- to Rs.10/-, poorer sorts sold at firm levels. High and Medium CTCs were dearer by Rs.10/-. Select best Low Grown CTCs appreciated by Rs.10/- to Rs.15/-, however poorer sorts depreciated by Rs.10/- to Rs.15/-. Low Grown Dust/ Dust1s were firm to dearer by Rs.5/- to Rs.10/-.



QUOTATIONS

	Select Best	Best	Below Best	Others
LIQUORING				
DUST-1	1600.00 - 1850.00	1500.00 - 1590.00	1400.00 - 1490.00	1300.00 - 1390.00
OFF GRADES				
FGS1	1400.00 - 1550.00	1200.00 - 1390.00	900.00 - 1190.00	450.00 - 890.00
FGS	1000.00 - 1140.00	800.00 - 990.00	650.00 - 790.00	400.00 - 640.00
LOW GROWNS				
FBOPF / FFSP / FFEXSP	4200.00 - 10450.00	3500.00 - 4100.00	2000.00 - 3400.00	1000.00 - 1900.00
BOP	2200.00 - 3250.00	1600.00 - 2100.00	1150.00 - 1300.00	850.00 - 1050.00
BOPSP	2100.00 - 2950.00	1400.00 - 1900.00	1100.00 - 1350.00	850.00 - 1050.00
BOPF	1900.00 - 3250.00	1400.00 - 1800.00	900.00 - 1300.00	700.00 - 850.00
FBOPF1	2450.00 - 3500.00	1900.00 - 2300.00	1600.00 - 1800.00	900.00 - 1450.00
FBOP	2400.00 - 3600.00	1700.00 - 2300.00	1300.00 - 1600.00	900.00 - 1200.00
BOP1	3000.00 - 3100.00	2900.00 - 3000.00	2800.00 - 2900.00	1300.00 - 2100.00
OP1	3450.00 - 3500.00	2850.00 - 3350.00	2650.00 - 2800.00	900.00 - 1000.00
OP	2250.00 - 2350.00	1850.00 - 2150.00	1650.00 - 1800.00	1000.00 - 1100.00
OPA	1800.00 - 2400.00	1500.00 - 1700.00	1200.00 - 1450.00	900.00 - 1000.00
PEKOE	1850.00 - 2400.00	1500.00 - 1650.00	1300.00 - 1450.00	900.00 - 1050.00
PEKOE1	2350.00 - 2700.00	1950.00 - 2200.00	1550.00 - 1750.00	1200.00 - 1450.00
DUST / DUST1	1000.00 - 1320.00	900.00 - 990.00	800.00 - 890.00	600.00 - 790.00



- **Top Prices**
- **Colombo Auction Averages**
- **All Brokers Private Sale Figures**



TOP PRICES (SALE NO. 34 – 30TH / 31ST AUGUST 2002)



WESTERN HIGH			
BOP		Torrington	2450.00
BOPSP		Queensberry	2400.00
BOPF/BOPFSP		Annfield	1850.00
		Bambrakelly	1850.00
FBOP/FBOP1		Glenloch	2850.00
		Torrington	2850.00
FBOPF/FBOPF1		Glenloch	2700.00
BOP1		Torrington	3250.00
OP/OPA		Torrington	2000.00
OP1		Bambrakelly	2950.00
PEKOE/PEKOE1	++	Inverness	2150.00
	++	Torrington	2150.00

WESTERN MEDIUM			
BOP		Craighead	2550.00
		Harangalla	2550.00
		Dartry Valley	2550.00
BOPSP	++	Hatale	2550.00
BOPF/BOPFSP		Dartry Valley	1850.00
FBOP/FBOP1		Craighead	3450.00
FBOPF/FBOPF1	*++	Randenigala Super	2700.00
BOP1		Orange Field	2800.00
OP/OPA	+	Orange Field	2550.00
OP1		Kurugama	2450.00
PEKOE/PEKOE1		Galgewatta	2250.00
		Dartry Valley	2250.00

UDA PUSSELLAWA			
BOP		Luckyland	1600.00
		Kirklees	1600.00
BOPSP		Luckyland	1500.00
BOPF/BOPFSP		Kirklees	1550.00
		Mooloya	1550.00
FBOP/FBOP1		Delmar	2250.00
FBOPF/FBOPF1		Delmar	2400.00
		Blairlmond	2400.00
BOP1		-	-
OP/OPA		Delmar	1650.00
OP1		Gordon	1000.00
PEKOE/PEKOE1		Blairlmond	1750.00

UVA HIGH			
BOP		Glenanore	2350.00
BOPSP		Spring Valley	2200.00
BOPF/BOPFSP		Uva Highlands	2500.00
FBOP/FBOP1		Craig	2800.00
FBOPF/FBOPF1	*+	Glenanore	2600.00
	*+	Aislaby	2600.00
BOP1		Glenanore	3300.00
OP/OPA		Glenanore	1800.00
OP1		Oodoowerre	2800.00
PEKOE/PEKOE1		Aislaby	2300.00

UVA MEDIUM			
BOP		Dickwella	2500.00
BOPSP		Demodera 's'	2500.00
BOPF/BOPFSP		St.James	1900.00
FBOP/FBOP1	*	Telbedde	2700.00
FBOPF/FBOPF1	*++	Halpewatte Uva	2700.00
BOP1	*	Adawatte	2650.00
OP/OPA		Demodera 's'	1850.00
		Cecilton	1850.00
OP1		Tinioya	3000.00
PEKOE/PEKOE1		St.James	2550.00

CTC HIGH			
PF1		Dunsinane CTC	1800.00
BP1		-	-
BPS	*	Ulugedara CTC	1080.00
OF			

CTC MEDIUM			
PF1		New Peacock CTC	1750.00
BP1	*	Delta CTC	1120.00
BPS		Donside CTC	1060.00
OF		-	-

NUWARA ELIYA			
BOP		Kenmare	1600.00
BOPF/BOPFSP	*	Lovers Leap	1420.00
FBOP/FBOP1		Mahagastotte	1550.00
OP/OPA		-	-
PEKOE/PEKOE1	**	Lovers Leap	1700.00

CTC LOW			
PF1		Kalubowitiyana CTC	2300.00
BP1		Suduwelipothahena	1000.00
BPS		-	-
OF	*	Peackwatta CTC	670.00



TOP PRICES (SALE NO. 34 – 30TH / 31ST AUGUST 2002)



LOW			
BOP	** +	Ceciliyan	3250.00
BOPSP		Ceciliyan	2950.00
BOPF	+	Hidellana	3250.00
BOPFSP	++	Golden Garden	2850.00
FBOP		Pothotuwa	3600.00
FBOP1		Kamarangapitiya	3250.00
FBOPF		Ceyenta	3550.00
FBOPF1	*	Berubeula	3500.00
	*	Sineth	3300.00
	*	Hiniduma Smallholders	3250.00
BOP1		Liverpool Super	3100.00
		Dampahala	3100.00
OP1		Makandura	3500.00
		New Vithanakanda	3500.00
OP		Lenama Hills	2350.00
OPA		Liyonta	2400.00
PEKOE		Green House	2400.00
		Goldern Garden	2400.00
		New Mahendra	2400.00
PEKOE1		Navinda	2700.00

**** MORE THAN ONE TOP PRICE OBTAINED**
*** TEAS SOLD BY JOHN KEELLS PLC**
+ ALL TIME RECORD PRICE
++ ALL TIME RECORD PRICE EQUALED

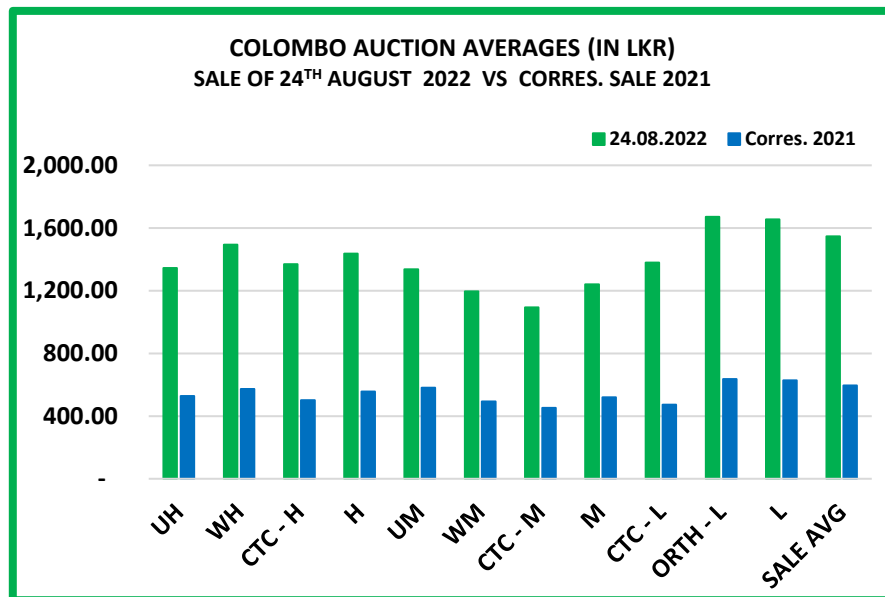
PREMIUM			
FBOPFSP		New Deraniyagala	9750.00
FBOPFEXSP		New Deniyaya	10400.00
FBOPFEXSP1		Brombil	10450.00

DUST			
DUST1	*	Ceciliyan CTC	1910.00
	*	Gouravilla	1850.00
P.DUST	*	Ceciliyan CTC	1850.00

OFF GRADES			
FNGS/FNGS1	*	Clydesdale	1550.00
		Agraouvah	1550.00
	*	Kotiyagalla	1500.00
PFNGS	*	Hingalgoda CTC	2100.00
BM		Galatara	2200.00
BP		Hidellana	2100.00
BOP1A		Golden Garden	1950.00

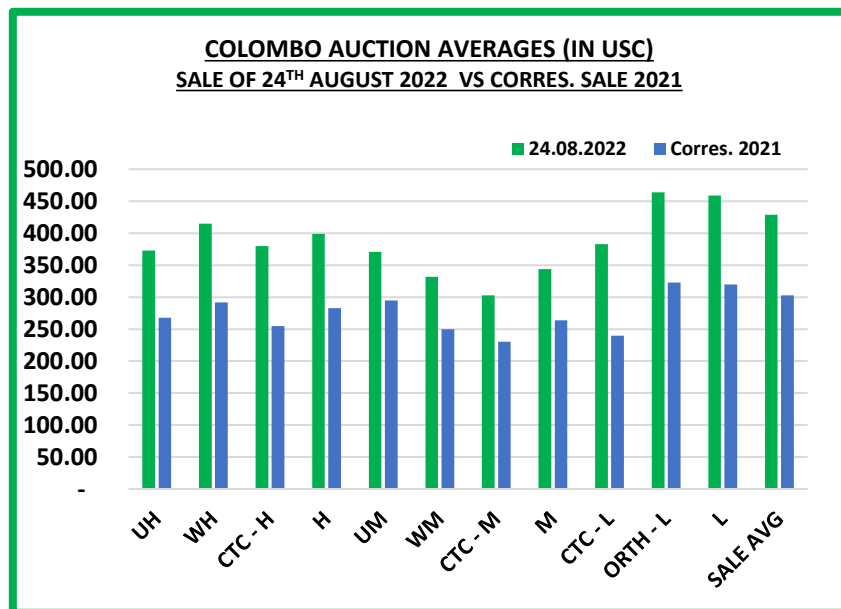


COLOMBO AUCTION AVERAGES



	Sale of 17/08/2022In LKR	Sale of 24/08/2022 In LKR	Corres. 2021 In LKR
Uva High Grown	1352.55	1344.38	527.80
Western High Grown	1519.90	1493.52	573.65
CTC High Grown	1598.72	1368.87	502.26
Summary of High Grown	1454.80	1436.31	556.22
Uva Medium Grown	1389.69	1335.50	580.48
Western Medium Grown	1209.20	1195.23	492.68
CTC Medium Grown	1143.07	1092.60	452.38
Summary of Medium Grown	1262.34	1239.52	519.36
CTC Low Grown	1567.04	1379.21	472.75
Orthodox Low Grown	1657.57	1670.28	635.98
Summary of Low Grown	1650.20	1654.03	628.85
TOTAL SALE AVERAGE	1547.52	1546.72	595.39

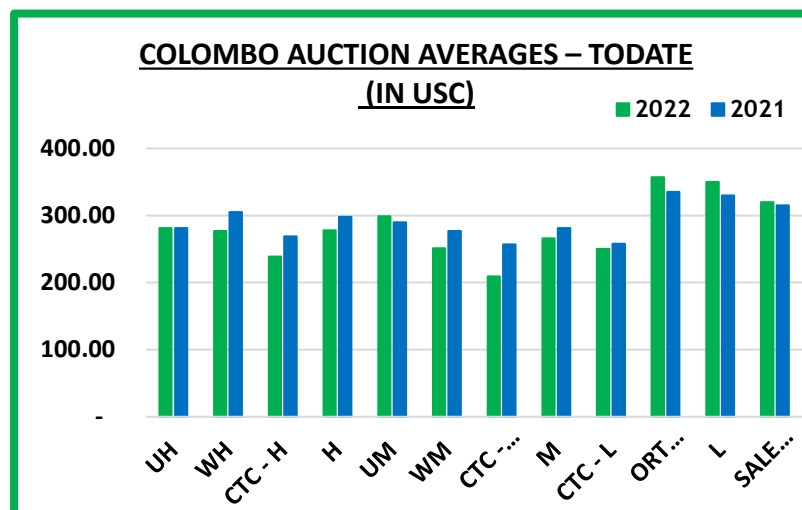
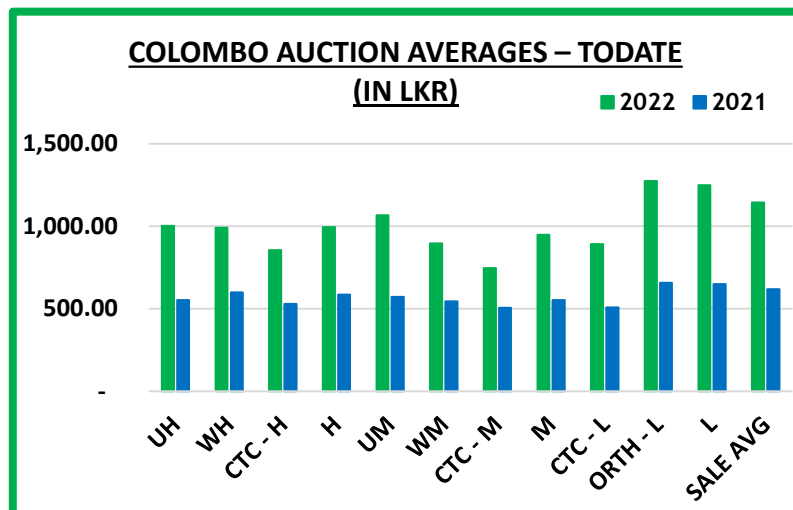
COLOMBO AUCTION AVERAGES



	Sale of 17/08/2022 In USC	Sale of 24/08/2022 In USC	Corres. 2021 In USC
Uva High Grown	377	373	268
Western High Grown	424	415	292
CTC High Grown	446	380	255
Summary of High Grown	405	399	283
Uva Medium Grown	387	371	295
Western Medium Grown	337	332	250
CTC Medium Grown	319	303	230
Summary of Medium Grown	352	344	264
CTC Low Grown	437	383	240
Orthodox Low Grown	462	464	323
Summary of Low Grown	460	459	320
TOTAL SALE AVERAGE	431	429	303



COLOMBO AUCTION AVERAGES



January to Date (Sale No.33)	2022 LKR	2021 LKR	2022 USC	2021 USC
Uva High Grown	1003.40	552.63	281	281
Western High Grown	990.70	599.97	277	305
CTC High Grown	854.67	528.77	239	269
Summary of High Grown	994.93	585.74	278	298
Uva Medium Grown	1066.77	571.55	299	290
Western Medium Grown	895.71	544.30	251	277
CTC Medium Grown	746.29	505.58	209	257
Summary of Medium Grown	948.62	552.50	266	281
CTC Low Grown	892.07	508.08	250	258
Orthodox Low Grown	1274.75	658.17	357	335
Summary of Low Grown	1248.78	649.67	350	330
TOTAL SALE AVERAGE	1143.59	619.32	320	315



COLOMBO AUCTION AVERAGES

FROM 01 ST TO 24 TH AUGUST 2022	LKR
Uva High Grown	1329.46
Western High Grown	1517.31
Summary of High Grown	1440.00
Uva Medium Grown	1363.23
Western Medium Grown	1194.24
Summary of Medium Grown	1246.25
Summary of Low Grown	1608.88
TOTAL SALE AVERAGE	1516.37



ALL BROKERS PRIVATE SALE FIGURES (FOR THE PERIOD – 22ND TO 27TH AUGUST 2022)

	WEEKLY	TODATE
High & Medium	38,561.00	1,408,621.10
Low	23,008.75	235,003.50
Green Tea	26,728.00	969,726.30
Organic Tea	13,647.00	303,604.43
BMF	147,637.00	4,605,589.00
Direct Sales	-	-
Forward Contract	57,000.00	1,208,240.00





- **Crop and Weather**
- **Crop Figures**
- **Tea News**

CROP AND WEATHER - FOR THE PERIOD OF – 22ND TO 28TH AUGUST 2022



Western

Rainy weather conditions were reported during mornings hours whilst, dull weather conditions prevailed thereafter in Bogowantalawa and Agarapatana. Bright mornings with occasional evening rainfall was recorded throughout the week in Dickoya.



Nuwara Eliya

Bright mornings with evening showers were recorded at the beginning of the week in the Nuwara Eliya district whilst, rainy weather conditions prevailed thereafter. Bright mornings with occasional evening showers were experienced in the Kandapola district.



Uva

Bright mornings with dull evenings were experienced in Badulla whilst, Bright mornings with occasional showers were recorded in Lunugala and Haputale districts.



Low Grown

Scattered showers were reported in Rathnapura and Deniyaya whilst, dry weather conditions were recorded throughout the week in Galle.



Crop

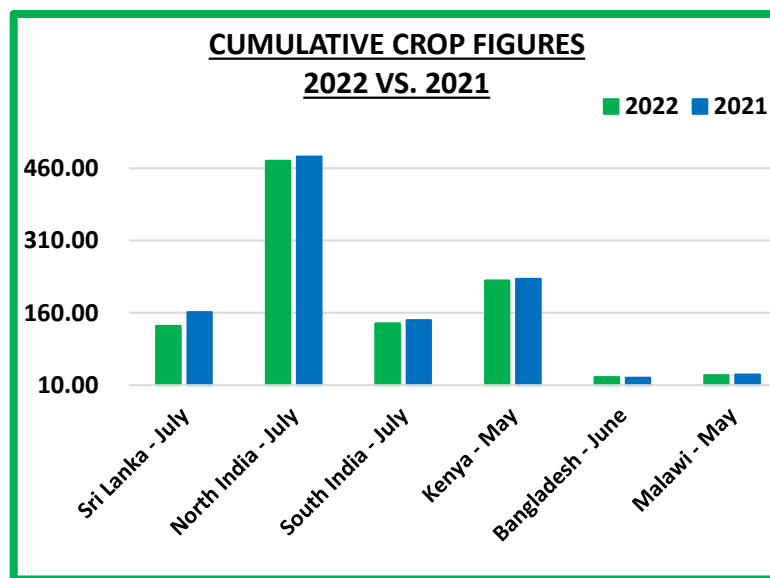
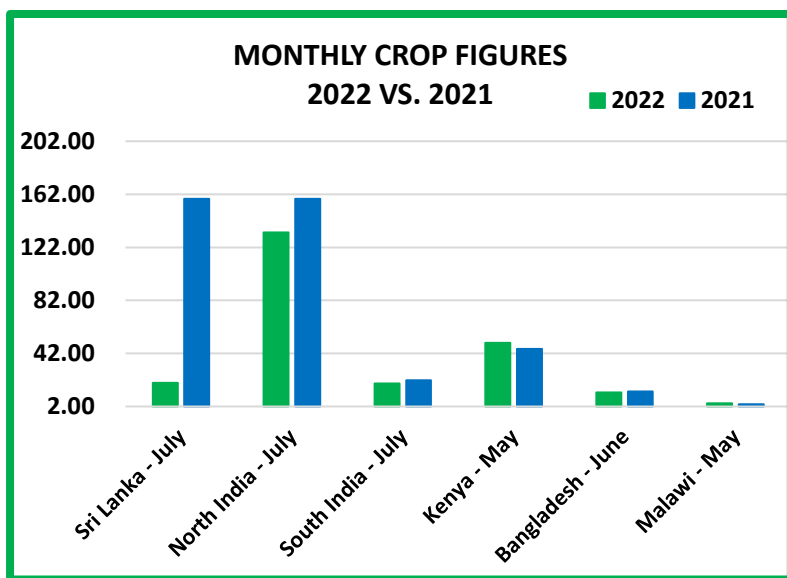
Crop intakes are low.



CROP FIGURES OF MAJOR PRODUCING & EXPORTING COUNTRIES

Country	Month	2022	2021	Cumulative + Inc. / Dec.	Cumulative	2022	2021	Cumulative + Inc. / Dec.
Sri Lanka	July	19.86	26.38	- 6.52	Upto July	153.03	188.09	- 35.06
North India	July	133.33(E)	158.57	- 25.24	Upto July	475.73(E)	483.88	- 8.15
South India	July	19.24(E)	21.88	- 2.64	Upto July	138.21(E)	144.70	- 6.49
Kenya	May	50.09	45.32	+ 4.77	Upto May	227.09	230.60	- 3.51
Bangladesh	June	12.59	13.35	+ 1.27	Upto June	27.06	25.43	+ 1.63
Malawi	May	4.50	3.70	- 0.80	Upto May	30.50	32.40	- 1.90

(E) - Estimated



TEA NEWS AROUND THE GLOBE



CHITTAGONG MARKET

SALE NO.17 – 29TH AUGUST 2022

CTC LEAF: 37,044 packages of Current Season teas on offer met with a stronger demand.

BROKENS: All good liquoring Brokens met with more competition and advanced by Tk.5/- to Tk.10/- over last. Medium and Plain types also saw better demand generally at higher rates particularly the former. Likewise, BLF teas sold well in line with quality but few were withdrawn without bids. There were some withdrawals.

FANNINGS: Best Fannings were a strong feature of the sale and these advanced by Tk.10/- and more following competition. Good and Medium types also met with stronger demand and were mostly dearer by Tk.5/- and more. Plainer types were well absorbed generally at firm to slightly dearer rates. BLF teas sold well in line with quality but few were withdrawn without bids. There were some withdrawals

CTC DUST: 13,301 packages of Current Season teas on offer met with strong demand. Well made good liquoring Dusts sold well at dearer rates following competition compared to last sale. Their Mediums also saw better demand and were dearer by Tk.8/- to Tk.10/- closely following quality. Plain and BLF Dusts sold at Brokers' valuation with a few withdrawals.. Blenders lent strong support with quite fair interest from the Loose tea buyers.

COMMENTS: A lesser weight of tea was on offer which attracted strong competition from all sections of the market. Blenders were very active as well as the Loose tea buyers particularly on the brightest teas on offer. As a result of much increased activity, the prices moved upwards.

Dusts sold at higher price than last.

Our catalogue: (Sale 17) Avg: Tk 224.56, Sold 82.8% & (Sale 16) Avg: Tk 213.34, sold 89.2%.

Quotations – This Week – (In Taka)

Brokens	This Week	Last Week	Fannings	This week	Last Week	Dust	This week	Last Week
Large	212-217 nom	207-212 nom	Best	225-240	220-230	PD	200-231	185-266
Medium	210-222	200-215	Good	215-222	208-215	RD	148-354	140-385
Small	215-225	203-215	Medium	207-212	195-203	D	187-399	158-375
Plain	190-200	180-190	Plain	190-205	185-190	CD	183-450	180-430
BLF	135-170	130-145	BLF	135-170	130-145	BLF	148-205	140-196

Exchange Rates 29th August 2022 Sterling Pound: Tk. 108.5396, dollar: Tk. 93.7365

SOURCE : NATIONAL BROKERS LTD





TEA NEWS AROUND THE GLOBE

SILIGURI MARKET

SALE NO.34 – SALE OF 26TH AUGUST 2022

1. **Market Description :**
 - Good demand for all teas, excepting the best/good+ sorts.
 - Levels eased irregularly barring base levels in the dust category.
 - Domestic trade and major blenders were active. Exporters lent fair support.
 - Percentage of teas selling below rs.100 showed a decline.

2. TOTAL AUCTION WEIGHTED AVERAGE (₹)

	2022-23			2021-22			UPTO SALE - 34		
	SALE - 34	SALE - 33	+/-	SALE - 34	SALE - 33	+/-	2022-23	2021-22	2020-21
CTC	181.80	182.02	-0.22	175.53	171.04	4.48	193.00	193.71	232.78
DUST	183.78	177.91	5.87	162.83	163.02	-0.19	185.99	180.02	223.70
TOTAL	182.06	181.52	0.54	173.79	169.84	3.95	192.18	192.09	231.59

SOURCE: PARCON INDIA PVT LTD

GUWAHATI MARKET

SALE NO.34 – SALE OF 26TH AUGUST 2022

1. **Market description :**
 - Good demand prevailed in all categories.
 - Best/good broken tended easier while better medium sold at firm levels. Medium & cleaner secondaries were well competed for.
 - Premium dust grades sold around last levels while the coloury medium dust were firm to occasionally dearer.
 - HUL operated for cleaner, blacker & liquoring teas. TCPL was active, while western India buyers operated on liquoring sorts at reduced levels.
 - Internal buyers were active with some export enquiry.

2. TOTAL AUCTION WEIGHTED AVERAGE (₹)

	2022-23			2021-22			UPTO SALE - 34		
	SALE - 34	SALE - 33	+/-	SALE - 34	SALE - 33	+/-	2022-23	2021-22	2020-21
CTC	212.39	210.88	1.51	170.41	174.36	-3.96	208.25	197.47	266.69
DUST	211.54	211.12	0.42	171.32	168.32	3.00	205.21	193.21	271.68
TOTAL	212.14	210.95	1.19	170.71	172.29	-1.58	207.39	196.19	268.44

SOURCE: PARCON INDIA PVT LTD





TEA NEWS AROUND THE GLOBE

KOLKATA ORTHODOX / CTC MARKET

SALE NO.34 – SALE OF 26TH AUGUST 2022

1. Market Description :

- Strong demand.
- Levels were irregular and lower, particularly for better whole leaf.
- Improved enquiry seen on bps.
- Leafy Fannings , cleaner secondaries and the few tippy sorts on offer were readily absorbed.
- Exporters to the middle east and cis active. Selective enquiry from TCPL and HUL.

	WHOLE LEAF		BROKENS		FANNINGS
TIPPY RANGE	600-1400+		440-500+		NQ
	1ST LINE	2ND LINE	LARGER	SMALLER	LEAFY
BEST	500-560+	450-480+	385-415+	380-420+(N)	320-345+
GOOD	420-470	400-430	350-370	345-365	265-300
MEDIUM	370-410	350-380	310-340	310-335	170-250

1. Market description :

- Demand: good.
- Best / good+ Assams were barely steady and at times lower, more so in the dust segment.
- Medium/better medium & common/plainer sorts sold at fully firm rates, with improved participation seen from TCPL on this segment.
- Liquoring secondaries sold well with competition.
- Major blenders mainstay with support from WI, exporters and other sections of the trade.
- All teas sold average for the week is higher by more than Rs.38/-, when compared to the same sale of last year.

2. TOTAL AUCTION WEIGHTED AVERAGE (₹)

	2022-23			2021-22			UPTO SALE - 34		
	SALE - 34	SALE - 33	+/-	SALE - 34	SALE - 33	+/-	2022-23	2021-22	2020-21
CTC	245.96	240.53	5.43	211.14	220.19	-9.05	234.26	218.73	283.66
DUST	257.42	266.00	-8.58	209.04	222.46	-13.42	256.56	220.37	301.99
TOTAL	249.05	247.93	1.13	210.52	220.86	-10.34	240.43	219.18	289.07

SOURCE: PARCON INDIA PVT LTD



UPCOMING AUCTION DETAILS

Auction No.	36		35	
Dates	13 TH / 14 TH September 2022		06 TH / 07 TH September 2022	
	No. of Lots	Qty – kg	No. of Lots	Qty – kg
Ex-Estate	510	566,130	456	510,023
Main Sale Total	7,979	3,687,610	8,096	3,709,667
High & Medium	1,034	480,430	1,043	481,323
Low Grown – Leafy	1,615	621,048	1,643	614,500
Low Grown – Semi Leafy	1,035	425,080	1,008	401,168
Low Grown Tippy	1,690	819,100	1,576	757,094
Premium / Flowery	376	59,629	367	56,689
Off Grades	1,881	978,325	2,076	1,067,921
Dust	348	303,998	383	330,972
Grand Total	8,489	4,253,740	8,552	4,219,690
Reprints	593	299,694	512	283,632
Total No. of Lots on Offer	8,489		8,552	
Total Quantity on Offer (kg)	4,253,740		4,219,690	



SCHEDULED CLOSING DATES

Auction No.	Date of Sale	Ex-Estate	Main Sale
37	20 th / 21 st September 2022	01/09/2022	01/09/2022
38	27 th / 28 th September 2022	08/09/2022	08/09/2022
39	04 th / 05 th October 2022	15/09/2022	15/09/2022

PROMPT DATES

Auction No.	Buyers	Sellers
35	13/09/2022	14/09/2022
36	20/09/2022	21/09/2022
37	27/09/2022	28/09/2022



ORDER OF SALE (SALE NO. 35 – 06TH / 07TH SEPTEMBER 2022)

Main Sale Order – 1 (Leafy / Semi Leafy / Tippy / Premium / 1A)	Main Sale Order – 2 (H & M / Off Grade / Dust)	Ex-Estate
Forbes & Walker Tea Brokers (Pvt) Ltd	Bartleet Produce Marketing (Pvt) Ltd	Forbes & Walker Tea Brokers (Pvt) Ltd
Bartleet Produce Marketing (Pvt) Ltd	Forbes & Walker Tea Brokers (Pvt) Ltd	Eastern Brokers. Ltd.
Ceylon Tea Brokers PLC	Mercantile Produce Brokers (Pvt) Ltd	Bartleet Produce Marketing (Pvt) Ltd
Eastern Brokers. Ltd.	Asia Siyaka Commodities PLC	Mercantile Produce Brokers (Pvt) Ltd
Asia Siyaka Commodities PLC	JOHN KEELLS PLC	Asia Siyaka Commodities PLC
Lanka Commodity Brokers Ltd	Eastern Brokers. Ltd.	Lanka Commodity Brokers Ltd
JOHN KEELLS PLC	Ceylon Tea Brokers PLC	Ceylon Tea Brokers PLC
Mercantile Produce Brokers (Pvt) Ltd	Lanka Commodity Brokers Ltd	JOHN KEELLS PLC

[DB : HR / SG]





“

Don't be pushed around by the fears in your mind. Be led by the dreams in your heart.

— *Roy T. Bennett*

”