



# TEA MARKET REPORT

## JOHN KEELLS PLC

**SALE NO.35 – 05<sup>TH</sup> / 06<sup>TH</sup> SEPTEMBER 2023**

# ORDER OF SALE (SALE NO. 35 – 05<sup>TH</sup> / 06<sup>TH</sup> SEPTEMBER 2023)

Main Sale Order – 1 (Leafy / Semi Leafy / Tippy / Premium / 1A)	Main Sale Order – 2 (H & M / Off Grade / Dust)	Ex-Estate
LANKA COMMODITY BROKERS LTD	BARTLEET PRODUCE MARKETING (PVT) LTD	EASTERN BROKERS. LTD.
<b>JOHN KEELLS PLC</b>	FORBES & WALKER TEA BROKERS (PVT) LTD	FORBES & WALKER TEA BROKERS (PVT) LTD
BARTLEET PRODUCE MARKETING (PVT) LTD	MERCANTILE PRODUCE BROKERS (PVT) LTD	<b>JOHN KEELLS PLC</b>
CEYLON TEA BROKERS PLC	ASIA SIYAKA COMMODITIES PLC.	CEYLON TEA BROKERS PLC
FORBES & WALKER TEA BROKERS (PVT) LTD	<b>JOHN KEELLS PLC</b>	LANKA COMMODITY BROKERS LTD
EASTERN BROKERS. LTD.	EASTERN BROKERS. LTD.	ASIA SIYAKA COMMODITIES PLC.
MERCANTILE PRODUCE BROKERS (PVT) LTD	CEYLON TEA BROKERS PLC	BARTLEET PRODUCE MARKETING (PVT) LTD
ASIA SIYAKA COMMODITIES PLC.	LANKA COMMODITY BROKERS LTD	MERCANTILE PRODUCE BROKERS (PVT) LTD



## AUCTION DETAILS

Auction No.	35	
Dates	05 <sup>th</sup> / 06 <sup>th</sup> September 2023	
	No. of Lots	Qty – kg
Ex Estate	621	681,477
Main Sale Total	9,217	4,447,224
High & Medium	1,242	549,532
Low Grown - Leafy	1,696	657,954
Low Grown - Semi Leafy	1,440	650,232
Low Grown Tippy	1,792	890,894
Premium / Flowery	308	51,059
Off Grades	2,246	1,174,213
Dust	493	473,340
Grand Total	9,838	5,128,701
Reprints	459	261,110
<b>Total No. of Lots Offered</b>	<b>9,838</b>	
<b>Total Quantity Offered (kg)</b>	<b>5,128,701</b>	

## PROMPT DATES

Auction No.	Buyers	Sellers
35	12/09/2023	13/09/2023



# COMMENTS



The Auction averages for the month of August 2023 recorded at Rs.1,110.54, is a decline of Rs.397.67 in comparison to August 2022 which was at Rs.1,508.21. When analyzing the respective elevations, the High Grown recorded an average of Rs.944.14 which is a negative variance of Rs.444.12 in comparison to Rs.1,388.26 in August last year. The Medium Grown too recorded a negative variance of Rs.282.15 with an average of Rs.953.99 when compared to Rs.1,236.14 in August 2022. Similarly, the Low Grown recorded a negative variance of Rs.404.76 with an average of Rs.1,211.48 in comparison to Rs.1,616.24 in August last year.

The 0.68Mkg of Ex-Estate teas on offer met with irregular demand. A selection of well-made western High Grown BOPs appreciated following special inquiry, however the others together with the below best and plainer varieties declined. Selected range of well-made High Grown BOPF gained following special inquiry, however the others were barely steady, the below best and plainer varieties were irregularly lower at times. Nuwara Eliya BOPs were irregular following quality, the BOPFs were firm to dearer at times. Well-made Uda Pusellawa BOPs were firm, the below best sorts appreciated. Well-made Uda Pusellawa BOPFs together with the below best varieties too appreciated. Uva BOPs were mostly firm, the BOPFs appreciated marginally. Low grown CTC BP1s were firm to dearer at times, the high and medium sorts were firm. The Low Grown CTC PF1s were mostly firm, the high and medium sorts were tending irregular.

The 2.2Mkg of Low Grown teas on offer met with good demand. In the Leafy segment, OP/OPA's were dearer. OP1s met with good demand. BOP1s were firm on last levels. Well-made PEKs were firm on last levels, PEK1s were marginally lower. In the Small Leaf segment, FBOPs were lower. Well-made FF1s declined a few rupees, others too followed a similar trend. FF varieties showed reasonable interest. BOPF.SP, BOPF, BOP.SP and BOP grades met with lower demand. Premium flowery teas were firm.

Turkey, Russia and the C.I.S countries lent fair support. Iran showed continuous support. Libya and Iraq were active.







## MARKET DESCRIPTION

### Western Teas

A small selection of Western High Grown BOPs gained Rs.50/- to Rs.100/-, the others together with the below best and poorer sorts declined irregularly. A few select best Western High Grown BOPFs were firm to Rs.50/- to Rs.100/- dearer at times following special inquiry, the below best and plainer varieties barely maintained last levels and were tending irregular. Medium BOPs appreciated Rs.50/- to Rs.100/- at times, the BOPFs too were Rs.20/- to Rs.40/- dearer.

### Nuwara Eliya Teas

BOPs were irregularly dearer following quality, the BOPFs too followed a similar trend.

### Uva Teas

Uva BOPs were firm, the BOPFs appreciated Rs.20/- to Rs.40/-. Well-made Uda Pussellawa BOPs were firm, the below best sorts appreciated Rs.50/- to Rs.80/- at times. Well-made Uda Pussellawa BOPFs were firm to a little dearer, the below best sorts appreciated Rs.50/- to Rs.100/-.

### CTC Teas

Low Grown CTC BP1s were firm, the High and Medium sorts appreciated marginally at times. Low Grown PF1s were mostly firm on last levels, High and Medium sorts were tending irregular.

## QUOTATIONS

	BOP – RS.	BOPF – RS.
Good Westerns	1280 – 1400	1340 – 1500
Average Westerns	1100 – 1260	1100 – 1320
Plainer Westerns	750 – 1080	920 – 1080
Western Mediums	750 – 1700	770 – 870
Uva Teas	760 – 1500	1020 – 2050
Nuwara Eliya Teas	1000 – 1200	1000 – 1280
Uda Pussellawa Teas	740 – 960	840 – 1220
CTC (BP1 and PF1)	690 – 1160	700 – 2000





# MARKET DESCRIPTION

## Low Grown

Select best OP1s were firm to dearer, other well-made OP1s too gained by Rs.50/- to Rs.100/-, secondaries sold with improved demand. Better twisted OPs were mostly dearer, others too met with good demand. All OPAs gained by Rs.50/- to Rs.100/-. Better twisted BOP1s were firm to dearer, others met with fair demand. All Pekoes were firm on last levels. Shotty Pekoe1s were lower, others gained from last levels.

Select best and best BOPs were lower to last by Rs.40/- to Rs.50/-, below best and secondary types were firm. BOP.SP.s and BOPF.SP.s met with lower demand. BOPFs followed a similar trend. Select best and best FBOPF1s were lower by Rs.80/- to Rs.100/-, below best types were irregularly lower, secondary types were firm. Well-made FBOPs in the select best category were firm, best and below best types were lower by Rs.40/- to Rs.60/- and more following quality, secondary types were firm. FBOPF varieties met with lower demand. All Premium Flowery teas met with reasonable demand.

## Off Grades

Select best and best Fgs1s appreciated by Rs.20/- to Rs.40/- and more at times, below best and poorer sorts were dearer by Rs.20/- to Rs.30/-. Select best and best BMs were firm to dearer by Rs.10/- to Rs.20/- and more at times, below best and poorer types maintained on last levels. Select best and best BPs appreciated by Rs.20/- to Rs.30/-, below best and poorer types maintained on last levels. Select best BOP1As were lower by Rs.100/- to Rs.200/-. Best types were lower by Rs.50/- to Rs.100/-, below best types were lower by Rs.10/- to Rs.20/-, whilst poorer sorts maintained on last levels.

## Dust

Select best and best Dust1s were firm to dearer by Rs.10/- to Rs.20/-, below best and poorer types were firm. High and Medium CTCs were firm on last. Low Grown CTCs showed an irregular demand. Low Grown Dust / Dust1s were dearer by Rs.50/- to Rs.80/-.



# QUOTATIONS

	Select Best	Best	Below Best	Others
<b>LIQUORING</b>				
DUST-1	1150.00 - 1800.00	950.00 - 1140.00	750.00 - 940.00	650.00 - 740.00
<b>OFF GRADES</b>				
FGS1	1000.00 - 1240.00	800.00 - 990.00	720.00 - 790.00	670.00 - 710.00
FGS	800.00 - 890.00	750.00 - 790.00	640.00 - 740.00	530.00 - 630.00
<b>LOW GROWNS</b>				
FBOPF / FFSP / FFEXSP	2200.00 - 3000.00	1600.00 - 2000.00	1250.00 - 1550.00	1000.00 - 1200.00
BOP	1600.00 - 2000.00	1250.00 - 1400.00	1000.00 - 1200.00	850.00 - 980.00
BOPSP	1450.00 - 1800.00	1200.00 - 1400.00	900.00 - 1100.00	750.00 - 850.00
BOPF	1200.00 - 1500.00	900.00 - 1000.00	800.00 - 880.00	700.00 - 790.00
FBOPF1	1500.00 - 1600.00	1300.00 - 1400.00	1150.00 - 1280.00	800.00 - 1000.00
FBOP	1800.00 - 2200.00	1500.00 - 1700.00	1150.00 - 1400.00	900.00 - 1140.00
BOP1	1950.00 - 3300.00	1750.00 - 1900.00	1200.00 - 1650.00	960.00 - 1050.00
OP1	3000.00 - 3700.00	2150.00 - 2950.00	1650.00 - 2100.00	1000.00 - 1600.00
OP	1500.00 - 1800.00	1420.00 - 1480.00	1220.00 - 1400.00	1000.00 - 1150.00
OPA	1320.00 - 2100.00	1240.00 - 1300.00	1100.00 - 1220.00	850.00 - 1050.00
PEKOE	1850.00 - 2200.00	1600.00 - 1750.00	1250.00 - 1550.00	1000.00 - 1200.00
PEKOE1	1850.00 - 2350.00	1500.00 - 1750.00	1250.00 - 1450.00	1000.00 - 1200.00
DUST / DUST1	1100.00 - 1500.00	900.00 - 1050.00	800.00 - 890.00	650.00 - 790.00



# EXCHANGE RATES

The average rates currencies quoted on 06<sup>th</sup> September 2023 at 9.30 a.m. by Commercial Banks in Colombo for Telegraphic Transfers (TT).

Currency	Buy Rate	Sell Rate
USD	315.93	327.51
EURO	337.31	353.47
GBP	395.75	413.37





- **Top Prices**
- **Colombo Auction Averages**
- **All Brokers Private Sale Figures**



# TOP PRICES (SALE NO. 35 – 05<sup>TH</sup> / 06<sup>TH</sup> SEPTEMBER 2023)



WESTERN HIGH			
BOP		Somerset	1400.00
BOPSP		Queensberry	1380.00
BOPF/BOPFSP		Mattakelle	1500.00
		Wattegodde	1500.00
FBOP/FBOP1		Queensberry	1550.00
FBOPF/FBOPF1	*	<b>St Andrews</b>	<b>1480.00</b>
BOP1	*	<b>St Andrews</b>	<b>1850.00</b>
OP/OPA	*	<b>St Andrews</b>	<b>1320.00</b>
OP1	*	<b>Venture</b>	<b>1480.00</b>
PEKOE/PEKOE1		Queensberry	1700.00

UVA HIGH			
BOP	*	<b>Uva Highlands</b>	<b>1020.00</b>
BOPSP	*	<b>Needwood Black</b>	<b>870.00</b>
BOPF/BOPFSP	*	<b>Nayabedde</b>	<b>1220.00</b>
FBOP/FBOP1		Gonamotawa	1600.00
FBOPF/FBOPF1		Glenanore	1420.00
		Gonamotawa	1420.00
BOP1		Craig	1420.00
OP/OPA		Gonamotawa	1240.00
OP1		Ampittiakande	1060.00
PEKOE/PEKOE1		Glenanore	1800.00

NUWARA ELIYA			
BOP	*	<b>Lovers Leap</b>	<b>1200.00</b>
		Mahagastotte	1200.00
BOPSP		-	-
BOPF/BOPFSP		Mahagastotte	1280.00
FBOP/FBOP1		Court Lodge	1400.00
OP/OPA	*	<b>Kenmare</b>	<b>860.00</b>
PEKOE/PEKOE1	*	<b>Lovers Leap</b>	<b>1420.00</b>

WESTERN MEDIUM			
BOP	*	<b>Nayapane</b>	<b>1700.00</b>
BOPSP		Windsorforest	1480.00
		Doombagastalawa	1480.00
BOPF/BOPFSP		Ancoombra	1120.00
FBOP/FBOP1		Craighead	1900.00
		Harangalla	1900.00
		Dartry Valley	1900.00
FBOPF/FBOPF1		Dartry Valley	1700.00
BOP1		Dartry Valley	2450.00
OP/OPA		Hatale	1600.00
OP1		New Rothschild	1550.00
PEKOE/PEKOE1		Harangalla	1900.00

UVA MEDIUM			
BOP	*	<b>Halpewatte Uva</b>	<b>1550.00</b>
BOPSP		Demodera 'S'	1280.00
BOPF/BOPFSP		St.James	2000.00
FBOP/FBOP1		Halpewatta Uva	1850.00
FBOPF/FBOPF1		Dickwella	1650.00
BOP1		Misty-Uva	1480.00
OP/OPA		Blossoms Uva Tea	1280.00
OP1	*	<b>Halpewatte Uva</b>	<b>1500.00</b>
PEKOE/PEKOE1		Aruna Passara	1900.00

CTC LOW			
PF1	*	<b>Hingalgoda CTC</b>	<b>2000.00</b>
BP1		Suduwelipothahena CTC	1140.00
BPS		-	
OF	**	<b>Peakwatta CTC</b>	<b>740.00</b>

UDA PUSSELLAWA			
BOP		Kirklees	960.00
BOPSP		Blairlomond	800.00
BOPF/BOPFSP		Luckyland	1220.00
FBOP/FBOP1		Alma	1480.00
FBOPF/FBOPF1		Alma	1440.00
BOP1		-	-
OP/OPA		Gampaha	1260.00
OP1		Gampaha	1020.00
PEKOE/PEKOE1		Alma	1850.00

CTC HIGH			
PF1		Dunsinane CTC	1160.00
BP1		Dunsinane CTC	1160.00
BPS		Dunsinane CTC	980.00
OF		-	

CTC MEDIUM			
PF1	**	<b>New Peacock CTC</b>	<b>1060.00</b>
BP1		Donside CTC	920.00
BPS		Donside CTC	890.00
OF		-	



# TOP PRICES (SALE NO. 35 – 05<sup>TH</sup> / 06<sup>TH</sup> SEPTEMBER 2023)



LOW			
BOP		Golden Garden	2400.00
BOPSP		KDU Super	1950.00
BOPF		Sithaka	1650.00
BOPFSP		Talgaswella	1550.00
FBOP		Hidellana	2450.00
FBOP1		Kolonna Super	1950.00
		Wattahena	1950.00
FBOPF		Sithaka	1850.00
		Hidellana	1850.00
FBOPF1		Makandura	1750.00
BOP1		New Vithanakanda	3300.00
		Pothotuwa	3300.00
OP1		Lumbini	3700.00
		New Vithanakanda	3700.00
		Sithaka	3700.00
OP		Wattahena	1800.00
OPA		Lumbini	2100.00
PEKOE		Lumbini	2200.00
PEKOE1		A C U Super	2350.00

PREMIUM			
FBOPFSP		Millawitiya Super	2700.00
FBOPFEXSP		Nil Kandura	3000.00
		Lions	3000.00
		Lickra	3000.00
FBOPFEXSP1		Danawala	3100.00

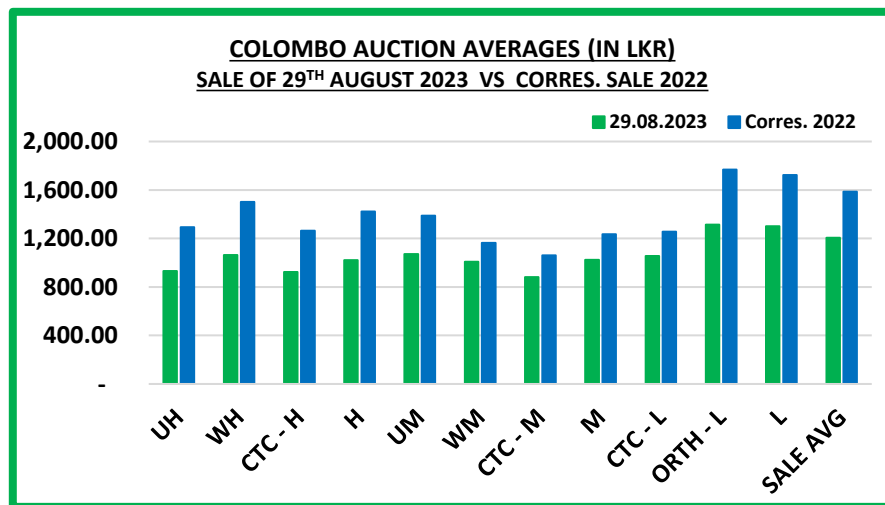
DUST			
DUST1		Mattakelle	1800.00
P.DUST		Kalubowitiyana CTC	1360.00

OFF GRADES			
FNGS/FNGS1	*	<b>Mattakelle</b>	<b>1240.00</b>
PFNGS	*	<b>Hingalgoda CTC</b>	<b>1700.00</b>
BM		Kurunduwatta	1400.00
BP		Hidellana	1280.00
	*	<b>Bogoda</b>	<b>1240.00</b>
BOP1A		Goorookoya Super	1420.00

**\*\* MORE THAN ONE TOP PRICE OBTAINED**  
**\* TEAS SOLD BY JOHN KEELLS PLC**  
**+ ALL TIME RECORD PRICE**  
**++ ALL TIME RECORD PRICE EQUALED**

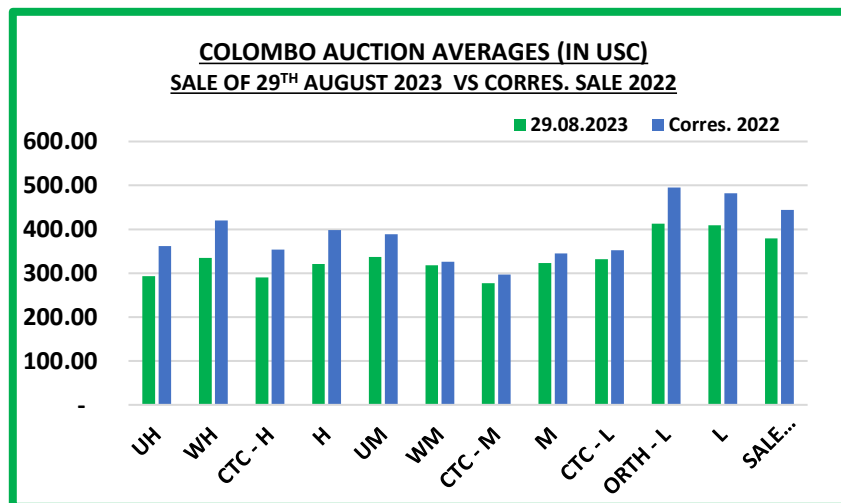


# COLOMBO AUCTION AVERAGES



	Sale of 23/08/2023 In LKR	Sale of 29/08/2023 In LKR	Corres. 2022 In LKR
Uva High Grown	956.53	931.96	1293.70
Western High Grown	1036.31	1064.07	1502.35
CTC High Grown	907.73	922.87	1263.74
<b>Summary of High Grown</b>	<b>1006.34</b>	<b>1020.39</b>	<b>1422.56</b>
Uva Medium Grown	1048.33	1071.94	1389.25
Western Medium Grown	964.46	1009.31	1163.56
CTC Medium Grown	894.34	881.40	1061.61
<b>Summary of Medium Grown</b>	<b>990.88</b>	<b>1025.15</b>	<b>1234.05</b>
CTC Low Grown	1031.56	1055.62	1257.25
Orthodox Low Grown	1297.53	1313.72	1769.31
<b>Summary of Low Grown</b>	<b>1282.28</b>	<b>1300.34</b>	<b>1723.47</b>
<b>TOTAL SALE AVERAGE</b>	<b>1178.62</b>	<b>1205.19</b>	<b>1585.36</b>

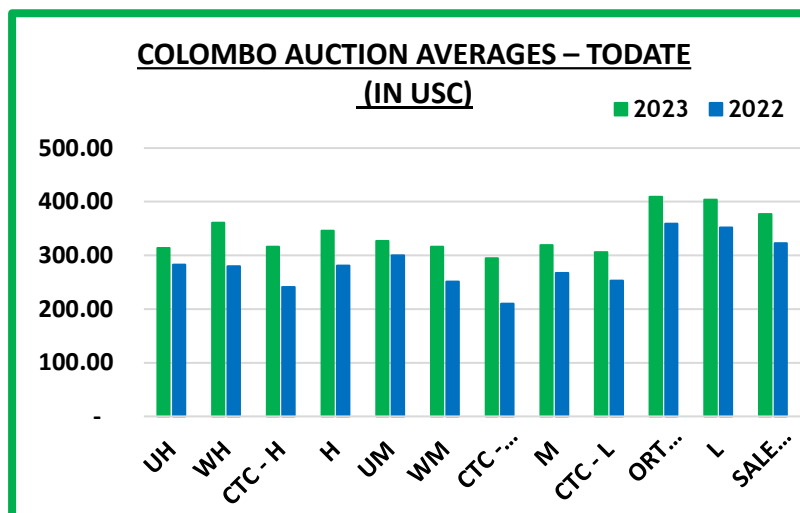
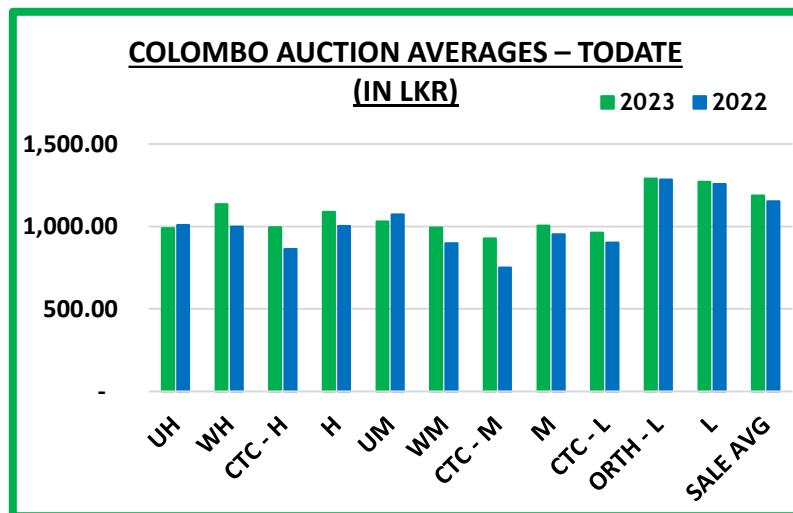
# COLOMBO AUCTION AVERAGES



	Sale of 23/08/2023 In USC	Sale of 29/08/2023 In USC	Corres. 2022 In USC
Uva High Grown	301	293	362
Western High Grown	326	335	420
CTC High Grown	286	290	354
<b>Summary of High Grown</b>	<b>317</b>	<b>321</b>	<b>398</b>
Uva Medium Grown	330	337	389
Western Medium Grown	304	318	326
CTC Medium Grown	282	277	297
<b>Summary of Medium Grown</b>	<b>312</b>	<b>323</b>	<b>345</b>
CTC Low Grown	325	332	352
Orthodox Low Grown	409	413	495
<b>Summary of Low Grown</b>	<b>404</b>	<b>409</b>	<b>482</b>
<b>TOTAL SALE AVERAGE</b>	<b>371</b>	<b>379</b>	<b>444</b>



# COLOMBO AUCTION AVERAGES



January to Date (Sale No.34)	2023 LKR	2022 LKR	2023 USC	2022 USC
Uva High Grown	989.71	1009.79	314	283
Western High Grown	1135.77	999.85	361	280
CTC High Grown	995.33	862.86	316	241
<b>Summary of High Grown</b>	<b>1089.12</b>	<b>1003.16</b>	<b>346</b>	<b>281</b>
Uva Medium Grown	1030.69	1073.12	327	300
Western Medium Grown	994.35	897.75	316	251
CTC Medium Grown	927.84	751.86	295	210
<b>Summary of Medium Grown</b>	<b>1006.07</b>	<b>953.04</b>	<b>319</b>	<b>267</b>
CTC Low Grown	963.14	902.87	306	253
Orthodox Low Grown	1289.48	1283.65	409	359
<b>Summary of Low Grown</b>	<b>1271.58</b>	<b>1257.70</b>	<b>404</b>	<b>352</b>
<b>TOTAL SALE AVERAGE</b>	<b>1188.39</b>	<b>1152.73</b>	<b>377</b>	<b>323</b>





# COLOMBO AUCTION AVERAGES

FROM 02 <sup>ND</sup> TO 29 <sup>TH</sup> AUGUST 2023	LKR
Uva High Grown	925.37
Western High Grown	974.51
<b>Summary of High Grown</b>	<b>955.79</b>
Uva Medium Grown	1011.36
Western Medium Grown	919.09
<b>Summary of Medium Grown</b>	<b>948.54</b>
<b>Summary of Low Grown</b>	<b>1215.31</b>
<b>TOTAL SALE AVERAGE</b>	<b>1117.51</b>





# NATIONAL ELEVATIONAL AVERAGES

## NATIONAL ELEVATIONAL AVERAGES – AUGUST 2023

Elevation	MONTH		TODATE	
	QUANTITY - KG	AVERAGE - RS. / KG	QUANTITY - KG	AVERAGE - RS. / KG
<b>ORTHODOX</b>				
UVA-HIGH	2,011,035	920.93	11,905,763	996.28
WESTERN-HIGH	2,816,840	990.70	22,395,302	1,162.34
UVA-MEDIUM	1,306,303	1,002.42	9,210,240	1,026.09
WESTERN-MEDIUM	1,953,329	967.24	13,527,601	1,026.80
LOW	14,736,415	1,236.73	97,158,658	1,291.90
<b>TOTAL</b>	<b>22,823,922</b>	<b>1,142.07</b>	<b>154,197,563</b>	<b>1,211.12</b>
<b>CTC</b>				
UVA-HIGH	46,260	964.92	408,597	1,168.33
WESTERN-HIGH	440,604	850.04	2,601,825	997.43
WESTERN-MEDIUM	824,309	806.82	5,628,580	923.03
LOW	1,165,449	965.81	8,654,782	961.46
<b>TOTAL</b>	<b>2,476,622</b>	<b>892.28</b>	<b>17,293,784</b>	<b>959.25</b>
<b>OTH/CTC</b>				
UVA-HIGH	2,057,295	921.92	12,314,360	1,001.99
WESTERN-HIGH	3,257,444	971.67	24,997,127	1,145.18
UVA-MEDIUM	1,306,303	1,002.42	9,210,240	1,026.09
WESTERN-MEDIUM	2,777,638	919.63	19,156,181	996.31
LOW	15,901,864	1,216.87	105,813,440	1,264.87
<b>TOTAL</b>	<b>25,300,544</b>	<b>1,117.61</b>	<b>171,491,347</b>	<b>1,185.72</b>
<b>GREEN</b>				
UVA-HIGH	49,023	1,229.94	327,216	1,311.73
WESTERN-HIGH	46,628	1,279.12	418,080	1,456.65
UVA-MEDIUM	45,523	1,297.26	304,357	1,535.73
WESTERN-MEDIUM	52,037	1,318.54	332,581	1,416.24
LOW	900	570.00	2,600	3,910.26
<b>TOTAL</b>	<b>194,111</b>	<b>1,278.23</b>	<b>1,384,834</b>	<b>1,434.69</b>



# NATIONAL ELEVATIONAL AVERAGES – Continued;

<b>ORGANIC TEAS</b>				
UVA-HIGH	31,735	1,272.95	211,667	1,417.66
WESTERN-HIGH	780	2,370.00	29,302	1,508.48
WESTERN-MEDIUM	7,996	1,145.37	142,698	1,650.04
LOW	0	0.00	43,405	3,224.14
<b>TOTAL</b>	<b>40,511</b>	<b>1,268.89</b>	<b>427,072</b>	<b>1,685.14</b>
<b>SPECIAL TEA</b>				
UVA-HIGH	66	23,575.76	537	17,896.19
WESTERN-HIGH	388	24,872.49	12,451	6,561.73
UVA-MEDIUM	28	27,982.14	287	16,538.92
WESTERN-MEDIUM	3,741	1,872.23	70,537	1,688.27
LOW	236	25,072.03	2,038	20,195.05
<b>TOTAL</b>	<b>4,459</b>	<b>5,587.55</b>	<b>85,850</b>	<b>2,985.46</b>
<b>BLACK TEA SALES FROM REFUSE TEA PROCESSING CENTRES</b>				
UVA-HIGH	92,873	637.03	555,306	702.92
WESTERN-HIGH	243,944	667.86	1,404,442	775.90
UVA-MEDIUM	14,500	718.14	81,930	748.54
WESTERN-MEDIUM	17,040	676.08	130,003	698.50
LOW	177,796	700.64	957,739	745.16
<b>TOTAL</b>	<b>546,153</b>	<b>674.88</b>	<b>3,129,420</b>	<b>749.61</b>
<b>COMPOSITE NATIONAL AVERAGES</b>				
HIGH GROWN	5,780,176	944.14	40,270,487	1,090.60
MEDIUM GROWN	4,224,806	953.99	29,428,813	1,018.93
LOW GROWN	16,080,796	1,211.48	106,819,222	1,261.43
<b>ALL TEA AVERAGE</b>	<b>26,085,778</b>	<b>1,110.54</b>	<b>176,518,523</b>	<b>1,182.03</b>



# ALL BROKERS PRIVATE SALE FIGURES (FOR THE PERIOD – 28<sup>TH</sup> AUGUST TO 02<sup>ND</sup> SEPTEMBER 2023)

	WEEKLY	TODATE
High & Medium	36,236.00	1,464,174.90
Low	9,852.00	368,637.10
Green Tea	31,579.00	1,161,591.00
Organic Tea	5.00	399,659.36
BMF	60,454.00	1,827,088.00
Direct Sales	-	-
Forward Contract	25,000.00	1,902,008.00





- **Crop and Weather**
- **Crop Figures**
- **Tea News**
- **Tea Sale Arrangements**

## CROP AND WEATHER - FOR THE PERIOD OF – 28<sup>TH</sup> AUGUST TO 03<sup>RD</sup> SEPTEMBER 2023



### **Western**

Dull weather conditions with occasional showers were experienced in Dickoya, Talawakelle and Agarapatana districts.



### **Nuwara Eliya**

Bright weather conditions were reported at the beginning of the week in the Nuwara Eliya district whilst rainy weather conditions prevailed thereafter. Rainfall was experienced throughout the week in Kandapola.



### **Uva**

Dull weather conditions were recorded at the beginning of the week in Haputale, Lunugala and Badulla districts whilst rainy weather conditions prevailed thereafter.



### **Low Grown**

Rainy weather conditions were experienced throughout the week in Deniyaya, Galle and Rathnapura.



### **Crop**

Crop intakes are low.

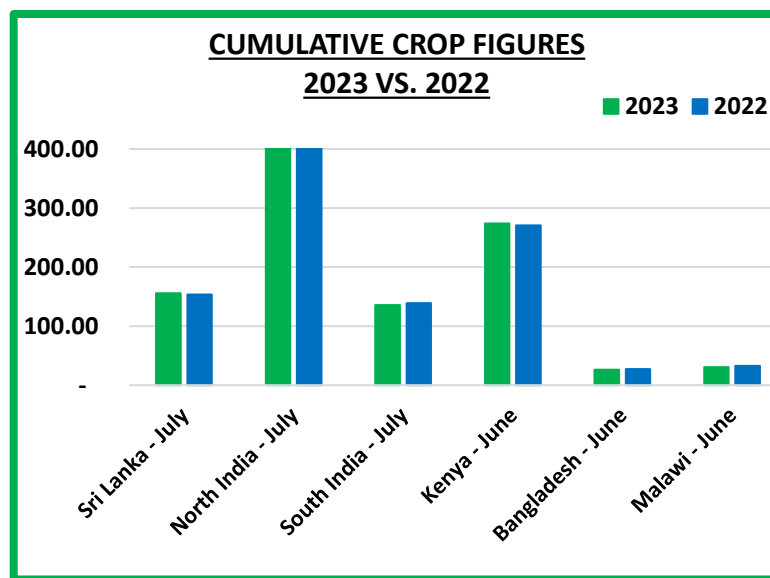
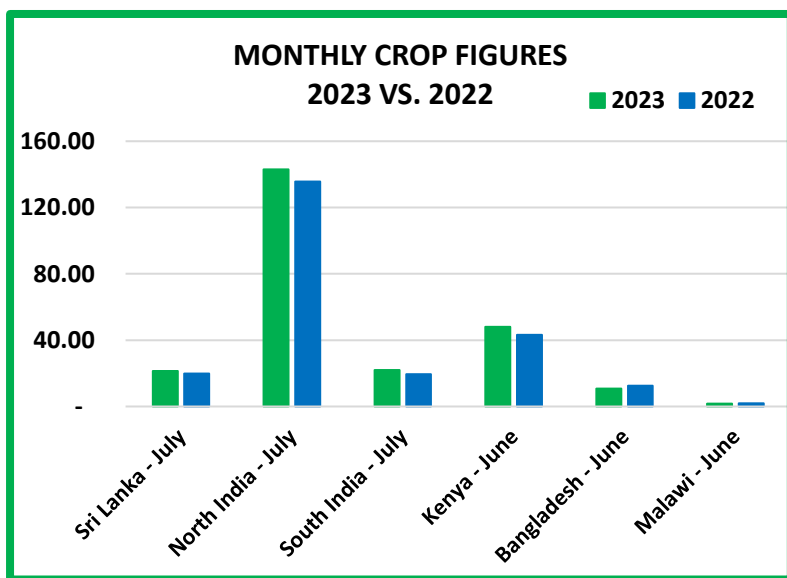




# CROP FIGURES OF MAJOR PRODUCING & EXPORTING COUNTRIES

Country	Month	2023	2022	Cumulative + Inc. / Dec.	Cumulative	2023	2022	Cumulative + Inc. / Dec.
Sri Lanka	July	21.37	19.86	+ 1.51	Upto July	155.82	153.03	+ 2.79
North India	July	143.05(E)	135.77	+ 7.28	Upto July	487.60(E)	482.92	+ 4.68
South India	July	21.96(E)	19.52	+ 2.44	Upto July	135.68(E)	139.10	- 3.42
Kenya	June	48.12	43.26	+ 4.86	Upto June	273.64	270.36	+ 3.28
Bangladesh	June	10.72	12.59	- 1.87	Upto June	26.44	27.06	- 0.62
Malawi	June	1.64	1.91	- 0.27	Upto June	30.53	32.42	- 2.29

(E) - Estimated



# TEA NEWS AROUND THE GLOBE

## MOMBASA MARKET

SALE NO. 36 – SALE OF 04<sup>TH</sup>, 05<sup>TH</sup> & 06<sup>TH</sup> SEPTEMBER 2023

There was good general demand for the 213,150 packages (14,281,149.00 kilos) on offer with 43.01% neglected.

### OFFERINGS

Leaf Grades	-	116,720 packages (7,654,372.00 kilos) – 48.66% unsold.
Dust Grades	-	73,580 packages (5,469,707.00 kilos) – 39.09% unsold.
Secondary Grades	-	22,850 packages (1,157,070.00 kilos) – 26.78% unsold.

### MARKETS

**Kazakhstan** and **other CIS states** lent strong support with more enquiry from **Afghanistan**. There was maintained interest from **Pakistan Packers, Bazaar, UK, Yemen** and **other Middle Eastern countries** while **Egyptian Packers** were active but at lower levels. **Russia** were less active with **Local Packers** lending more support. **Sudan** and **Iran** were quiet while **Somalia** maintained activity at the lower end of the market.

### LEAF GRADES (M2)

#### BP1:

**Best** – Were a strong feature at firm to USC43 dearer and select invoices appreciated by USC60 and USC120.

**Brighter** – Varied between steady to USC48 dearer to easier by up to USC18 and select invoices shed up to USC59.

**Mediums** – KTDA mediums were absorbed at reserve prices while plantation mediums ranged between USC16 dearer to easier by up to USC23 and some teas remained unsold.

**Lower Medium** – Irregular varying between steady to USC36 dearer to USC30 below previous levels.

**Plainer** – Firm to USC26 above last rates to easier by up USC16.

#### PF1:

**Best** – Varied between firm to USC47 dearer to easier by up to USC23.

**Brighter** – Some teas gained by up to USC24 but a number of lines lost up to USC11.

**Mediums** – KTDA mediums were irregular ranging between steady to USC17 dearer for a few lines to mostly easier by up to USC18. Plantation mediums were firm to USC16 below last prices.

**Lower Medium** – Were irregular varying between steady to USC27 dearer to easier by up to USC28.

**Plainer** – Ranged between USC10 dearer to USC11 below last levels.

### DUST GRADES (M1)

#### PDUST:

**Best** – Were irregularly dearer by up to USC32 but some teas shed up to USC13.

**Brighter** – Met irregular interest varying between steady to USC6 dearer to mostly easier by up to USC20.

**Mediums** – KTDA mediums were firm at previous levels with plantation mediums shedding up to USC13 but select lines gained up to USC17.

**Lower Medium** – Varied between steady to USC13 dearer to easier by up to USC22.

**Plainer** – Lost up to USC11 but a few invoices advanced by up to USC6.



# TEA NEWS AROUND THE GLOBE



## MOMBASA MARKET – Continued ;

### DUST1:

**Best** – Were steady to USC19 above previous prices with a few lines easier by up to USC20.

**Brighter** – Ranged between mostly steady to USC14 dearer to easier by up to USC12.

**Mediums** – KTDA mediums were firm to USC7 dearer to easier by up to USC16 with plantation mediums steady to easier by up to USC9.

**Lower Medium** – Irregular varying between firm to USC10 dearer to easier by up to USC12.

**Plainer** – Ranged between steady to USC4 dearer to USC16 below previous prices.

### SECONDARY GRADES (\$1)

In the Secondary Catalogues, best **BPs** gained with others steady while **PFs** appreciated. Clean well sorted colourful **Fannings** were discounted while **similar DUSTs** were firm. **Other Fannings** held value with **DUSTs** steady. **BMFs** were well absorbed.

QUOTATIONS	BP1 – USC	PF1 – USC
Best	255 – 684	304 – 380
Good	255 – 338	324 – 350
Good Medium	255 – 410	262 – 359
Medium (KTDA)	250 – 252	244 – 299
Medium (Plantations)	170 – 249	170 – 236
Lower Medium	107 – 178	092 – 190
Plainer	085 – 134	069 – 142

AUCTION	KENYA 2022 \$	KENYA 2023 \$	TOTAL 2022 \$	TOTAL 2023 \$
33	2.37	2.37	2.22	2.16
34	2.36	2.29	2.21	2.13
35	2.37	2.34	2.26	2.22

SOURCE : AFRICA TEA BROKERS LTD.



# TEA NEWS AROUND THE GLOBE



## CHITTAGONG MARKET

SALE NO.19 – 04<sup>TH</sup> SEPTEMBER 2023

**CTC LEAF:** 55,409 packages of teas on offer met with less demand at lower rates.

**BROKENs:** All Broken grades met with less demand and prices declined by a fair margin often by Tk.5/- and more with heavy withdrawals. Plain teas met with a similar trend whereby prices eased further for these varieties. BLF teas met with some support at easier rates with more withdrawals.

**FANNINGS:** Best Fannings met with a fair demand but eased by Tk.3/- to Tk.5/- with some withdrawals. Mediums met with less demand and witnessed a further drop in price and there were heavy withdrawals. Plain varieties met limited demand at lower rates with heavy withdrawals. BLF teas met with some support at easier rates with more withdrawals.

**CTC DUST:** 11,784 packages of teas on offer met with fair demand. Good liquoring Dusts were a fairly good market and were generally firm to a little easier. Others were a fair market but declined in price particularly the plainer Dusts. BLF Dusts met with a limited demand again saw heavy withdrawals. Blenders lent good support with fair interest from the Loose tea buyers.

**COMMENTS:** Large weight of teas were on offer where quality also showed a decline. This met with less interest. Blenders were also less active and operated at lower levels whilst there was some interest from the Loose tea buyers. As a consequence withdrawals are very heavy surpassing previous record for the season.

Dusts were an easier market.

**Our catalogue: (Sale 19) Avg: Tk 198.79, Sold 60.11% , (Sale 18) Avg: Tk 202.13 , Sold 68.79 %**

### Quotations – This Week – (In Taka)

Broken	This Week	Last Week	Fannings	This week	Last Week	Dust	This week	Last Week
Best	205-215 nom	210-220 nom	Best	210-217 nom	215-225 nom	PD	158-222	162-234
Good	195-200	200-205	Good	197-205	200-210	RD	128-358	135-344
Medium	175-185	180-190	Medium	175-185	180-190	D	126-359	149-335
Plain	155-165	160-170	Plain	155-165	160-170	CD	148-440	195-437
BLF	110-130	110-130	BLF	110-130	110-130	BLF	128-188	135-187

Exchange Rates 04<sup>th</sup> September 2023 Sterling Pound: Tk. 137.6823, dollar: Tk. 109.5000

**SOURCE : NATIONAL BROKERS LTD**





## SILIGURI MARKET

SALE NO. 35 – SALE OF 02<sup>ND</sup> SEPTEMBER 2023

### 1. MARKET DESCRIPTION :

- DEMAND – ONLY FAIR.
- LEVELS EASED FOR ALL SORTS, PARTICULARLY FOR THE MEDIUM AND COMMON/PLAINER VARIETIES.
- INTERNAL BUYERS OPERATED WITH FAIR SUPPORT FROM MAJOR BLENDEES. EXPORTERS WERE SELECTIVE.
- THE TO-DATE PERCENTAGE OF BLF SELLING BETWEEN RS.100-120 IS HIGHEST WHEN COMPARED TO THE LAST TWO YEARS.

### 2. TOTAL AUCTION WEIGHTED AVERAGE ( ₹ )

	2023-24			2022-23			UPTO SALE - 35		
	SALE - 35	SALE - 34	+/-	SALE - 35	SALE - 34	+/-	2023-24	2022-23	2021-22
CTC	161.56	165.46	-3.91	187.43	181.80	5.63	175.88	192.67	192.13
DUST	153.59	156.58	-2.99	174.25	183.78	-9.52	171.66	185.22	178.70
TOTAL	160.51	164.33	-3.82	185.75	182.06	3.69	175.40	191.79	190.53

SOURCE: PARCON INDIA PVT LTD

## GUWAHATI MARKET

SALE NO. 35 – SALE OF 01<sup>ST</sup> SEPTEMBER 2023

### 1. MARKET DESCRIPTION :

- FAIR DEMAND FOR LEAF & DUST.
- LEVELS FOR ALL SORTS WERE TENDING EASIER. SELECT LIQUORING BOPSM WERE WELL RECEIVED AT LAST LEVELS.
- TEAS SELLING BETWEEN 140 – 200 WITNESSED BETTER SELLING PERCENTAGE.
- DUST CATEGORY CONTINUES TO MOVE AT EASIER LEVELS WITH NOTICEABLE WITHDRAWALS.
- FAIR PARTICIPATION BY MAJOR BLENDER & WESTERN INDIA BUYER. INTERNAL – MAINSTAY.
- SELECTIVE ENQUIRY FROM EXPORTERS.

### 2. TOTAL AUCTION WEIGHTED AVERAGE ( ₹ )

	2023-24			2022-23			UPTO SALE - 35		
	SALE - 35	SALE - 34	+/-	SALE - 35	SALE - 34	+/-	2023-24	2022-23	2021-22
CTC	199.02	199.79	-0.77	217.94	212.39	5.55	208.18	208.85	195.74
DUST	189.94	192.98	-3.03	211.78	211.54	0.25	199.27	205.60	191.46
TOTAL	196.18	197.74	-1.56	216.29	212.14	4.15	205.59	207.94	194.44

SOURCE: PARCON INDIA PVT LTD





# TEA NEWS AROUND THE GLOBE

## KOLKATA ORTHODOX / CTC MARKET

SALE NO. 35 – SALE OF 01<sup>ST</sup> SEPTEMBER 2023

### 1. Market Description :

- STRONG DEMAND.
- THE FEW TIPPY SORTS ON OFFER ALONG WITH THE PRIMARY WHOLE LEAF WERE READILY ABSORBED AT AROUND LAST LEVELS, WHILST THE BOLDER WHOLE LEAF ALSO APPRECIATED AT TIMES.
- BROKENS SAW IMPROVED ENQUIRY AND SOLD AT FIRM TO DEARER RATES, PARTICULARLY THE FBOP.
- FANNINGS AND SECONDARIES WERE IRREGULAR AROUND LAST FOLLOWING QUALITY.
- 34% TEAS SOLD ABOVE 250/- THIS WEEK AS COMPARED TO ONLY 25% LAST WEEK.
- EXPORTERS TO THE MIDDLE EAST AND CIS WERE ACTIVE.

	WHOLE LEAF		BROKENS		FANNINGS
	1ST LINE	2ND LINE	LARGER	SMALLER	LEAFY
TIPPY	600-1200+(N)	NQ	400-550(N)	400-590(N)	NQ
BEST	370-500	280-310+(N)	290-330+	270-300+	180-230+
GOOD	300-350	250-270	260-290	230-260	150-170
MEDIUM	230-280	210-240	220-250+	180-220	120-140

### 1. Market description :

- DEMAND- FAIR.
- SELECT LIQUORING ASSAMS WERE STEADY. REMAINDER WERE IRREGULAR AROUND LAST. FANNINGS CONTINUED TO ELICIT LESS ENQUIRY.
- DOOARS TENDED EASIER WITH HIGHER OUTLOTS IN THE PLAINER CATEGORY.
- MOVEMENT FOR THE BETTER MEDIUM AND MEDIUM DUST GRADES IMPROVED THIS WEEK, HOWEVER THE LEVELS WERE SIMILAR TO LAST.
- MAJOR BLENDERS OPERATED WITH SUPPORT FROM WI, EXPORTERS AND INTERNAL TRADE.

### 2. TOTAL AUCTION WEIGHTED AVERAGE (₹ )

	2023-24			2022-23			UPTO SALE - 35		
	SALE - 35	SALE - 34	+/-	SALE - 35	SALE - 34	+/-	2023-24	2022-23	2021-22
CTC	215.34	214.56	0.78	244.84	245.96	-1.12	219.90	234.87	218.16
DUST	221.76	221.81	-0.05	259.26	257.42	1.84	233.12	256.71	219.41
TOTAL	217.46	216.94	0.52	248.81	249.05	-0.24	223.81	240.91	218.50

SOURCE: PARCON INDIA PVT LTD





# UPCOMING AUCTION DETAILS

Auction No.	37		36	
Dates	19 <sup>th</sup> / 20 <sup>th</sup> September 2023		12 <sup>th</sup> / 13 <sup>th</sup> September 2023	
	No. of Lots	Qty – kg	No. of Lots	Qty – kg
Ex-Estate	750	765,107	709	729,708
Main Sale Total	9,279	4,417,464	9,123	4,330,421
High & Medium	1,362	605,403	1,336	593,124
Low Grown – Leafy	1,574	583,154	1,612	608,779
Low Grown – Semi Leafy	1,419	616,991	1,396	613,405
Low Grown Tippy	1,818	881,016	1,769	880,427
Premium / Flowery	329	49,043	357	60,340
Off Grades	2,251	1,186,286	2,153	1,096,982
Dust	526	495,571	500	477,364
Grand Total	10,029	5,182,571	9,832	5,060,129
Reprints	671	356,775	456	218,427
Total No. of Lots on Offer		10,029	9,832	
Total Quantity on Offer (kg)		5,182,571	5,060,129	



## SCHEDULED CLOSING DATES

Auction No.	Date of Sale	Ex-Estate	Main Sale
38	25 <sup>th</sup> / 26 <sup>th</sup> September 2023	07/09/2023	07/09/2023
39	03 <sup>rd</sup> / 04 <sup>th</sup> October 2023	14/09/2023	14/09/2023
40	10 <sup>th</sup> / 11 <sup>th</sup> October 2023	21/09/2023	21/09/2023

## PROMPT DATES

Auction No.	Buyers	Sellers
36	19/09/2023	20/09/2023
37	26/09/2023	27/09/2023
38	02/10/2023	03/10/2023



## ORDER OF SALE (SALE NO. 36 – 12<sup>TH</sup> / 13<sup>TH</sup> SEPTEMBER 2023)

Main Sale Order – 1 (Leafy / Semi Leafy / Tippy / Premium / 1A)	Main Sale Order – 2 (H & M / Off Grade / Dust)	Ex-Estate
JOHN KEELLS PLC	FORBES & WALKER TEA BROKERS (PVT) LTD	JOHN KEELLS PLC
BARTLEET PRODUCE MARKETING (PVT) LTD	MERCANTILE PRODUCE BROKERS (PVT) LTD	LANKA COMMODITY BROKERS LTD
CEYLON TEA BROKERS PLC	ASIA SIYAKA COMMODITIES PLC.	MERCANTILE PRODUCE BROKERS (PVT) LTD
FORBES & WALKER TEA BROKERS (PVT) LTD	JOHN KEELLS PLC	EASTERN BROKERS. LTD.
EASTERN BROKERS. LTD.	EASTERN BROKERS. LTD.	CEYLON TEA BROKERS PLC
MERCANTILE PRODUCE BROKERS (PVT) LTD	CEYLON TEA BROKERS PLC	FORBES & WALKER TEA BROKERS (PVT) LTD
ASIA SIYAKA COMMODITIES PLC.	LANKA COMMODITY BROKERS LTD	BARTLEET PRODUCE MARKETING (PVT) LTD
LANKA COMMODITY BROKERS LTD	BARTLEET PRODUCE MARKETING (PVT) LTD	ASIA SIYAKA COMMODITIES PLC.

[ DB : HR / SG ]



# TEA SALE ARRANGEMENTS



## COLOMBO TEA TRADERS' ASSOCIATION

C/o. THE CEYLON CHAMBER OF COMMERCE, P.O.Box 274, No. 50, NAVAM MAWATHA, COLOMBO 02.

Telephone: 5588849; Facsimile: 2449352; E-Mail ; hemaratne@chamber.lk

CIRCULAR NO. 28 OF 2023

SEPTEMBER 05, 2023

### TEA SALE ARRANGEMENTS FOR 04<sup>TH</sup> QUARTER 2023 – OCTOBER / NOVEMBER / DECEMBER

Sale No.	Date of Sale		Catalogue Closing Dates		Prompt Dates		10% Payment	E-Platform Levy Prompt Dates	
			Ex-Estate	Main Sale	Buyers	Sellers		Buyers	Sellers
OCTOBER									
39	Tue/Wed	03 <sup>rd</sup> / 04 <sup>th</sup>	14/09/2023 4.30 pm	10/10/2023	11/10/2023	06/10/2023	10/10/2023	12/10/2023	
40	Tue/Wed	10 <sup>th</sup> / 11 <sup>th</sup>	21/09/2023 4.30 pm	17/10/2023	18/10/2023	13/10/2023	17/10/2023	19/10/2023	
41	Tue/Wed	17 <sup>th</sup> / 18 <sup>th</sup>	27/09/2023 4.30 pm	24/10/2023	25/10/2023	20/10/2023	24/10/2023	26/10/2023	
42	Tue/Wed	24 <sup>th</sup> / 25 <sup>th</sup>	05/10/2023 4.30 pm	31/10/2023	01/11/2023	27/10/2023	31/10/2023	02/11/2023	
43	Tue/Wed	31 <sup>st</sup> Oct./ 01 <sup>st</sup> Nov.	12/10/2023 4.30 pm	07/11/2023	08/11/2023	03/11/2023	07/11/2023	09/11/2023	



# TEA SALE ARRANGEMENTS – Continued,



Sale No.	Date of Sale		Catalogue Closing Dates		Prompt Dates		10% Payment	E-Platform Levy Prompt Dates	
			Ex-Estate	Main Sale	Buyers	Sellers		Buyers	Sellers
NOVEMBER									
44	Tue/Wed	07 <sup>th</sup> / 08 <sup>th</sup>	19/10/2023 4.30 pm		14/11/2023	15/11/2023	10/11/2023	14/11/2023	16/11/2023
45	Tue/Wed	14 <sup>th</sup> / 15 <sup>th</sup>	26/10/2023 4.30 pm		21/11/2023	22/11/2023	17/11/2023	21/11/2023	23/11/2023
46	Tue/Wed	21 <sup>st</sup> / 22 <sup>nd</sup>	02/11/2023 4.30 pm		28/11/2023	29/11/2023	24/11/2023	28/11/2023	30/11/2023
47	Tue/Wed	28 <sup>th</sup> / 29 <sup>th</sup>	09/11/2023 4.30 pm		05/12/2023	06/12/2023	01/12/2023	05/12/2023	07/12/2023
DECEMBER									
48	Tue/Wed	05 <sup>th</sup> / 06 <sup>th</sup>	16/11/2023 4.30 pm		12/12/2023	13/12/2023	08/12/2023	12/12/2023	14/12/2023
49	Tue/Wed	12 <sup>th</sup> / 13 <sup>th</sup>	23/11/2023 4.30 pm		19/12/2023	20/12/2023	15/12/2023	19/12/2023	21/12/2023
50	Mon/Tue	18 <sup>th</sup> / 19 <sup>th</sup>	30/11/2023 4.30 pm		27/12/2023	28/12/2023	22/12/2023	27/12/2023	29/12/2023



# TEA SALE ARRANGEMENTS – Continued,



HOLIDAYS FOR 04 <sup>TH</sup> QUARTER OF 2023		
OCTOBER		
28 <sup>th</sup>	Saturday	Vap Full Moon Poya Day
NOVEMBER		
12 <sup>th</sup>	Sunday	Deepavali Festival Day
26 <sup>th</sup>	Sunday	Ill Full Moon Poya Day
DECEMBER		
25 <sup>th</sup>	Monday	Christmas Day
26 <sup>th</sup>	Tuesday	Unduvap Full Moon Poya Day

**THE OFFICE OF THE CTTA  
THE COLOMBO TEA TRADERS' ASSOCIATION**







“

Coming together is a beginning, keeping together is progress, working together is success.

– *Henry Ford*

”