



TEA MARKET REPORT

JOHN KEELLS PLC

SALE NO.36 - 09TH / 10TH SEPTEMBER 2024



ORDER OF SALE (SALE NO. 36 – 09TH / 10TH SEPTEMBER 2024)

Main Sale Order – 1 (Leafy / Semi Leafy / Tippy / Premium / 1A)	Main Sale Order – 2 (H & M / Off Grade / Dust)	Ex-Estate
BARTLEET PRODUCE MARKETING (PVT) LTD	FORBES & WALKER TEA BROKERS (PVT) LTD	LANKA COMMODITY BROKERS LTD
CEYLON TEA BROKERS PLC	MERCANTILE PRODUCE BROKERS (PVT) LTD	FORBES & WALKER TEA BROKERS (PVT) LTD
EASTERN BROKERS. LTD.	ASIA SIYAKA COMMODITIES PLC.	ASIA SIYAKA COMMODITIES PLC.
ASIA SIYAKA COMMODITIES PLC.	JOHN KEELLS PLC	EASTERN BROKERS. LTD.
LANKA COMMODITY BROKERS LTD	EASTERN BROKERS. LTD.	MERCANTILE PRODUCE BROKERS (PVT) LTD
JOHN KEELLS PLC	CEYLON TEA BROKERS PLC	JOHN KEELLS PLC
MERCANTILE PRODUCE BROKERS (PVT) LTD	LANKA COMMODITY BROKERS LTD	BARTLEET PRODUCE MARKETING (PVT) LTD
FORBES & WALKER TEA BROKERS (PVT) LTD	BARTLEET PRODUCE MARKETING (PVT) LTD	CEYLON TEA BROKERS PLC



AUCTION DETAILS

Auction No.	36	
Dates	09 th / 10 th September 2024	
	No. of Lots	Qty – kg
Ex Estate	770	730,111
Main Sale Total	10,424	4,761,655
High & Medium	1,630	688,051
Low Grown - Leafy	1,868	696,961
Low Grown - Semi Leafy	1,576	674,715
Low Grown Tippy	2,144	1,064,529
Premium / Flowery	421	61,668
Off Grades	2,262	1,123,542
Dust	523	452,189
Grand Total	11,194	5,491,766
Reprints	917	419,291
Total No. of Lots Offered	11,194	
Total Quantity Offered (kg)	5,491,766	

PROMPT DATES

Auction No.	Buyers	Sellers
36	18/09/2024	19/09/2024

COMMENTS



0.73Mkg of Ex-Estate teas on offer met with fair demand. Select best Western High Grown BOPs were irregular following quality, the below best and plainer sorts were dearer at times. Select best Western High Grown BOPFs declined from last week's levels, the below best and plainer varieties too were tending lower. Nuwara Eliya BOP / BOPFs mostly remained unsold due to a lack of suitable bids. Uda Pussellawa BOPs gained marginally from last week's levels, the BOPFs were firm to dearer. Uva BOPs declined, the BOPFs were tending easier. Low Grown BP1s were tending irregularly lower, the High and Medium sorts declined. Low Grown CTC PF1s were firm on last levels, the High and Medium sorts mostly declined from last levels.

The 2.5Mkg of Low Grown teas on offer met with irregular demand. In the Leafy segment, well-made OP / OPAs were irregular, others met with fair demand . OP1s were firm on last. BOP1s were firm. PEKOE sold at last levels, PEKOE1s were firm to easier. In the Small Leaf segment, FBOPs were lower to last. FBOPF1s too followed a similar trend. BOPF.SP, BOPF, BOP.SP and BOP grades were firm to easier. FBOPF varieties were lower. Premium Flowery teas declined irregularly.

Turkey, Russia, Iran and the C.I.S countries lent fair support. Libya and Iraq were active.





MARKET DESCRIPTION

Western Teas

Select best Western High Grown BOPs declined irregularly following quality, the below best types were irregularly dearer, however some of the poorer types declined Rs.20/- to Rs.40/-. Select best Western High Grown BOPFs declined from last levels, below best and plainer varieties too were easier to a lesser extent. Medium BOPs declined by Rs.40/- to Rs.50/-, the BOPFs followed a similar trend.

Nuwara Eliya Teas

BOP / BOPFs mostly remained unsold due to lack of suitable bids.

Uva Teas

Uva BOPs declined from last levels, BOPFs too were barely steady and declined by Rs.20/- to Rs.40/-. Uda Pussellawa BOPs gained Rs.20/- to Rs.40/- and more at times, the BOPFs too were dearer, by a similar margin.

CTC Teas

Low Grown CTC BP1s were tending irregularly lower, the High and Medium sorts declined by Rs.20/- to Rs.40/-. Low Grown CTC PF1s were firm on last, the High and Medium sorts mostly declined by Rs.20/- to Rs.40/-.

QUOTATIONS

	BOP – RS.	BOPF – RS.
Good Westerns	1420 – 1550	1320 – 1420
Average Westerns	1160 – 1400	1200 – 1300
Plainer Westerns	1100 – 1150	1080 – 1180
Western Mediums	850 – 1850	860 – 1220
Uva Teas	1160 – 2150	1020 – 1320
Nuwara Eliya Teas	NQ	NQ
Uda Pussellawa Teas	1060 – 1220	1080 – 1160
CTC (BP1 and PF1)	730 – 1300	720 – 1550





MARKET DESCRIPTION

Low Grown

Well twisted OP1s met with fair demand, bolder types along with the secondaries maintained last levels. Select best OPs were firm, best types met with irregular demand, poorer sorts sold at last levels. Select best OPAs were lower to last, best types were irregular, secondaries sold at last levels. Well twisted BOP1s were firm on last, bolder types were lower by Rs.50/-. All Pekoes were firm on last. Shotty Pekoe1s were firm on last, others were irregular.

Select best BOPs were selectively dearer. BOP.SP.s and BOPF.SP.s met with fair demand. BOPFs were easier from last levels. All FBOPF1 were lower by Rs.50/- to Rs.100/- and more at times. Select best FBOPs were firm, others declined irregularly. Tippy FBOPF varieties met with fair demand, others were irregular. Well-made Tippy teas with the exception of a few select best invoices met with fair demand, secondary types were mostly lower.

Off Grades

Select best and best FGS1s were lower by Rs.20/- to Rs.30/-, below best and poorer sorts were firm on last levels. Select best and best BMs were lower by Rs.20/- to Rs.40/-, below best and poorer types maintained on last levels. Select best and best BPs were lower by Rs.20/- to Rs.40/-, below best and poorer varieties depreciated by Rs.10/- to Rs.20/-. Select best BOP1As were lower by Rs.20/- to Rs.40/-, best types maintained on last levels, below best types were lower by Rs.40/- to Rs.60/- whilst poorer types were lower by Rs.50/- to Rs.80/-.

Dust

Select best Dust1s were firm, best and below best types were dearer by Rs.20/- to Rs.40/-, poorer types were firm. High and Medium CTCs declined by Rs.20/- to Rs.40/- and more. Low Grown CTCs declined by Rs.20/-. Low Grown Dust/Dust1s were firm.



QUOTATIONS

	Select Best	Best	Below Best	Others
LIQUORING				
DUST-1	1350.00 - 1750.00	1180.00 - 1340.00	1000.00 - 1170.00	720.00 - 990.00
OFF GRADES				
FGS1	1160.00 - 1240.00	1000.00 - 1150.00	830.00 - 990.00	650.00 - 820.00
FGS	840.00 - 980.00	780.00 - 830.00	740.00 - 770.00	690.00 - 730.00
LOW GROWNS				
FBOPF / FFSP / FFEXSP	5500.00 - 6500.00	3500.00 - 4200.00	2500.00 - 3200.00	1000.00 - 1100.00
BOP	1900.00 - 2250.00	1600.00 - 1700.00	1250.00 - 1300.00	1000.00 - 1100.00
BOPSP	1700.00 - 1900.00	1400.00 - 1600.00	900.00 - 1000.00	800.00 - 900.00
BOPF	1500.00 - 1900.00	950.00 - 1050.00	850.00 - 900.00	750.00 - 800.00
FBOPF1	1800.00 - 1900.00	1550.00 - 1600.00	1300.00 - 1350.00	980.00 - 1050.00
FBOP	2100.00 - 2300.00	1700.00 - 1750.00	1400.00 - 1450.00	950.00 - 1000.00
BOP1	2350.00 - 3000.00	1950.00 - 2300.00	1160.00 - 1480.00	900.00 - 1140.00
OP1	2700.00 - 3200.00	2250.00 - 2650.00	1500.00 - 1950.00	750.00 - 1460.00
OP	1550.00 - 1800.00	1400.00 - 1500.00	1180.00 - 1380.00	750.00 - 1160.00
OPA	1550.00 - 1900.00	1300.00 - 1500.00	1100.00 - 1280.00	750.00 - 1080.00
PEKOE	1600.00 - 2200.00	1420.00 - 1550.00	1200.00 - 1400.00	800.00 - 1180.00
PEKOE1	1600.00 - 2300.00	1400.00 - 1550.00	1300.00 - 1380.00	850.00 - 1260.00
DUST / DUST1	1050.00 - 1220.00	900.00 - 1040.00	730.00 - 890.00	650.00 - 720.00



EXCHANGE RATES

The average rates currencies quoted on 10th September 2024 at 9.30 a.m. by Commercial Banks in Colombo for Telegraphic Transfers (TT).

CURRENCY	BUY RATE	SELL RATE
USD	296.92	306.35
EURO	326.01	339.88
GBP	386.81	401.99



- **Top Prices**
- **Colombo Auction Averages**
- **All Brokers Private Sale Figures**



TOP PRICES (SALE NO. 36 – 09TH / 10TH SEPTEMBER 2024)

WESTERN HIGH			
BOP		Robgill	1550.00
BOPSP		Robgill	1600.00
BOPF/BOPFSP		Holyrood	1420.00
FBOP/FBOP1		Bambrakelly	1800.00
FBOPF/FBOPF1	*	Bogahawatte	1650.00
BOP1	*	Venture	1480.00
OP/OPA	*	Venture	1340.00
OP1		Torrington	1440.00
PEKOE/PEKOE1		Dessford	1550.00

UVA HIGH			
BOP	*	Aislaby	2150.00
BOPSP		Ranaya	1380.00
BOPF/BOPFSP	*	Nayabedde	1320.00
FBOP/FBOP1		Gonamotawa	1750.00
FBOPF/FBOPF1	*	Glenanore	1600.00
	*	Spring Valley	1600.00
		Gonamotawa	1600.00
BOP1		Ranaya	1500.00
OP/OPA		Ranaya	1220.00
OP1	*	Uva Highlands	1380.00
PEKOE/PEKOE1		Ranaya	1700.00

NUWARA ELIYA			
BOP		Court Lodge	1260.00
BOPSP	*	Kenmare	1160.00
BOPF/BOPFSP		-	
FBOP/FBOP1	*	Kenmare	1220.00
OP/OPA		-	
PEKOE/PEKOE1		Court Lodge	940.00

WESTERN MEDIUM			
BOP	*	Kenilworth	1850.00
BOPSP	*	Kenilworth	1850.00
BOPF/BOPFSP		Vellai Oya	1220.00
FBOP/FBOP1		Craighead	1800.00
		Ancoombra	1800.00
		Harangalla	1800.00
		Dartry Valley	1800.00
		New Rothschild	1800.00
FBOPF/FBOPF1		Dartry Valley	1900.00
BOP1		Harangalla	1850.00
		Dartry Valley	1850.00
OP/OPA		Greenwood	1460.00
OP1		Harangalla	1950.00
PEKOE/PEKOE1		Uplands	1800.00

UVA MEDIUM			
BOP	*	Halpewatte Uva	1650.00
BOPSP		Halpewatta Uva	1400.00
BOPF/BOPFSP		Dickwella	1200.00
		El Teb	1200.00
FBOP/FBOP1		Aruna Passara	1800.00
FBOPF/FBOPF1		Misty-Uva	1700.00
BOP1	*	Demodera 'S'	1750.00
OP/OPA		Aruna Passara	1240.00
		High Spring	1240.00
OP1		Wewesse	1480.00
		Shawlands	1480.00
PEKOE/PEKOE1		Aruna Passara	1700.00

CTC LOW			
PF1	*	Hingalgoda CTC	1550.00
	*	Kalubowitiyana CTC	1550.00
		Ceciliyan CTC	1550.00
BP1	*	Hingalgoda CTC	1300.00
		Ceciliyan CTC	1300.00
BPS		Lantern Hill CTC	840.00
OF	**	Peakwatta CTC	800.00

UDA PUSSELLAWA			
BOP		Luckyland	1220.00
BOPSP		Luckyland	1220.00
BOPF/BOPFSP	*	Liddesdale	1180.00
		Ragalla	1180.00
FBOP/FBOP1		Maha Uva	1320.00
FBOPF/FBOPF1		Alma	1600.00
BOP1		-	
OP/OPA		Alma	1260.00
OP1		Maha Uva	1440.00
PEKOE/PEKOE1		Alma	1700.00

CTC HIGH			
PF1		Ulugedara CTC	1240.00
BP1		Dunsinane CTC	1200.00
BPS		Ulugedara CTC	1000.00
OF		-	

CTC MEDIUM			
PF1		Strathdon CTC	1240.00
BP1		New Peacock CTC	1200.00
BPS		Park Side CTC	750.00
OF		-	



TOP PRICES (SALE NO. 36 – 09TH / 10TH SEPTEMBER 2024)



LOW			
BOP		Richiland	2300.00
		Mahaliyadda	2300.00
BOPSP		Nawagamuwehena	1900.00
BOPF		Sithaka	2050.00
BOPFSP		Wathurawila	2050.00
	*	Lumbini	2000.00
		Rajjuruwatta Super	2000.00
FBOP		Sithaka	2350.00
		Mulatiyana Hills	2350.00
FBOP1		Wattahena	1950.00
FBOPF		Sithaka	1850.00
		Hidellana	1850.00
FBOPF1	*	Sineth	2250.00
	*	Lumbini	1950.00
BOP1		Kolonna Super	3000.00
OP1		Susantha	3200.00
OP		Miriswatte	1800.00
	*	Berubeula	1700.00
	*	Derangala Hills	1700.00
OPA		Liyonta	1900.00
PEKOE		Lumbini	2200.00
		Golden Garden	2200.00
PEKOE1		Hidellana	2300.00

PREMIUM			
FBOPFSP		New Hopewell	7000.00
FBOPFEXSP		Garden Leaf	6600.00
FBOPFEXSP1		Kamarangapitiya	6300.00

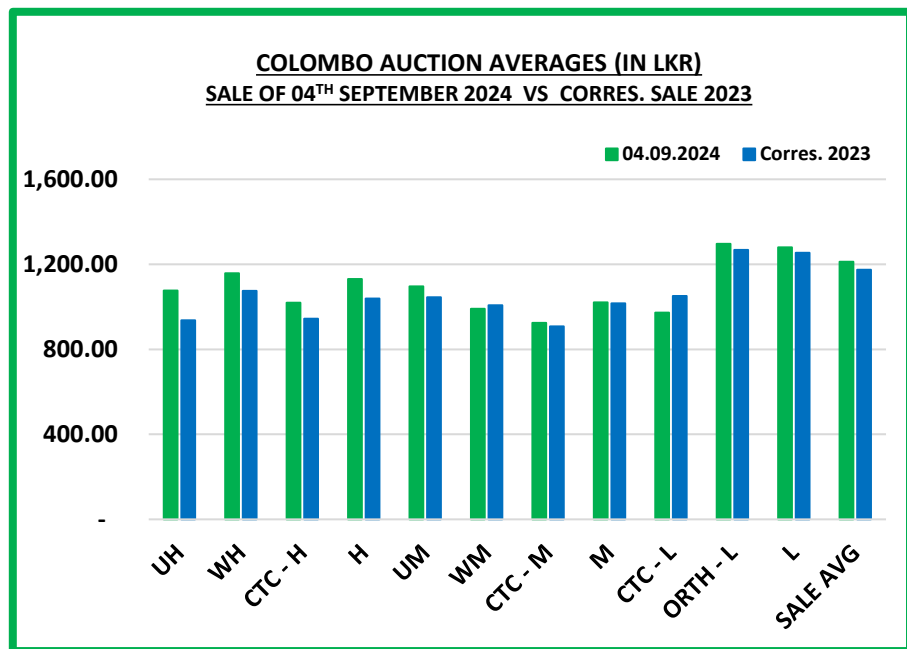
DUST			
DUST1	*	Mattakelle	1750.00
P.DUST	*	Kalubowitiyana CTC	1380.00

OFF GRADES			
FNGS/FNGS1	**	Wattegodde	1240.00
PFNGS		Kalubowitiyana CTC	1300.00
BM		Wathurawila	1140.00
	*	Arbour Valley	1080.00
BP		Chandrika Estate	1280.00
BOP1A		Chandrika Estate	1400.00
		Aldora	1400.00

**** MORE THAN ONE TOP PRICE OBTAINED**
*** TEAS SOLD BY JOHN KEELLS PLC**
+ ALL TIME RECORD PRICE
++ ALL TIME RECORD PRICE EQUALED



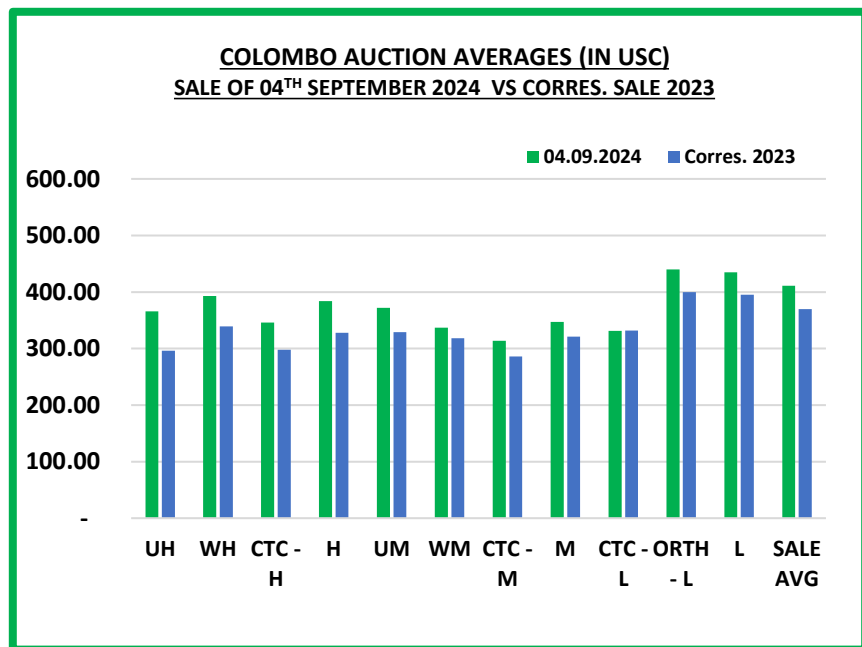
COLOMBO AUCTION AVERAGES



	Sale of 28/08/2024 In LKR	Sale of 04/09/2024 In LKR	Corres. 2023 In LKR
Uva High Grown	1148.87	1076.89	937.21
Western High Grown	1145.14	1157.56	1075.41
CTC High Grown	998.63	1019.01	943.83
Summary of High Grown	1146.45	1131.25	1039.56
Uva Medium Grown	1105.33	1096.18	1044.40
Western Medium Grown	1003.63	991.10	1007.28
CTC Medium Grown	937.35	925.02	907.24
Summary of Medium Grown	1034.51	1020.44	1016.59
CTC Low Grown	961.45	973.35	1051.52
Orthodox Low Grown	1314.92	1296.35	1267.82
Summary of Low Grown	1295.11	1280.49	1253.48
TOTAL SALE AVERAGE	1219.42	1211.57	1174.12



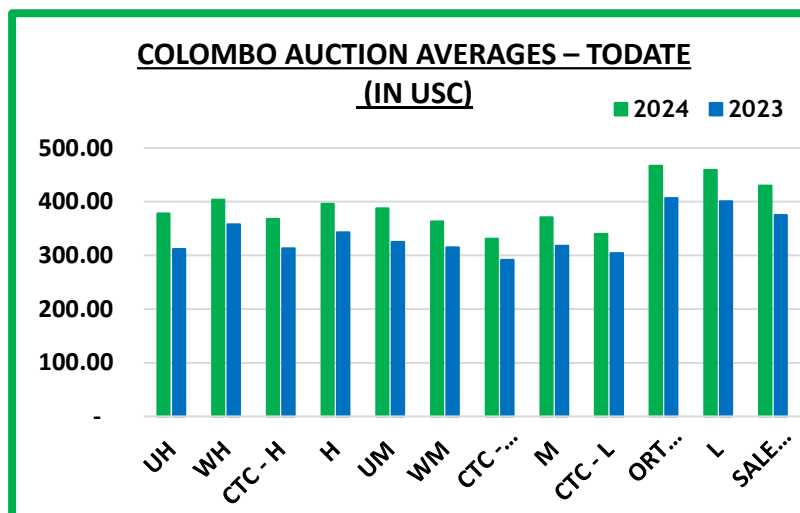
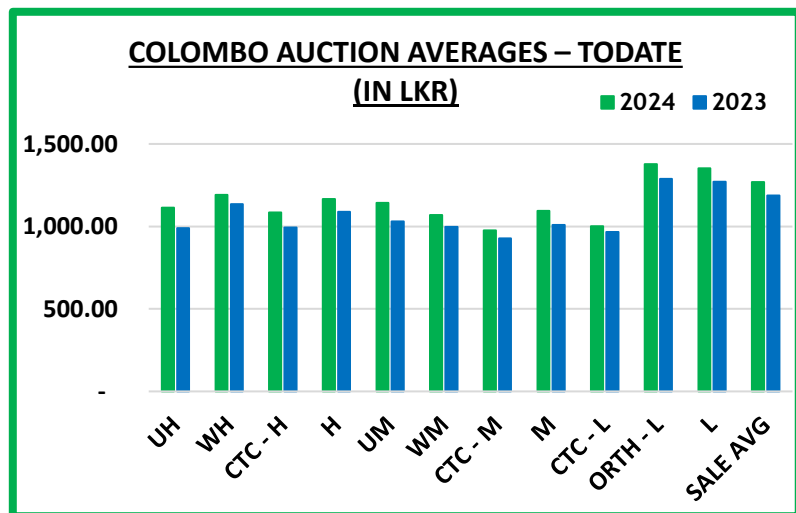
COLOMBO AUCTION AVERAGES



	Sale of 28/08/2024 In USC	Sale of 04/09/2024 In USC	Corres. 2023 In USC
Uva High Grown	388	366	296
Western High Grown	387	393	339
CTC High Grown	338	346	298
Summary of High Grown	388	384	328
Uva Medium Grown	374	372	329
Western Medium Grown	339	337	318
CTC Medium Grown	317	314	286
Summary of Medium Grown	350	347	321
CTC Low Grown	325	331	332
Orthodox Low Grown	445	440	400
Summary of Low Grown	438	435	395
TOTAL SALE AVERAGE	412	411	370



COLOMBO AUCTION AVERAGES



January to Date (Sale No.35)	2024 LKR	2023 LKR	2024 USC	2023 USC
Uva High Grown	1114.19	988.71	378	312
Western High Grown	1190.99	1134.23	404	358
CTC High Grown	1084.89	993.54	368	313
Summary of High Grown	1166.20	1087.96	396	343
Uva Medium Grown	1142.40	1030.97	388	325
Western Medium Grown	1069.26	997.79	363	315
CTC Medium Grown	975.19	927.27	331	292
Summary of Medium Grown	1093.61	1008.33	371	318
CTC Low Grown	1000.64	965.37	340	304
Orthodox Low Grown	1377.32	1289.00	467	407
Summary of Low Grown	1353.20	1271.17	459	401
TOTAL SALE AVERAGE	1268.33	1188.02	430	375



COLOMBO AUCTION AVERAGES

FROM 04 TH SEPTEMBER 2024	LKR
Uva High Grown	1068.49
Western High Grown	1164.66
Summary of High Grown	1130.92
Uva Medium Grown	1097.41
Western Medium Grown	999.42
Summary of Medium Grown	1026.44
Summary of Low Grown	1270.00
TOTAL SALE AVERAGE	1204.83



ALL BROKERS PRIVATE SALE FIGURES (FOR THE PERIOD – 02ND TO 07TH SEPTEMBER 2024)

	WEEKLY	TODATE
High & Medium	82,825.00	2,274,631.00
Low	21,045.00	642,491.00
Green Tea	44,184.00	1,344,746.00
Organic Tea	20,671.00	299,056.00
BMF	29,530.00	1,572,425.00
Direct Sales	-	
Forward Contract	69,330.00	1,576,560.00





- **Crop and Weather**
- **Crop Figures**
- **Tea News**
- **Holiday Notice**
- **Tea Sale Arrangements**
- **Notice**

CROP AND WEATHER - FOR THE PERIOD OF – 02ND TO 08TH SEPTEMBER 2024



Western

Bright weather with occasional showers were reported in Talawakelle and Agarapatana districts, whilst rainfall was reported throughout the week in Dickoya.



Nuwara Eliya

Nuwara Eliya and Kandapola districts reported bright weather with occasional showers.



Uva

Bright weather was recorded in Lunugala and Badulla districts, whilst Haputale reported dull weather with windy conditions.



Low Grown

Rainfall was reported throughout the week in the Rathnapura district, whilst Deniyaya and Galle districts reported bright weather with occasional showers.



Crop

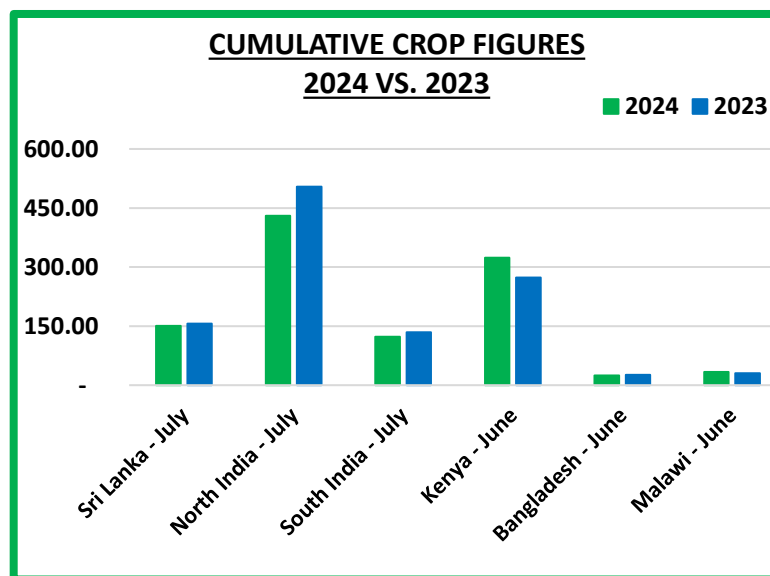
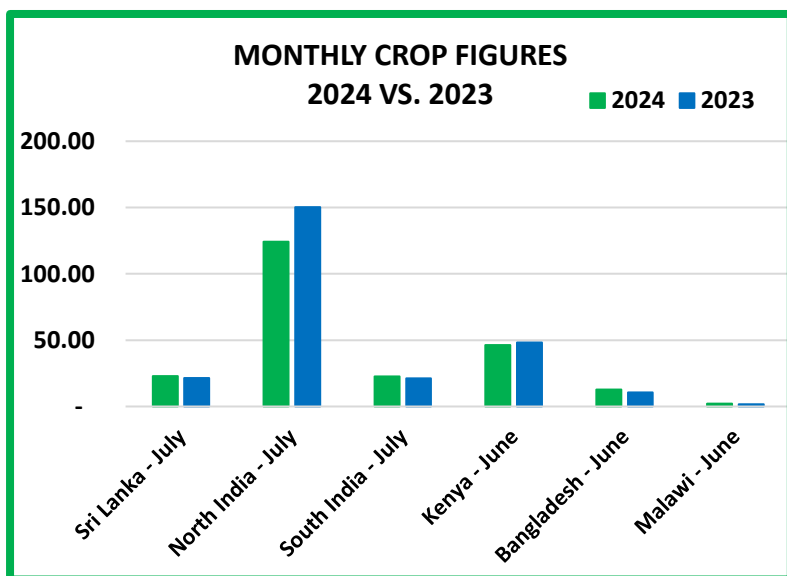
Crop intake is moderate to low.



CROP FIGURES OF MAJOR PRODUCING & EXPORTING COUNTRIES

Country	Month	2024	2023	Cumulative + Inc. / Dec.	Cumulative	2024	2023	Cumulative + Inc. / Dec.
Sri Lanka	July	22.89	21.56	+ 1.33	Upto July	150.49	156.23	- 5.74
North India	July	124.16 (E)	150.34	- 26.18	Upto July	430.12(E)	504.10	- 73.98
South India	July	22.68(E)	21.19	+ 1.49	Upto July	122.71 (E)	134.55	- 11.84
Kenya	June	46.24	48.12	- 1.88	Upto June	323.38	273.64	+ 49.74
Bangladesh	June	12.82	10.71	+ 2.11	Upto June	24.29	26.55	- 2.26
Malawi	June	2.16	1.64	0.52	Upto June	33.43	30.53	2.90

(E) - Estimated



TEA NEWS AROUND THE GLOBE



CHITTAGONG MARKET

SALE NO. 18 – 09TH SEPTEMBER 2024

CTC LEAF: 59,295 packages of teas on offer met with a slightly improved demand.

BROKENS: Good liquoring Brokens were well sought after and sold mostly at firm to occasionally dearer rates following competition. Medium types met with a little more demand and mostly sold at around last levels in line with quality. Plainer types met with a fair demand and were again slightly easier over last. BLF teas met with fair interest with some withdrawals.

FANNINGS: Good liquoring Fannings met with more competition and were mostly dearer in line with quality. Medium varieties were also a good market and sold at around last levels. Plainer types met with a fair demand and were again slightly easier over last. BLF teas met with fair interest with some withdrawals.

DUST: 11,996 packages of teas on offer met with an improved demand and were mostly dearer with only a few withdrawals. Good liquoring Dusts particularly the CDs were a dearer market and advanced in prices. Likewise, Mediums met with a good demand and sold well closely following quality. Plain/BLF Dusts were touch easier with fair withdrawals. Blenders lent strong support with quite fair interest from the Loose tea buyers.

COMMENTS: There was a slightly better demand this week particularly for all good liquoring varieties. Blenders lent quite useful support with a little more interest from the Loose tea buyers.

All CDs were a strong feature of the market.

Our Catalogue: (Sale 18) Avg : Tk 215.84, Sold 76.99% , (Sale 17) Avg : Tk 210.49, Sold 77.12%

Quotations – This Week – (In Taka)

Brokens	This Week	Last Week	Fannings	This week	Last Week	Dust	This week	Last Week
Best	220-230	220-230	Best	220-230	220-230	PD	160-250	191-238
Good	210-215	210-215	Good	210-215	210-215	RD	160-337	170-295
Medium	195-205	195-200	Medium	190-205	190-200	D	160-335	160-315
Plain	160-180	160-180	Plain	160-180	160-180	CD	175-370	190-340
BLF	160	160	BLF	160	160	BLF	160	160

Exchange Rates 09th September 2024 Sterling Pound 154.9497 Dollar: Tk. 119.0000

SOURCE : NATIONAL BROKERS LTD



TEA NEWS AROUND THE GLOBE



SILIGURI MARKET

SALE NO. 36 – SALE OF 07TH SEPTEMBER 2024.

1. MARKET DESCRIPTION :

- DEMAND – GOOD FOR LEAF AND STRONG FOR DUST.
- PRICES FOR ALL SORTS WERE IRREGULAR AROUND LAST. A FEW LIQUORING VARIETIES WERE WELL-COMPETED FOR.
- ALL DUSTS WERE READILY ABSORBED AT IRREGULAR AND EASIER RATES.
- INTERNAL BUYERS DOMINATED WITH FAIR SUPPORT FROM MAJOR BLENDERS. EXPORTERS OPERATED SELECTIVELY.
- THE TO DATE PERCENTAGE OF TEAS SELLING ABOVE RS 300 SHOWS A SUBSTANTIAL INCREASE WHEN COMPARED TO THE CORRESPONDING PERIOD OF LAST YEAR.

2. TOTAL AUCTION WEIGHTED AVERAGE (₹)

	2024-25			2023-24			UPTO SALE - 35		
	SALE - 35	SALE - 34	+/-	SALE - 35	SALE - 34	+/-	2024-25	2023-24	2022-23
LEAF	216.23	213.71	2.52	158.55	161.56	-3.01	205.91	174.77	192.20
DUST	213.30	214.80	-1.50	152.73	153.59	-0.86	203.55	170.51	184.43
TOTAL	215.84	213.87	1.97	157.91	160.51	-2.60	205.60	174.28	191.28

SOURCE: PARCON INDIA PVT LTD

GUWAHATI MARKET

SALE NO. 36 – SALE OF 06TH SEPTEMBER 2024

1. MARKET DESCRIPTION :

- DEMAND: GOOD.
- LEVELS FOR GOOD/BEST ASSAMS WERE AROUND LAST & ALSO TENDED EASIER. THE BETTER MEDIUM VARIETY WAS STEADY. MEDIUM & PLAINER TYPES WERE IRREGULARLY EASIER.
- PREMIUM DUST WERE WELL COMPETED FOR WHERE AS THE MEDIUM QUALITY EASED.
- MAJOR BLENDERS ACTIVE AT REDUCED LEVELS. WI BUYERS OPERATED ON QUALITY TEAS WITH FAIR SUPPORT FROM INTERNAL SECTION.
- SOME EXPORT ENQUIRY ON LIQUORING BOLDER BROKENS.

2. TOTAL AUCTION WEIGHTED AVERAGE (₹)

	2024-25			2023-24			UPTO SALE - 35		
	SALE - 35	SALE - 34	+/-	SALE - 35	SALE - 34	+/-	2024-25	2023-24	2022-23
CTC	263.08	265.67	-2.58	192.32	199.02	-6.70	258.89	207.11	209.04
DUST	255.94	258.38	-2.44	194.12	189.94	4.18	242.93	198.88	205.99
TOTAL	260.45	263.07	-2.62	192.88	196.18	-3.30	253.42	204.71	208.19

SOURCE: PARCON INDIA PVT LTD



TEA NEWS AROUND THE GLOBE



KOLKATA ORTHODOX / CTC MARKET

SALE NO. 36 – SALE OF 06TH SEPTEMBER 2024

1. MARKET DESCRIPTION :

- STRONG DEMAND.
- CLEAN, WELL MADE TEAS WERE READILY ABSORBED AT FIRM RATES.
- BPS AND LEAFY FANNINGS OF ALL SORTS SOLD AT FIRM TO DEARER RATES.
- MEDIUM SORTS WERE IRREGULAR AROUND LAST TO AT TIMES EASIER FOLLOWING QUALITY.
- EXPORTERS TO THE MIDDLE EAST AND CIS WERE ACTIVE WITH SELECTIVE INQUIRY FROM HUL.
- TO DATE, ALMOST 30% OF TEAS HAVE SOLD OVER Rs. 350/- COMPARED TO 39% IN 2022.

2. TOTAL AUCTION WEIGHTED AVERAGE (₹)

	WHOLE LEAF		BROKENS		FANNINGS
	1ST LINE	2ND LINE	LARGER	SMALLER	LEAFY
BEST	500-570+	470-520+	390-440+	380-430+	250-300+
GOOD	460-500+	420-470	360-390	350-380	210-250
MEDIUM	390-430+	380-430	320-350+	310-340	170-200+

1. MARKET DESCRIPTION :

- DEMAND - STRONG FOR BOTH LEAF AND DUST CATEGORIES.
- LEVELS FOR THE BEST ASSAMS WERE BARELY STEADY AND WITNESSED SOME WITHDRAWALS IN THE DUST SEGMENT. GOOD/BETTER MEDIUM/MEDIUM ASSAMS SOLD AT FIRM RATES.
- NOMINAL WEIGHT OF DOOARS ESTATES AND BOUGHT LEAF WERE IRREGULAR AROUND LAST.
- LEVELS FOR DUST GRADE APPRECIATED WITH THE PROGRESS OF THE SALE.
- HUL AND TCPL WERE MAINSTAY WITH GOOD SUPPORT FROM WESTERN INDIA, EXPORTERS AND LOCAL TRADERS.
- TO DATE THE DUST OUTLOT PERCENTAGE IS 21 IN COMPARISON TO 33 FOR THE SAME PERIOD LAST YEAR.

2. TOTAL AUCTION WEIGHTED AVERAGE (₹)

	2024-25			2023-24			UPTO SALE - 36		
	SALE - 36	SALE - 35	+/-	SALE - 36	SALE - 35	+/-	2024-25	2023-24	2022-23
CTC	280.34	283.94	-3.60	215.41	215.34	0.06	270.83	219.58	234.29
DUST	304.97	305.46	-0.48	221.11	221.76	-0.65	294.11	232.11	256.10
TOTAL	290.34	292.66	-2.32	217.32	217.46	-0.14	279.64	223.32	240.34

SOURCE: PARCON INDIA PVT LTD



UPCOMING AUCTION DETAILS

Auction No.	38		37	
Dates	24 th / 25 th September 2024		18 th September 2024	
	No. of Lots	Qty – kg	No. of Lots	Qty – kg
Ex-Estate	818	783,623	712	669,148
Main Sale Total	11,430	5,162,433	7,662	3,357,307
High & Medium	1,956	837,167	1,214	510,878
Low Grown – Leafy	2,112	760,457	1,492	520,985
Low Grown – Semi Leafy	1,800	775,400	1,265	511,165
Low Grown Tippy	2,351	1,160,772	1,593	738,695
Premium / Flowery	490	72,475	282	37,063
Off Grades	2,104	1,015,962	1,393	669,041
Dust	617	540,200	423	369,480
Grand Total	12,248	5,946,056	8,374	4,026,455
Reprints	1,763	822,624	42	18,771
Total No. of Lots on Offer	12,248		8,374	
Total Quantity on Offer (kg)	5,946,056		4,026,455	



SCHEDULED CLOSING DATES

Auction No.	Date of Sale	Ex-Estate	Main Sale
39	01 st / 02 nd October 2024	12/09/2024	12/09/2024
40	08 th / 09 th October 2024	20/09/2024	20/09/2024
41	15 th / 16 th October 2024	26/09/2024	26/09/2024

PROMPT DATES

Auction No.	Buyers	Sellers
37	24/09/2024	25/09/2024
38	01/10/2024	02/10/2024
39	08/10/2024	09/10/2024



ORDER OF SALE (SALE NO. 37 – 18TH SEPTEMBER 2024)

Main Sale Order – 1 (Leafy / Semi Leafy / Tippy / Premium / 1A)	Main Sale Order – 2 (H & M / Off Grade / Dust)	Ex-Estate
CEYLON TEA BROKERS PLC	MERCANTILE PRODUCE BROKERS (PVT) LTD	FORBES & WALKER TEA BROKERS (PVT) LTD
ASIA SIYAKA COMMODITIES PLC.	ASIA SIYAKA COMMODITIES PLC.	ASIA SIYAKA COMMODITIES PLC.
LANKA COMMODITY BROKERS LTD	JOHN KEELLS PLC	EASTERN BROKERS. LTD.
EASTERN BROKERS. LTD.	EASTERN BROKERS. LTD.	MERCANTILE PRODUCE BROKERS (PVT) LTD
JOHN KEELLS PLC	CEYLON TEA BROKERS PLC	JOHN KEELLS PLC
MERCANTILE PRODUCE BROKERS (PVT) LTD	LANKA COMMODITY BROKERS LTD	BARTLEET PRODUCE MARKETING (PVT) LTD
FORBES & WALKER TEA BROKERS (PVT) LTD	BARTLEET PRODUCE MARKETING (PVT) LTD	CEYLON TEA BROKERS PLC
BARTLEET PRODUCE MARKETING (PVT) LTD	FORBES & WALKER TEA BROKERS (PVT) LTD	LANKA COMMODITY BROKERS LTD

[RR : HR / SG]



HOLIDAY NOTICE



We wish to inform all our valued Clients that our Head Office, Sample Room and Stores will be closed for business on the following days.

16 th September 2024	Monday	Holy Prophet's Birthday. (Milad-Un-Nabi)
17 th September 2024	Tuesday	Binara Full Moon Poya Day.
21 st September 2024	Saturday	Election Day. (Sample Room will be opened)



TEA SALE ARRANGEMENTS



COLOMBO TEA TRADERS' ASSOCIATION

C/o. THE CEYLON CHAMBER OF COMMERCE, P.O.Box 274, No. 50, NAVAM MAWATHA, COLOMBO 02.

Telephone: 5588849; Facsimile: 2449352; E-Mail ; hemaratne@chamber.lk

CIRCULAR NO. 32 OF 2024

SEPTEMBER 06, 2024

TEA SALE ARRANGEMENTS FOR 04TH QUARTER 2024 – OCTOBER / NOVEMBER / DECEMBER

Sale No.	Date of Sale		Catalogue Closing Dates		Prompt Dates		10% Payment	E-Platform Levy Prompt Dates	
			Ex-Estate	Main Sale	Buyers	Sellers		Buyers	Sellers
OCTOBER									
39	Tue/Wed	01 st / 02 nd	12/09/2024 4.30 pm		08/10/2024	09/10/2024	04/10/2024	08/10/2024	10/10/2024
40	Tue/Wed	08 th / 09 th	20/09/2024 4.30 pm		15/10/2024	16/10/2024	11/10/2024	15/10/2024	18/10/2024
41	Tue/Wed	15 th / 16 th	26/09/2024 4.30 pm		22/10/2024	23/10/2024	18/10/2024	22/10/2024	24/10/2024
42	Tue/Wed	22 nd / 23 rd	03/10/2024 4.30 pm		29/10/2024	30/10/2024	25/10/2024	29/10/2024	02/11/2024
43	Tue/Wed	29 th / 30 th	10/10/2024 4.30 pm		05/11/2024	06/11/2024	04/11/2024	05/11/2024	07/11/2024



TEA SALE ARRANGEMENTS – Continued,



Sale No.	Date of Sale		Catalogue Closing Dates		Prompt Dates		10% Payment	E-Platform Levy Prompt Dates	
			Ex-Estate	Main Sale	Buyers	Sellers		Buyers	Sellers
NOVEMBER									
44	Tue/Wed	05 th / 06 th	18/10/2024 4.30 pm		12/11/2024	13/11/2024	08/11/2024	12/11/2024	14/11/2024
45	Tue/Wed	12 th / 13 th	24/10/2024 4.30 pm		19/11/2024	20/11/2024	18/11/2024	19/11/2024	21/11/2024
46	Tue/Wed	19 th / 20 th	01/11/2024 4.30 pm		26/11/2024	27/11/2024	22/11/2024	26/11/2024	28/11/2024
47	Tue/Wed	26 th / 27 th	07/11/2024 4.30 pm		03/12/2024	04/12/2024	29/11/2024	03/12/2024	05/12/2024
DECEMBER									
48	Tue/Wed	03 rd / 04 th	14/11/2024 4.30 pm		10/12/2024	11/12/2024	06/12/2024	10/12/2024	12/12/2024
49	Tue/Wed	10 th / 11 th	21/11/2024 4.30 pm		17/12/2024	18/12/2024	13/12/2024	17/12/2024	19/12/2024
50	Mon/Tue	16 th / 17 th	28/11/2024 4.30 pm		23/12/2024	24/12/2024	20/12/2024	23/12/2024	26/12/2024
51	Mon	23 rd	05/12/2024 4.30 pm		30/12/2024	31/12/2024	27/12/2024	30/12/2024	01/01/2025





TEA SALE ARRANGEMENTS – Continued,

HOLIDAYS FOR 04 TH QUARTER OF 2024		
OCTOBER		
17 th	Thursday	Vap Full Moon Poya Day - (P B M)
31 st	Thursday	Deepavali Festival Day - (P B)
NOVEMBER		
15 th	Friday	Ill Full Moon Poya Day - (P B M)
DECEMBER		
14 th	Saturday	Unduvap Full Moon Poya Day - (P B M)
25 th	Wednesday	Christmas Day - (P B M)
P - Public B - Bank M - Mercantile		

**THE OFFICE OF THE CTTA
THE COLOMBO TEA TRADERS' ASSOCIATION**



Congratulations !

The Annual Tea Producer Awards Ceremony of Tea Exporters Association Sri Lanka - 2024 Outstanding Tea Producers

Region	Mark	Factory	Award
Nuwara Eliya	Lovers Leap	Pedro Tea Factory	Winner
	Court Lodge	Court Lodge Tea Factory	Runner Up
Dimbula	Somerset	Somerset Tea Factory	Winner
	Robgill	Robgill Tea Factory	Runner Up
Kandy	Craighead	Craighead Tea Factory	Joint Winner
	Dartry Valley	Dartry Tea Factory	Joint Winner
	Harangalla	Harangalla Tea Factory	Runner Up
Uva	Wewesse	Wewesse Tea Factory	Joint Winner
	Demodera "S"	Demodera Tea Factory	Joint Winner
	Sarnia Plaiderie	Sarnia Tea Factory	Runner Up
Sabaragamuwa	Sithaka	Avissawella Tea Factory	Winner
	Kolonna Super	Kolonna Tea Factory	Runner Up
Ruhuna	Pothotuwa	Pothotuwa Tea Factory	Winner
	Gunawardena	Gunawardena Tea Factory	Runner Up
CTC Tea Category	Hingalgoda CTC	Hingalgoda Tea Factory	Winner
	Kalubowitiyana CTC	Kalubowitiyana Tea Factory	Runner Up





“

Be the change that you wish to see in the world.

– *Mahathma Gandhi*

”