



TEA MARKET REPORT

JOHN KEELLS PLC

SALE NO. 37 – 20TH / 21ST & 22ND SEPTEMBER 2021

ORDER OF SALE (SALE NO. 37 – 20TH / 21ST & 22ND SEPTEMBER 2021)

Main Sale Order – 1 (Leafy / Semi Leafy / Tippy / Premium / 1A)	Main Sale Order – 2 (H & M / Off Grade / Dust)	Ex-Estate
Bartleet Produce Marketing (Pvt) Ltd	Mercantile Produce Brokers (Pvt) Ltd	Eastern Brokers. Ltd.
Ceylon Tea Brokers PLC	Asia Siyaka Commodities PLC	F & W Tea Brokers (Pvt) Ltd
F & W Tea Brokers (Pvt) Ltd	JOHN KEELLS PLC	JOHN KEELLS PLC
Eastern Brokers. Ltd.	Eastern Brokers. Ltd.	Ceylon Tea Brokers PLC
Mercantile Produce Brokers (Pvt) Ltd	Ceylon Tea Brokers PLC	Lanka Commodity Brokers Ltd
Asia Siyaka Commodities PLC	Lanka Commodity Brokers Ltd	Asia Siyaka Commodities PLC
Lanka Commodity Brokers Ltd	Bartleet Produce Marketing (Pvt) Ltd	Bartleet Produce Marketing (Pvt) Ltd
JOHN KEELLS PLC	F & W Tea Brokers (Pvt) Ltd	Mercantile Produce Brokers (Pvt) Ltd



AUCTION DETAILS

Auction No.	37	
Dates	20 th / 21 st & 22 nd September 2021	
	No. of Lots	Qty – kg
Ex Estate	693	775,939
Main Sale Total	10,746	5,425,437
High & Medium	1,542	776,133
Low Grown - Leafy	2,089	850,985
Low Grown - Semi Leafy	1,642	752,640
Low Grown Tippy	2,131	1,055,914
Premium / Flowery	398	67,446
Off Grades	2,311	1,280,917
Dust	633	641,402
Grand Total	11,439	6,201,376
Reprints	997	598,953
Total No. of Lots Offered	11,439	
Total Quantity Offered (kg)	6,201,376	

PROMPT DATES

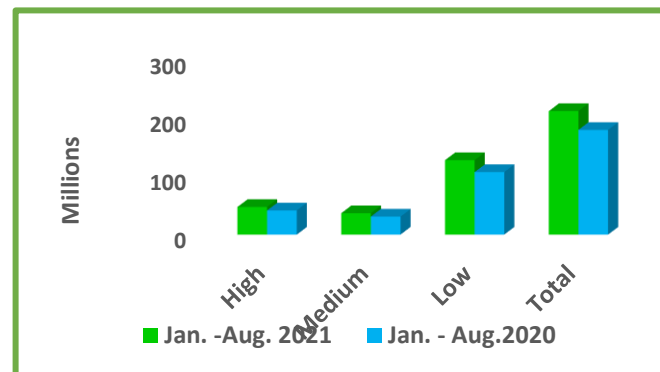
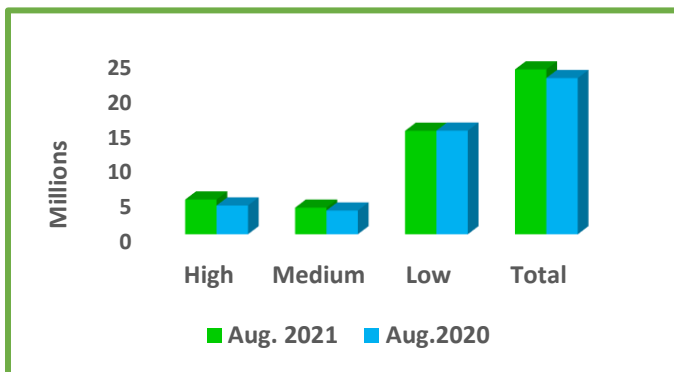
Auction No.	Buyers	Sellers
37	28/09/2021	29/09/2021



COMMENTS

Sri Lanka harvested a crop of 23.7kg during the Month of August 2021 which is a positive variance of 6% when compared to the crop harvested in August 2020. The main contributor for the 23.7Mkg was from the Low Grown planting districts with 62.8%, followed by the High Grown at 21.1% and the Medium Grown at 16.2%. When compared with the 2020 harvest, the Low Grown recorded a negligible variance, whilst the positive variances have been recorded in the High Grown at 21% and the Medium Grown at 12%.

Tea Production August 2021								
Black Tea Production According To Elevations								
Elevation	August (Kg)				January to Date (Kg)			
	2021	2020	Change	% Change	2021	2020	Change	% Change
High	4,993,739	4,138,376	855,363	21%	47,436,469	41,411,960	6,024,509	14.55%
Medium	3,830,891	3,416,123	414,768	12%	36,694,157	30,824,629	5,869,528	19.04%
Low	14,875,463	14,901,637	-26,174	0%	127,561,366	107,164,254	20,397,112	19.03%
Total	23,700,094	22,456,136	1,243,958	6%	211,691,992	179,400,844	32,291,148	18.00%



COMMENTS - Continued

The 0.77Mkg of Ex Estate teas on offer met with improved demand. Select best Western High Grown BOPs gained, the below best and plainer varieties too were slightly dearer. Select best Western High Grown BOPFs gained following quality and special inquiry, the below best types too met with improved demand, however the lighter/plainer invoices were mostly firm. Nuwara Eliya BOPs were tending easier, the BOPFs too barely maintained last levels. Coloury Uva BOPs were tending a little dearer at times, the BOPFs too appreciated from last levels. Low Grown CTC BP1s were firm to selectively dearer, the High and Medium Grown types barely maintained. Low Grown PF1s declined Rs.20/- to Rs.30/- from last week's levels, the High and Medium types were firm.

The 2.7Mkg of Low Grown teas which were on offer met with fair demand. Select best OP1s were lower, best and below best OP1s too met with improved demand. BOP1s attracted fair interest. Select best and best OPAs were firm, others were irregularly lower. Well-made Bold Pekoes were firm, mixed varieties shed few rupees. Well-made Shotty Pekoe1s gained few rupees, others were lower. In the Small Leaf segment, select best BOP.SP/BOPF.SP and BOPFs met with fair demand. Select best BOPs were firm on last. Select best and best FBOPs were firm, others too attracted fair interest. Select best FBOPF1s maintained last levels, best and below best varieties appreciated a few rupees. FBOPFs attracted improved interest. Best Premium Flowery teas met with good demand, others were firm.

Turkey, Russia, Iran and the C.I.S. countries lent fair support. Libya and Iraq were active.





MARKET DESCRIPTION

Western Teas

Best BOPs appreciated Rs.30/- to Rs. 40/-, however the balance met with irregular demand, a few below best types appreciated by Rs.20/- to Rs.30/-, whilst the balance were firm, plainer types maintained. Best BOPFs appreciated by Rs.20/- to Rs.40/- and at times more, a few improved below best types appreciate by Rs.20/- to Rs.30/-, whilst the balance was irregular, plainer types appreciated by Rs.10/- to Rs.20/-. Better Medium BOPs appreciated by Rs.20/- to Rs.30/-, however the balance on offer declined by Rs.10/- to Rs.20/- and at times more. BOPFs were firm and at times Rs.10/- to Rs.20/- dearer.

Nuwara Eliya Teas

BOPs met with irregular demand and were lower to last. BOPFs met with irregular demand and barely maintained last levels.

Uva Teas

The limited availability of seasonal BOPs met with irregular demand on account of quality, others on offer shed Rs.20/- to Rs.30/-. Seasonal BOPFs met with less demand, however the others on offer declined by Rs.20/- to Rs.30/-. Uda pussellawa BOPs and BOPFs met with irregular demand.

CTC Teas

Low Grown BP1s were firm and at times Rs.10/- to Rs.20/- dearer, PF1s shed Rs.10/- to Rs.20/-. There was only limited Medium Grown BP1s on offer, better PF1s appreciated Rs.10/- to Rs.20/-, however the balance were firm. There was hardly any High Grown BP1s on offer, better PF1s appreciated by Rs.20/- to Rs.30/-, whilst the balance were mostly firm.

QUOTATIONS

	BOP – RS.	BOPF – RS.
Good Westerns	650 – 810	680 – 800
Average Westerns	580 – 640	600 – 670
Plainer Westerns	540 – 570	500 – 590
Western Mediums	420 – 830	440 – 540
Uva Teas	480 – 870	500 – 640
Nuwara Eliya Teas	720 – 840	540 – 600
Uda Pussellawa Teas	460 – 590	500 – 660
CTC (BP1 and PF1)	410 – 680	400 – 790





MARKET DESCRIPTION

Low Grown

Select best OP1s met with lower demand, best and below best types were mostly dearer, secondaries were lower by Rs.10/- to Rs.20/-. Better twisted BOP1s were mainly firm. Well-made OPs met with good demand, reducers along with the other secondaries shed Rs.10/- to Rs.20/-. Well-made OPAs met with appreciated demand, secondaries declined by Rs.10/- to Rs.20/- on most occasions. Well-made Pekoes were mainly firm, others declined by Rs.10/- to Rs.20/-. Shotty Pekoe1s were firm to dearer by 10/-, other Pekoe1s were lower by Rs.10/- to Rs.20/-.

Select best well-made BOPs were firm, best types were dearer by Rs.5/- to Rs.10/-, below best BOPs were firm, secondary types were lower by Rs.5/- to Rs.10/-. Select best and best BOP.SP.s and BOPF.SP.s met with good demand, others were firm. BOPFs followed a similar trend. Select best FBOPF1s were firm, best FBOPF1s were dearer by Rs.5/- to Rs.10/- and more following quality, below best FBOPF1s met with good demand, poor secondaries were lower by Rs.5/- to Rs.10/-. Well-made FBOPs in the select best category met with fair demand, best types were firm, below best and secondary types too were firm. FBOPF varieties met with very good demand. Select best Premium Flowery teas were firm, others appreciated by Rs.10/- to Rs.20/- and more following quality.

Off Grades

Select best and best FGS1s were dearer by Rs.20/- to Rs.30/-, below best types were easier by Rs.10/-, poorer types were firm. All BMs were firm. Select best and best BPs were dearer by Rs.20/- to Rs.30/-, below best and poorer sorts showed an irregular demand. Select best and best BOP1As declined by Rs.10/-, whilst below best types maintained last levels, poorer sorts declined by Rs.10/- to Rs.15/-.

Dust

Select best and best Dust1s were firm to dearer by Rs.10/-, below best types appreciated by Rs.10/- to Rs.15/-, poorer sorts were dearer by Rs.15/- to Rs.20/-. Best High and Medium CTCs were lower by Rs.10/-. Low Grown CTCs met with fair demand and sold at last levels. Low Grown Dust / Dust1 were dearer by Rs.5/-.



QUOTATIONS

	Select Best	Best	Below Best	Others
LIQUORING				
DUST-1	700.00 - 790.00	590.00 - 690.00	540.00 - 580.00	450.00 - 530.00
OFF GRADES				
FGS1	540.00 - 660.00	460.00 - 530.00	400.00 - 450.00	330.00 - 390.00
FGS	460.00 - 510.00	430.00 - 450.00	380.00 - 420.00	320.00 - 370.00
LOW GROWNS				
FBOPF / FFSP / FFEXSP	2250.00 - 3200.00	1250.00 - 2000.00	800.00 - 1000.00	600.00 - 740.00
BOP	880.00 - 1200.00	710.00 - 870.00	600.00 - 700.00	480.00 - 580.00
BOPSP	760.00 - 980.00	630.00 - 740.00	550.00 - 620.00	420.00 - 530.00
BOPF	720.00 - 940.00	600.00 - 680.00	450.00 - 580.00	350.00 - 430.00
FBOPF1	800.00 - 1350.00	700.00 - 780.00	600.00 - 680.00	470.00 - 580.00
FBOP	860.00 - 1300.00	720.00 - 830.00	620.00 - 700.00	480.00 - 580.00
BOP1	900.00 - 1700.00	860.00 - 890.00	760.00 - 850.00	600.00 - 640.00
OP1	1150.00 - 1350.00	1100.00 - 1050.00	900.00 - 1030.00	450.00 - 600.00
OP	760.00 - 850.00	700.00 - 750.00	600.00 - 690.00	550.00 - 570.00
OPA	700.00 - 1100.00	600.00 - 650.00	500.00 - 550.00	400.00 - 440.00
PEKOE	840.00 - 1800.00	700.00 - 740.00	530.00 - 600.00	470.00 - 500.00
PEKOE1	870.00 - 1350.00	700.00 - 760.00	550.00 - 600.00	440.00 - 500.00
DUST / DUST1	540.00 - 630.00	450.00 - 530.00	400.00 - 440.00	360.00 - 390.00



- **Top Prices**
- **Colombo Auction Averages**
- **All Brokers Private Sale Figures**



TOP PRICES (SALE NO. 37 - 20TH / 21ST & 22ND SEPTEMBER 2021)



WESTERN HIGH			
BOP		Somerset	810.00
BOPSP		Bearwell	760.00
BOPF/BOPFSP		Bearwell	800.00
FBOP/FBOP1	*	Bogahawatte	820.00
FBOPF/FBOPF1		Frotoft Super	790.00
BOP1		Bambrakelly	870.00
OP/OPA		Bambrakelly	660.00
OP1		Bogahawatte	500.00
PEKOE/PEKOE1	*	Bogahawatte	860.00

WESTERN MEDIUM			
BOP		Dartry Valley	880.00
BOPSP		Doombagastalawa	790.00
BOPF/BOPFSP		Craighead	710.00
FBOP/FBOP1		Doombagastalawa	920.00
FBOPF/FBOPF1		Doombagastalawa	900.00
BOP1		Harangalla	880.00
OP/OPA		Craighead	690.00
OP1		Harangalla	890.00
PEKOE/PEKOE1		Craighead	920.00
		Dartry Valley	920.00

UDA PUSSELLAWA			
BOP		Kirklees	540.00
BOPSP		Luckyland	600.00
BOPF/BOPFSP		Liddesdale	660.00
FBOP/FBOP1		Gordon	740.00
FBOPF/FBOPF1		Delmar	780.00
BOP1		-	
OP/OPA		Delmar	620.00
OP1		Gordon	680.00
PEKOE/PEKOE1		Delmar	720.00

UVA HIGH			
BOP	*	Uva Highlands	760.00
BOPSP		Kelliebedde	600.00
BOPF/BOPFSP		Uva Highlands	770.00
FBOP/FBOP1		Aislaby	940.00
FBOPF/FBOPF1		Glenanore	810.00
BOP1		Glenanore	900.00
OP/OPA		Glenanore	690.00
OP1		Glenanore	960.00
PEKOE/PEKOE1		Battawatte	880.00

UVA MEDIUM			
BOP		St. James	870.00
BOPSP		Demodera 'S'	790.00
BOPF/BOPFSP	*	Halpewatte Uva	720.00
FBOP/FBOP1		Dickwella	890.00
FBOPF/FBOPF1		Demodera 'S'	850.00
BOP1	*	Telbedde	960.00
		Demodera 'S'	960.00
OP/OPA		Shawlands	740.00
OP1	*	Glen Alpin	920.00
PEKOE/PEKOE1		St. James	1350.00

CTC HIGH			
PF1	*	Dunsinane CTC	650.00
BP1		Mount Vernon CTC	450.00
BPS		Dunsinane CTC	530.00
OF		-	

CTC MEDIUM			
PF1	**	New Peacock CTC	530.00
		Rothschild CTC	530.00
BP1		Strathdon CTC	450.00
BPS		Donside CTC	440.00
OF		Donside CTC	470.00

NUWARA ELIYA			
BOP		Mahagastotte	840.00
BOPF/BOPFSP	*	Lovers Leap	600.00
FBOP/FBOP1		Court Lodge	630.00
OP/OPA		-	
PEKOE/PEKOE1		Court Lodge	580.00

CTC LOW			
PF1	*	Hingalgoda CTC	790.00
BP1		Suduwelipothahena CTC	680.00
BPS		-	
OF		Belfof CTC	400.00



TOP PRICES (SALE NO. 37 - 20TH / 21ST & 22ND SEPTEMBER 2021)

LOW			
BOP		Brombil	1200.00
		Golden Garden	1200.00
		Mahaliyadda	1200.00
		Kanneliya	1200.00
BOPSP		Peak Paradise	980.00
BOPF		Millawitiya Super	940.00
		Hidellana	940.00
BOPFSP		Golden Garden	880.00
FBOP		Gunawardena	1300.00
		Sithaka	1300.00
FBOP1		Peak Forest	1250.00
FBOPF		Ceyenta	1350.00
		Himara	1350.00
		Bulathsinghala Tea	1350.00
FBOPF1		Lions	1350.00
BOP1		New Vithanakanda	1700.00
OP1		Green House	1350.00
OP		Liyonta	850.00
OPA		Liyonta	1100.00
PEKOE	+	Liyonta	1800.00
PEKOE1		Matuwagala Super	1350.00
		New J S P	1350.00
		Rajjuruwatte Super	1350.00
		Ruwantenne	1350.00
		Suduwelipothahena Super	1350.00
		Tea Lanka	1350.00

PREMIUM			
FBOPFSP		Belhawan	2650.00
FBOPFEXSP		New Deniyaya	3200.00
FBOPFEXSP1	*	Berubeula	2550.00
		Kamarangapitiya	2550.00

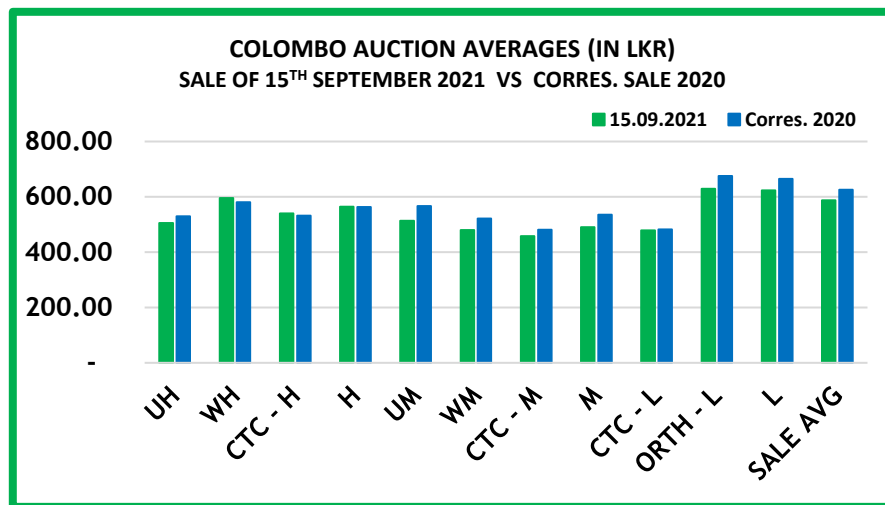
DUST			
DUST1	*	Wattegodde	790.00
	*	Gouravilla	790.00
P.DUST	*	Ceciliyan CTC	670.00

OFF GRADES			
FNGS/FNGS1		Wattegodde	660.00
PFNGS	*	Hingalgoda CTC	520.00
BM		Wathuruwila	680.00
BP		Ranvin	680.00
BOP1A		Goorookoya Super	640.00

**** MORE THAN ONE TOP PRICE OBTAINED**
*** TEAS SOLD BY JOHN KEELLS PLC**
+ ALL TIME RECORD PRICE
++ ALL TIME RECORD PRICE EQUALED

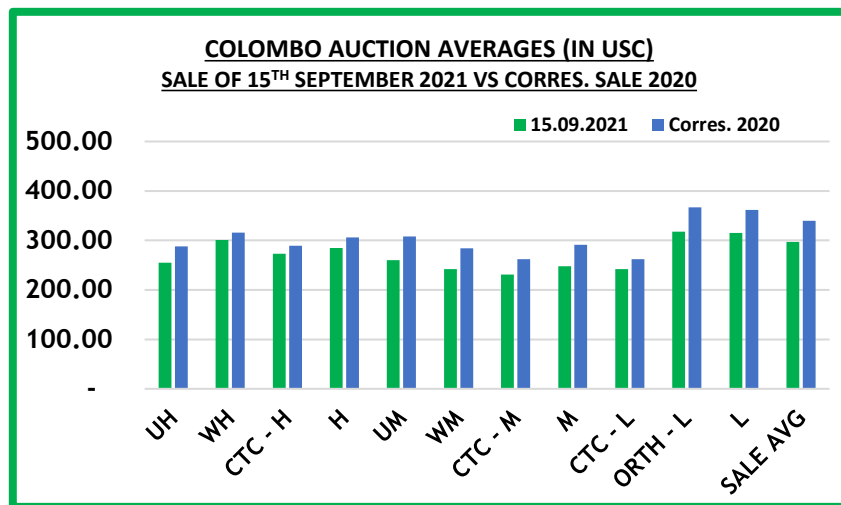


COLOMBO AUCTION AVERAGES



	Sale of 08/09/2021In LKR	Sale of 15/09/2021 In LKR	Corres. 2020 In LKR
Uva High Grown	520.92	505.72	530.03
Western High Grown	573.76	595.08	580.12
CTC High Grown	516.54	539.98	531.39
Summary of High Grown	555.22	564.53	562.89
Uva Medium Grown	535.48	513.90	566.71
Western Medium Grown	485.65	479.40	521.56
CTC Medium Grown	442.98	457.95	480.80
Summary of Medium Grown	501.74	490.77	535.42
CTC Low Grown	474.90	478.29	482.08
Orthodox Low Grown	615.38	629.16	675.31
Summary of Low Grown	609.39	622.71	665.06
TOTAL SALE AVERAGE	579.85	587.93	625.10

COLOMBO AUCTION AVERAGES



	Sale of 08/09/2021 In USC	Sale of 15/09/2021 In USC	Corres. 2020 In USC
Uva High Grown	262	255	288
Western High Grown	289	301	316
CTC High Grown	260	273	289
Summary of High Grown	279	285	306
Uva Medium Grown	269	260	308
Western Medium Grown	244	242	284
CTC Medium Grown	223	231	262
Summary of Medium Grown	252	248	291
CTC Low Grown	239	242	262
Orthodox Low Grown	310	318	367
Summary of Low Grown	307	315	362
TOTAL SALE AVERAGE	292	297	340

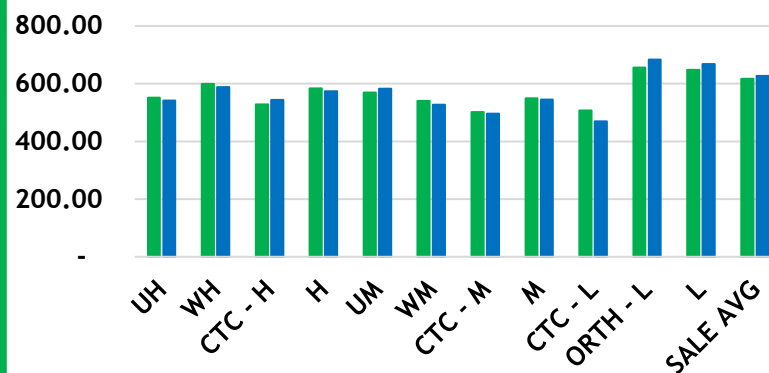


COLOMBO AUCTION AVERAGES

COLOMBO AUCTION AVERAGES – TODATE

(IN LKR)

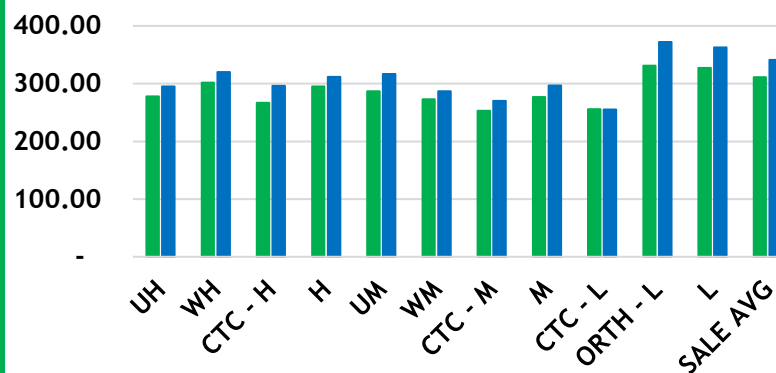
■ 2021 ■ 2020



COLOMBO AUCTION AVERAGES – TODATE

(IN USC)

■ 2021 ■ 2020



January to Date (Sale No.36)	2021 LKR	2020 LKR	2021 USC	2020 USC
Uva High Grown	550.93	541.94	278	295
Western High Grown	598.64	587.70	302	320
CTC High Grown	528.32	543.23	267	296
Summary of High Grown	584.09	573.68	295	312
Uva Medium Grown	569.06	582.97	287	317
Western Medium Grown	539.99	527.45	273	287
CTC Medium Grown	501.65	495.48	253	270
Summary of Medium Grown	548.77	544.99	277	297
CTC Low Grown	506.63	469.22	256	255
Orthodox Low Grown	655.72	683.94	331	372
Summary of Low Grown	647.44	667.75	327	363
TOTAL SALE AVERAGE	616.97	626.81	311	341



COLOMBO AUCTION AVERAGES

FROM 01 ST TO 15 TH SEPTEMBER 2021	LKR
Uva High Grown	519.01
Western High Grown	588.76
Summary of High Grown	564.35
Uva Medium Grown	529.99
Western Medium Grown	485.58
Summary of Medium Grown	500.49
Summary of Low Grown	613.95
TOTAL SALE AVERAGE	583.94



ALL BROKERS PRIVATE SALE FIGURES (FOR THE PERIOD – 13TH TO 18TH SEPTEMBER 2021)

	WEEKLY	TODATE
High, Medium & Low	46,992.00	2,398,391.80
Green Tea	41,617.00	1,519,782.50
Organic Tea	9,360.00	398,740.29
BMF	341,588.00	7,491,361.00
Direct Sales	-	-
Forward Contract	41,360.00	1,534,770.00





- **Crop and Weather**
- **Crop Figures**
- **Tea News**

CROP AND WEATHER - FOR THE PERIOD OF – 13TH TO 19TH SEPTEMBER 2021



Western

Dull weather conditions with occasional afternoon showers were experienced at the beginning of the week whilst bright weather conditions were experienced towards the end of the week in Dickoya, Talawakelle and Bogowantalawa districts.



Nuwara Eliya

Dull weather conditions with occasional afternoon showers and windy conditions was experienced throughout the week in Nuwara Eliya and Kandapola.



Uva

Bright weather prevailed throughout the week in Bandarawella and Badulla districts.



Low Grown

Dull weather with heavy afternoon showers were experienced at the beginning of the week, whilst bright weather prevailed towards the weekend in Galle, Rathnapura and Deniyaya.



Crop

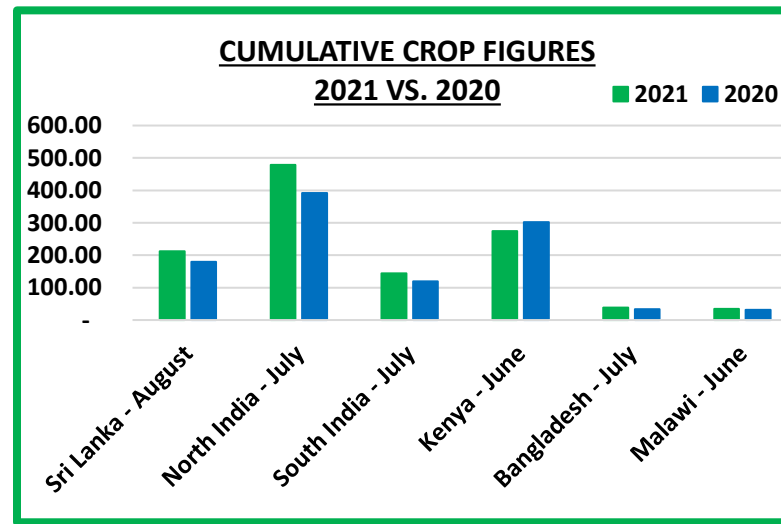
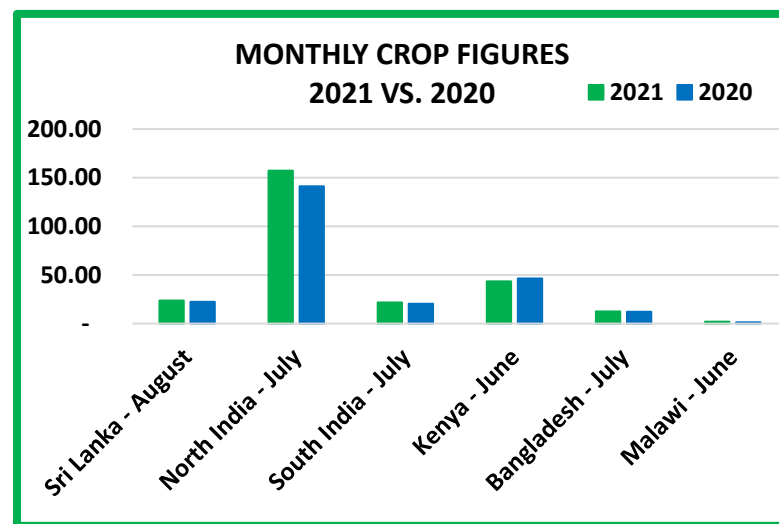
Crop intakes are low.



CROP FIGURES OF MAJOR PRODUCING & EXPORTING COUNTRIES

Country	Month	2021	2020	Cumulative + Inc. / Dec.	Cumulative	2021	2020	Cumulative + Inc. / Dec.
Sri Lanka	August	23.70	22.45	+ 1.25	Upto August	211.69	179.40	+ 32.29
North India	July	157.23 (E)	141.14	+ 16.09	Upto July	478.71 (E)	391.85	+ 86.86
South India	July	21.78 (E)	20.31	+ 1.47	Upto July	144.15 (E)	119.08	+ 25.07
Kenya	June	43.46	46.37	- 2.91	Upto June	274.07	301.60	- 27.53
Bangladesh	July	12.5	12.1	+ 0.40	Upto July	38.3	33.9	+ 4.40
Malawi	June	2.1	1.3	+ 0.80	Upto June	34.5	31.2	+ 3.30

(E) - Estimated





SRI LANKA TEA CROP

We give below the Sri Lanka Tea Crop for the month of August 2021 together with January / August 2021, and the corresponding figures for 2020.

	AUGUST		JANUARY – AUGUST	
	2 0 2 1	2 0 2 0	2 0 2 1	2 0 2 0
ORTHODOX				
High Grown	4,421,328	3,704,300	42,377,222	37,351,152
Medium Grown	3,082,431	2,767,655	29,561,065	24,899,779
Low Grown	13,986,912	14,132,173	119,838,697	100,323,696
TOTAL	21,490,672	20,604,127	191,776,984	162,574,627
CTC				
High Grown	436,603	342,927	4,128,407	3,448,407
Medium Grown	651,879	575,798	6,358,877	5,415,463
Low Grown	877,186	757,178	7,681,121	6,759,211
TOTAL	1,965,668	1,675,903	18,168,404	15,623,081
TOTAL BLACK PRODUCTION				
High Grown	4,857,931	4,047,227	46,505,629	40,799,559
Medium Grown	3,734,310	3,343,452	35,919,942	30,315,241
Low Grown	14,864,098	14,889,351	127,519,817	107,082,907
TOTAL	23,456,340	22,280,030	209,945,388	178,197,708
GREEN TEA				
High Grown	135,808	91,150	930,840	612,402
Medium Grown	96,581	72,671	774,215	509,388
Low Grown	11,365	12,286	41,549	81,347
TOTAL	243,754	176,107	1,746,604	1,203,136
TOTAL PRODUCTION				
High Grown	4,993,739	4,138,376	47,436,469	41,411,960
Medium Grown	3,830,891	3,416,123	36,694,157	30,824,629
Low Grown	14,875,463	14,901,637	127,561,366	107,164,254
TOTAL	23,700,094	22,456,136	211,691,992	179,400,844

SOURCE : SRI LANKA TEA BOARD



SRI LANKA TEA CROP - Continued;



Tea Production August 2021								
Black Tea Production According To Elevations								
Elevation	August (Kg)				January to Date (Kg)			
	2021	2020	Change	% Change	2021	2020	Change	% Change
High	4,993,739	4,138,376	855,363	21%	47,436,469	41,411,960	6,024,509	14.55%
Medium	3,830,891	3,416,123	414,768	12%	36,694,157	30,824,629	5,869,528	19.04%
Low	14,875,463	14,901,637	-26,174	0%	127,561,366	107,164,254	20,397,112	19.03%
Total	23,700,094	22,456,136	1,243,958	6%	211,691,992	179,400,844	32,291,148	18.00%
Tea Production According To Categories								
Production	August (Kg)				January to Date (Kg)			
	2021	2020	Change	% Change	2021	2020	Change	% Change
Orthodox	21,490,672	20,604,127	886,545	4%	191,776,984	162,574,627	29,202,357	17.96%
CTC	1,965,668	1,675,903	289,765	17%	18,168,404	15,623,081	2,545,323	16.29%
Green Tea	243,754	176,107	67,647	38%	1,746,604	1,203,136	543,468	45.17%
Total	23,700,094	22,456,136	1,243,958	6%	211,691,992	179,400,844	32,291,148	18.00%

SOURCE : SRI LANKA TEA BOARD



TEA NEWS AROUND THE GLOBE



MOMBASA MARKET

SALE NO. 38 – SALE OF 20TH / 21ST SEPTEMBER 2021

There was good demand for the 123,777 packages (8,101,559.00 kilos) on offer at irregular levels following quality and 20.22% remained unsold.

LEAF GRADES

Offerings: 61,961 packages (4,044,423.00 kilos) with 22.66% remaining unsold. Best BP1s on offer eased by up to USC20 but a few lines were steady to USC4 dearer following quality while brighter varieties met strong enquiry at firm levels and a few improved invoices advanced substantially by up to USC70. Medium types held firm to USC10 above last week's rates but some invoices were neglected with lower medium categories irregular and improved lines gained USC4 to USC43 while others were discounted by USC5 to USC22 where sold; plainer sorts lost USC3 to USC18 and some teas remained without bids but a few lines were up to USC4 dearer with quality.

The best PF1s in the market held firm to USC18 dearer but a few lines shed up to USC10 following quality while brighter types appreciated by up to USC16 with medium varieties steady to USC11 dearer. Lower medium categories were irregular varying between USC3 USC28 above previous levels to easier by USC2 to USC35 and some lines remained without bids while plainer types ranged between firm to USC9 dearer to easier by USC2 to USC21 and some teas were neglected.

DUST GRADES

Offerings: 40,400 packages (2,987,710.50 kilos). 20.74% were unsold. The best PDUSTs on offer held firm to USC24 above last week's levels with brighter categories a strong feature and advanced by USC2 to USC74 while mediums were well-competed for gaining USC2 to USC32 closely following quality; lower medium varieties met an irregular interest with improved lines appreciating by USC3 to USC8 following quality but others eased by USC2 to USC15 and some invoices remained unsold. Plainer descriptions ranged between steady to USC8 dearer to easier by USC5 to USC30 with some lines remaining without bids.

Best DUST1s in the market saw useful enquiry at USC8 to USC14 dearer with quality and brighter categories appreciated by USC12 to USC22 closely following quality. Medium types met an irregular interest varying between firm to USC14 above previous week's rates to easier by up to USC61 while lower medium categories were discounted by USC2 to USC15 and some invoices were unsold although a few improved lines held value; plainer sorts were about steady to USC17 below last prices and some teas were neglected.

SECONDARY GRADES

Offerings: 21,416 packages (1,069,425.50 kilos) and 12.16% remained unsold. In the Secondary Catalogues, best BPs gained while others were steady with PFs firm. Clean well sorted coloury Fannings were firm with similar DUSTs discounted. Other Fannings held value while DUSTs were easier. BMFs were well absorbed.

MARKETS

Pakistan Packers lent more and strong support with increased activity from Yemen, other Middle Eastern countries and UK while Egyptian Packers and Sudan showed useful interest. Russia and Bazaar were active but the latter were selective; Kazakhstan and other CIS states were selective. Afghanistan and Iran were subdued. There was less interest from Local Packers on account of price. Somalia were active at the lower end of the market.





TEA NEWS AROUND THE GLOBE

MOMBASA MARKET – Continued

QUOTATIONS	BROKENS \$	FANNINGS \$
Best	264 – 630	296 – 364
Good	249 – 360	310 – 338
Good Medium	249 – 290	274 – 329
Medium	260 – 280	250 – 272
Lower Medium	119 – 223	124 – 226
Plain	105 – 156	105 – 197

AUCTION	KENYA 2020 \$	KENYA 2021 \$	TOTAL 2020 \$	TOTAL 2021 \$
36	2.10	2.15	1.99	1.97
37	2.04	2.17	1.97	2.04
38	1.98	2.23	1.89	2.10

SOURCE : AFRICA TEA BROKERS LTD.



TEA NEWS AROUND THE GLOBE



CHITTAGONG MARKET

SALE NO. 19 – 20TH SEPTEMBER 2021

CTC LEAF: 49,466 packages of Current Season teas on offer met with a good demand.

BROKENS: Well-made good liquoring Brokens were a fairly strong market and were dearer by Tk.1/- to Tk.2/-. Their Medium sorts were also a good market and were slightly dearer. Plain and BLF teas met with a fair demand at around last levels.

FANNINGS: Good liquoring Fannings met with a good demand and were generally firm. Medium varieties followed a similar trend and were slightly dearer following competition. Plain and BLF teas were an irregular market following quality.

CTC DUST: 12,107 packages of Current Season teas on offer met with good demand. Select best liquoring Dusts met with good competition and advanced by Tk. Tk.8/- to Tk.10/-. Other good liquoring Dusts were also fully firm to slightly dearer. Their Mediums were barely steady. Plain and BLFs were again an easier market with few withdrawals. Blenders lent strong support with fair interest from the Loose tea buyers.

COMMENTS: Good liquoring teas were once again a strong feature of the market and were mostly firm to dearer. Blenders continued to lent useful support with a little more interest from the Loose tea buyers.

Dusts sold well.

Our catalogue (Sale 19): Avg: Tk 203.12, Sold 80.3% & (Sale 18) Avg: Tk 202.36, sold 81.1%.

Quotations – This Week – (In Taka)

Brokens	This Week	Last Week	Fannings	This week	Last Week	Dust	This week	Last Week
Large	180-195 nom	180-195 nom	Best	207-212	205-210	PD	179-225	175-240
Medium	192-203	192-202	Good	195-202	195-200	RD	164-264	163-270
Small	193-205	193-203	Medium	189-194	189-193	D	175-268	166-278
Plain	180-185	178-183	Plain	182-187	180-185	CD	175-395	180-402
BLF	155-175	155-175	BLF	155-175	155-175	BLF	164-175	163-166

Exchange Rates 20 September 2021 Sterling Pound: Tk. 114.1606 dollar: Tk. 84.0190

SOURCE : NATIONAL BROKERS LTD



TEA NEWS AROUND THE GLOBE



SILIGURI MARKET

SALE NO.37 – SALE OF 17TH SEPTEMBER 2021

1. MARKET DESCRIPTION :

- Demand – good for quality, fair for remainder.
- Prices eased, more so for the medium and lower medium varieties.

2. TOTAL AUCTION WEIGHTED AVERAGE (₹)

	2021-22			2020-21			UPTO SALE - 37		
	SALE - 37	SALE - 36	+/-	SALE - 37	SALE - 36	+/-	2021-22	2020-21	2019-20
CTC	166.33	169.89	-3.57	252.53	254.51	-1.99	189.31	237.19	143.72
DUST	152.39	159.07	-6.68	242.78	248.51	-5.73	176.04	228.00	136.02
TOTAL	164.61	168.68	-4.07	251.40	253.80	-2.40	187.73	236.01	142.80

SOURCE: PARCON INDIA PVT LTD

GUWAHATI MARKET

SALE NO. 37 – SALE OF 17TH SEPTEMBER 2021

1. MARKET DESCRIPTION :

- Good demand.
- Levels for good/best Assams were steady and at times well competed for the improved sorts. The better medium and medium varieties were irregular and mostly around last.
- Liquoring dusts sold at firm levels. Remainder followed the trend in leaf but witnessed higher withdrawals.

2. TOTAL AUCTION WEIGHTED AVERAGE (₹)

	2021-22			2020-21			UPTO SALE - 37		
	SALE - 37	SALE - 36	+/-	SALE - 37	SALE - 36	+/-	2021-22	2020-21	2019-20
CTC	178.70	174.70	4.00	DROPPED	276.52	-276.52	193.79	268.81	152.27
DUST	174.17	174.26	-0.09	DROPPED	289.68	-289.68	189.67	275.21	156.32
TOTAL	177.37	174.56	2.81	DROPPED	281.29	-281.29	192.54	271.07	153.60

SOURCE: PARCON INDIA PVT LTD



TEA NEWS AROUND THE GLOBE



KOLKATA ORTHODOX / CTC MARKET

SALE NO.37 – SALE OF 16TH / 17TH SEPTEMBER 2021

1. Market description :

- Strong demand.
- Levels irregular around last.
- Second line and bolder whole leaf firm.
- Few larger Broken and smaller Fannings settled lower. Secondaries were readily absorbed.
- Select tippy sorts sold in line with quality.

	WHOLE LEAF			BROKEN	FANNINGS
	1ST LINE	2ND LINE	GFOP	BROKEN	FANNINGS
BEST	360-400+	290-310+	285-290	280-300+	NQ
GOOD	300-340	375-285	270-280	250-280	180-220
MEDIUM	260-285	255-270	250-265	220-245	140-160

1. Market description :

- Demand: good for best & good category, fair for remainder.
- Market: good/best Assams were fully firm, while the remainder were irregular and at times tended easier.
- Liquoring dust grades appreciated at times, which improved further with the progress of the sale following competition. Better medium & below eased and also witnessed withdrawals.
- Good Dooars were barely steady, balance eased following quality.

2. TOTAL AUCTION WEIGHTED AVERAGE (₹)

	2021-22			2020-21			UPTO SALE - 37		
	SALE - 37	SALE - 36	+/-	SALE - 37	SALE - 36	+/-	2021-22	2020-21	2019-20
CTC	196.61	202.07	-5.45	286.33	293.76	-7.43	215.62	286.37	166.90
DUST	220.96	210.72	10.23	276.61	304.69	-28.08	218.85	301.59	174.49
TOTAL	203.95	204.70	-0.75	283.20	297.00	-13.80	216.51	290.92	169.12

SOURCE: PARCON INDIA PVT LTD



UPCOMING AUCTION DETAILS

Auction No.	39		38	
Dates	05 th / 06 th October 2021		28 th / 29 th September 2021	
	No. of Lots	Qty – kg	No. of Lots	Qty – kg
Ex-Estate	631	707,894	660	744,011
Main Sale Total	10,719	5,290,091	10,640	196,892
High & Medium	1,526	765,574	1,581	773,250
Low Grown – Leafy	2,171	904,193	2,094	858,080
Low Grown – Semi Leafy	1,609	720,538	1,774	781,106
Low Grown Tippy	2,115	1,044,443	2,126	1,024,236
Premium / Flowery	376	58,865	408	63,593
Off Grades	2,382	1,289,630	2,141	1,183,707
Dust	540	506,848	516	512,920
Grand Total	11,350	5,997,985	11,300	5,940,903
Reprints	1,130	661,689	1,318	744,665
Total No. of Lots on Offer	11,350		11,300	
Total Quantity on Offer (kg)	5,997,985		5,940,903	



SCHEDULED CLOSING DATES

Auction No.	Date of Sale	Ex-Estate	Main Sale
40	11 th / 12 th October 2021	23/09/2021	23/09/2021
41	18 th October 2021	30/09/2021	30/09/2021
42	26 th / 27 th October 2021	17/10/2021	17/10/2021

PROMPT DATES

Auction No.	Buyers	Sellers
38	05/10/2021	06/10/2021
39	12/10/2021	13/10/2021
40	18/10/2021	21/10/2021



ORDER OF SALE (SALE NO. 38 – 28TH / 29TH SEPTEMBER 2021)

Main Sale Order – 1 (Leafy / Semi Leafy / Tippy / Premium / 1A)	Main Sale Order – 2 (H & M / Off Grade / Dust)	Ex-Estate
Ceylon Tea Brokers PLC	Asia Siyaka Commodities PLC	JOHN KEELLS PLC
F & W Tea Brokers (Pvt) Ltd	JOHN KEELLS PLC	Lanka Commodity Brokers Ltd
Eastern Brokers. Ltd.	Eastern Brokers. Ltd.	Mercantile Produce Brokers (Pvt) Ltd
Mercantile Produce Brokers (Pvt) Ltd	Ceylon Tea Brokers PLC	Eastern Brokers. Ltd.
Asia Siyaka Commodities PLC	Lanka Commodity Brokers Ltd	Ceylon Tea Brokers PLC
Lanka Commodity Brokers Ltd	Bartleet Produce Marketing (Pvt) Ltd	F & W Tea Brokers (Pvt) Ltd
JOHN KEELLS PLC	F & W Tea Brokers (Pvt) Ltd	Bartleet Produce Marketing (Pvt) Ltd
Bartleet Produce Marketing (Pvt) Ltd	Mercantile Produce Brokers (Pvt) Ltd	Asia Siyaka Commodities PLC.

[DB : HR / SG]





“ Character cannot be developed in ease and quiet. Only through experience of trial and suffering can the soul be strengthened, ambition inspired, and success achieved..

– *Helen Keller* ”