



# TEA MARKET REPORT

## JOHN KEELLS PLC

**SALE NO.38 – 24<sup>TH</sup> / 25<sup>TH</sup> SEPTEMBER 2024**



# ORDER OF SALE (SALE NO. 38 – 24<sup>TH</sup> / 25<sup>TH</sup> SEPTEMBER 2024)

| Main Sale Order – 1<br>(Leafy / Semi Leafy / Tippy / Premium / 1A) | Main Sale Order – 2<br>(H & M / Off Grade / Dust) | Ex-Estate                             |
|--|---|---------------------------------------|
| ASIA SIYAKA COMMODITIES PLC.                                       | ASIA SIYAKA COMMODITIES PLC.                      | ASIA SIYAKA COMMODITIES PLC.          |
| LANKA COMMODITY BROKERS LTD  | <b>JOHN KEELLS PLC</b>                            | EASTERN BROKERS. LTD.                 |
| <b>JOHN KEELLS PLC</b>   | EASTERN BROKERS. LTD.                             | MERCANTILE PRODUCE BROKERS (PVT) LTD  |
| MERCANTILE PRODUCE BROKERS (PVT) LTD                               | CEYLON TEA BROKERS PLC                            | <b>JOHN KEELLS PLC</b>                |
| EASTERN BROKERS. LTD.  | LANKA COMMODITY BROKERS LTD                       | BARTLEET PRODUCE MARKETING (PVT) LTD  |
| FORBES & WALKER TEA BROKERS (PVT) LTD                              | BARTLEET PRODUCE MARKETING (PVT) LTD              | CEYLON TEA BROKERS PLC                |
| BARTLEET PRODUCE MARKETING (PVT) LTD                               | FORBES & WALKER TEA BROKERS (PVT) LTD             | LANKA COMMODITY BROKERS LTD           |
| CEYLON TEA BROKERS PLC   | MERCANTILE PRODUCE BROKERS (PVT) LTD              | FORBES & WALKER TEA BROKERS (PVT) LTD |



## AUCTION DETAILS

| Auction No.                        | 38   |           |
|------------------------------------|--|-----------|
| Dates                              | 24 <sup>th</sup> / 25 <sup>th</sup> September 2024 |           |
|                                    | No. of Lots  | Qty – kg  |
| Ex Estate                          | 818  | 783,623   |
| Main Sale Total                    | 11,430   | 5,162,433 |
| High & Medium                      | 1,956  | 837,167   |
| Low Grown - Leafy                  | 2,112  | 760,457   |
| Low Grown - Semi Leafy             | 1,800  | 775,400   |
| Low Grown Tippy                    | 2,351  | 1,160,772 |
| Premium / Flowery                  | 490  | 72,475    |
| Off Grades                         | 2,104  | 1,015,962 |
| Dust                               | 617  | 540,200   |
| Grand Total                        | 12,248   | 5,946,056 |
| Reprints                           | 1,763  | 822,624   |
|                                    |  |           |
| <b>Total No. of Lots Offered</b>   | <b>12,248</b>                                      |           |
| <b>Total Quantity Offered (kg)</b> | <b>5,946,056</b>                                   |           |

## PROMPT DATES

| Auction No. | Buyers     | Sellers    |
|-------------|------------|------------|
| 38          | 01/10/2024 | 02/10/2024 |

# COMMENTS



0.8Mkg of Ex- Estate teas on offer met with lower demand. Select Best Western High Grown BOPs were mostly easier, the below best and plainer sorts too eased from last week's levels. Select Best Western High Grown BOPFs were irregularly lower, the below best and plainer sorts followed a similar trend. Nuwara Eliya BOPs / BOPFs mostly remained unsold. Uda Pussellawa BOPs were tending irregular, the BOPFs eased from last week's levels. Uva BOPs appreciated selectively, the BOPFs gained marginally. Low Grown CTC BP1s gained selectively, the High and Medium sorts were easier. Low Grown CTC PF1s were firm to irregular following quality, the High and Medium PF1s were irregular.

The 2.7Mkg of Low Grown teas on offer met with fair demand. In the Leafy segment, Well-made OPs/OPAs were firm to dearer, others met with good demand. OP1s gained irregularly. BOP1s were firm. PEKOE1s were firm to dearer. PEKOE1s followed a similar trend. In the Small Leaf segment, FBOPs were firm. FF1s gained selectively. BOPF.SP, BOPF, BOP.SP and BOP grades were firm on last. FF varieties were irregular. Premium flowery teas were irregularly lower.

Turkey, Russia, Iran and the C.I.S countries lent fair support. Libya and Iraq were active.







## MARKET DESCRIPTION

### Western Teas

Select best Western High Grown BOPs declined from last levels, however only a few invoices gained selectively following special inquiry, the below best and plainer varieties were mostly easier. Select best BOPFs were mostly easier, the below best and plainer varieties too declined by Rs.20/- to Rs.50/- on average. Medium BOPs were firm to a little easier, the BOPFs were firm to marginally dearer at times.

### Nuwara Eliya Teas

BOP / BOPFs mostly remained unsold.

### Uva Teas

Uva BOPs appreciated Rs.20/- to Rs.40/- selectively, the BOPFs were firm to Rs.20/- to Rs.30/- dearer at times. Uda Pussellawa BOPs were tending irregular, the BOPFs declined by Rs.20/- to Rs.50/- from last levels.

### CTC Teas

Low Grown CTC BP1s gained selectively, others were barely steady, the High and Medium sorts were tending easier. Low Grown CTC PF1s were firm to a little irregular following quality, the High and Medium sorts were tending irregular.

## QUOTATIONS

|                     | BOP – RS.   | BOPF – RS.  |
|---------------------|-------------|-------------|
| Good Westerns       | 1360 – 1550 | 1360 – 1440 |
| Average Westerns    | 1140 – 1340 | 1240 – 1340 |
| Plainer Westerns    | 1020 – 1120 | 1120 – 1220 |
| Western Mediums     | 770 – 1950  | 800 – 1240  |
| Uva Teas            | 1180 – 1400 | 1140 – 1360 |
| Nuwara Eliya Teas   | NQ          | NQ          |
| Uda Pussellawa Teas | 1100 – 1260 | 1080 – 1160 |
| CTC (BP1 and PF1)   | 730 – 1360  | 800 – 1650  |





# MARKET DESCRIPTION

## Low Grown

All wiry OP1s met with good demand, below best types were firm, secondaries too sold at last levels. Better twisted OPs met with good demand, secondaries were irregular. Select best OPAs were firm, balance showed selective improvement. Select best BOP1s were firm on last levels, bolder types met with fair demand. Select best Pekoes and bolder types were firm to dearer. Shotty Pekoe1s were firm on last, others met with fair demand.

Select best BOPs were selectively dearer. BOP.SP.s and BOPF.SP.s met with fair demand. BOPFs were easier from last levels. Select best FBOPF1s were firm to dearer others met with fair demand. Select best FBOPs were firm, others met with fair demand. Tippy FBOPF varieties met with fair demand others were irregular. All Premium Flowery teas were irregularly lower.

## Off Grades

Select best and best Fgs1s maintained on last levels, below best and poorer sorts were lower by Rs.20/- to Rs.40/-. Select best and best BM.s maintained on last levels, below best and poorer types were dearer by Rs.10/- to Rs.20/-. Select best and best BP.s were firm on last levels, below best and poorer varieties were dearer by Rs.10/- to Rs.20/-. Select best BOP1As were dearer by Rs.20/- to Rs.40/-, best types maintained on last levels, below best types were lower by Rs.40/- to Rs.60/-, whilst poorer types were lower by Rs.20/- to Rs.50/-.

## Dust

Select best Dust1s were firm, best types were dearer by Rs.20/- to Rs.40/-, others were firm. Select best and best High and Medium CTCs were firm on last, below best and plainer varieties were easier by Rs.20/- to Rs.40/-. Low Grown CTCs were firm. Low Grown Dust / Dust1s declined by Rs.20/- to Rs.40/-.



# QUOTATIONS

|                       | Select Best        | Best              | Below Best        | Others            |
|-----------------------|--------------------|-------------------|-------------------|-------------------|
| <b>LIQUORING</b>      |                    |                   |                   |                   |
| DUST-1                | 1350.00 - 1800.00  | 1180.00 - 1340.00 | 1000.00 - 1170.00 | 720.00 - 990.00   |
| <b>OFF GRADES</b>     |                    |                   |                   |                   |
| FGS1                  | 1100.00 - 1200.00  | 1000.00 - 1090.00 | 840.00 - 990.00   | 570.00 - 830.00   |
| FGS                   | 860.00 - 940.00    | 800.00 - 850.00   | 750.00 - 790.00   | 630.00 - 740.00   |
| <b>LOW GROWNS</b>     |                    |                   |                   |                   |
| FBOPF / FFSP / FFEXSP | 5800.00 - 6500.00  | 3700.00 - 4800.00 | 2700.00 - 3400.00 | 1000.00 - 1100.00 |
| BOP                   | 1950.00 - 2250.00  | 1650.00 - 1750.00 | 1250.00 - 1350.00 | 1000.00 - 1100.00 |
| BOPSP                 | 2000.00 - 23500.00 | 1750.00 - 2000.00 | 1450.00 - 1700.00 | 750.00 - 1300.00  |
| BOPF                  | 1500.00 - 1900.00  | 950.00 - 1050.00  | 850.00 - 900.00   | 800.00 - 850.00   |
| FBOPF1                | 1800.00 - 2000.00  | 1600.00 - 1650.00 | 1350.00 - 1450.00 | 950.00 - 1100.00  |
| FBOP                  | 2200.00 - 2400.00  | 1700.00 - 1750.00 | 1400.00 - 1500.00 | 950.00 - 1000.00  |
| BOP1                  | 2350.00 - 3050.00  | 1950.00 - 2300.00 | 1300.00 - 1600.00 | 900.00 - 1280.00  |
| OP1                   | 2750.00 - 3200.00  | 2300.00 - 2700.00 | 1550.00 - 2000.00 | 800.00 - 1500.00  |
| OP                    | 1550.00 - 1800.00  | 1400.00 - 1500.00 | 1180.00 - 1380.00 | 800.00 - 1160.00  |
| OPA                   | 1550.00 - 2000.00  | 1280.00 - 1500.00 | 1100.00 - 1260.00 | 800.00 - 1080.00  |
| PEKOE                 | 1700.00 - 2300.00  | 1440.00 - 1650.00 | 1200.00 - 1420.00 | 800.00 - 1180.00  |
| PEKOE1                | 1700.00 - 2650.00  | 1420.00 - 1650.00 | 1300.00 - 1400.00 | 850.00 - 1280.00  |
| DUST / DUST1          | 1050.00 - 1240.00  | 900.00 - 1040.00  | 730.00 - 890.00   | 650.00 - 720.00   |



# EXCHANGE RATES

The average rates currencies quoted on 25<sup>th</sup> September 2024 at 9.30 a.m. by Commercial Banks in Colombo for Telegraphic Transfers (TT).

| CURRENCY | BUY RATE | SELL RATE |
|----------|----------|-----------|
| USD      | 297.95   | 307.31    |
| EURO     | 332.08   | 345.53    |
| GBP      | 398.61   | 413.78    |





- **Top Prices**
- **Colombo Auction Averages**
- **All Brokers Private Sale Figures**



# TOP PRICES (SALE NO. 38 – 24<sup>TH</sup> / 25<sup>TH</sup> SEPTEMBER 2024)

| WESTERN HIGH |   |                   |                |
|--------------|---|-------------------|----------------|
| BOP          |   | Ingestre          | 1550.00        |
|              |   | Somerset          | 1550.00        |
|              |   | Alton             | 1550.00        |
| BOPSP        |   | Wattegodde        | 1600.00        |
| BOPF/BOPFSP  |   | Wattegodde        | 1440.00        |
|              |   | Great Western     | 1440.00        |
| FBOP/FBOP1   |   | Inverness         | 1750.00        |
| FBOPF/FBOPF1 | * | <b>Venture</b>    | <b>1600.00</b> |
| BOP1         | * | <b>St Andrews</b> | <b>1800.00</b> |
| OP/OPA       | * | <b>Venture</b>    | <b>1300.00</b> |
| OP1          | * | <b>St Andrews</b> | <b>1700.00</b> |
| PEKOE/PEKOE1 |   | Weddemulla        | 1650.00        |

| UVA HIGH     |   |                      |                |
|--------------|---|----------------------|----------------|
| BOP          | * | <b>Uvakellie</b>     | <b>1480.00</b> |
| BOPSP        |   | Craig                | 1550.00        |
| BOPF/BOPFSP  |   | Nayabedde            | 1360.00        |
| FBOP/FBOP1   |   | Oodoowerre           | 1750.00        |
| FBOPF/FBOPF1 |   | Oodoowerre           | 1650.00        |
|              |   | Ranaya               | 1650.00        |
|              |   | Gonamotawa           | 1650.00        |
| BOP1         | * | <b>Uva Highlands</b> | <b>1900.00</b> |
| OP/OPA       |   | Oodoowerre           | 1320.00        |
|              |   | Mount Uva            | 1320.00        |
| OP1          | * | <b>Glenanore</b>     | <b>1550.00</b> |
|              | * | <b>Aislabay</b>      | <b>1550.00</b> |
| PEKOE/PEKOE1 |   | Ranaya               | 1800.00        |

| NUWARA ELIYA |   |                |               |
|--------------|---|----------------|---------------|
| BOP          |   | Kenmare        | 1220.00       |
| BOPSP        |   | Kenmare        | 1180.00       |
| BOPF/BOPFSP  |   | Court Lodge    | 1020.00       |
| FBOP/FBOP1   |   | Mahagastotte   | 1200.00       |
| OP/OPA       | * | <b>Kenmare</b> | <b>820.00</b> |
| PEKOE/PEKOE1 |   | Kenmare        | 1200.00       |

| WESTERN MEDIUM |  |                 |         |
|----------------|--|-----------------|---------|
| BOP            |  | Craighead       | 1950.00 |
|                |  | Harangalla      | 1950.00 |
| BOPSP          |  | Windsorforest   | 1650.00 |
|                |  | Rilagala        | 1650.00 |
|                |  | Uplands         | 1650.00 |
| BOPF/BOPFSP    |  | Harangalla      | 1420.00 |
| FBOP/FBOP1     |  | Ancoombra       | 1900.00 |
|                |  | Hatale          | 1900.00 |
| FBOPF/FBOPF1   |  | Craighead       | 1900.00 |
|                |  | Doombagastalawa | 1900.00 |
| BOP1           |  | Craighead       | 2400.00 |
| OP/OPA         |  | Hatale          | 1500.00 |
|                |  | Harangalla      | 1500.00 |
| OP1            |  | Craighead       | 2050.00 |
| PEKOE/PEKOE1   |  | Uplands         | 1950.00 |

| UVA MEDIUM   |   |                         |                |
|--------------|---|-------------------------|----------------|
| BOP          | * | <b>Halpewatte Uva</b>   | <b>1650.00</b> |
|              |   | Dickwella               | 1650.00        |
|              |   | Demodera 'S'            | 1650.00        |
| BOPSP        | * | <b>Demodera 'S'</b>     | <b>1700.00</b> |
| BOPF/BOPFSP  |   | Dickwella               | 1600.00        |
| FBOP/FBOP1   | * | <b>Telbedde</b>         | <b>1850.00</b> |
| FBOPF/FBOPF1 | * | <b>Sarnia Plaiderie</b> | <b>1750.00</b> |
|              |   | Wewesse                 | 1750.00        |
| BOP1         |   | Roseland Uva            | 1900.00        |
| OP/OPA       |   | High Spring             | 1500.00        |
| OP1          |   | Telbedde                | 1900.00        |
| PEKOE/PEKOE1 |   | Halpewatta Uva          | 1800.00        |

| CTC LOW |    |                           |                |
|---------|----|---------------------------|----------------|
| PF1     | *  | <b>Kalubowitiyana CTC</b> | <b>1650.00</b> |
| BP1     | *  | <b>Hingalgoda CTC</b>     | <b>1360.00</b> |
|         | *  | <b>Ceciliyan CTC</b>      | <b>1360.00</b> |
| BPS     |    | Lantern Hill CTC          | 840.00         |
| OF      | ** | <b>Peakwatta CTC</b>      | <b>810.00</b>  |

| UDA PUSSELLAWA |   |                   |                |
|----------------|---|-------------------|----------------|
| BOP            |   | Luckyland         | 1260.00        |
| BOPSP          |   | -                 |                |
| BOPF/BOPFSP    | * | <b>Liddesdale</b> | <b>1160.00</b> |
|                |   | Luckyland         | 1160.00        |
| FBOP/FBOP1     |   | Alma              | 1650.00        |
| FBOPF/FBOPF1   |   | Alma              | 1800.00        |
| BOP1           |   | -                 |                |
| OP/OPA         |   | Alma              | 1300.00        |
| OP1            |   | Alma              | 1550.00        |
| PEKOE/PEKOE1   |   | Alma              | 2100.00        |

| CTC HIGH |  |               |         |
|----------|--|---------------|---------|
| PF1      |  | Dunsinane CTC | 1260.00 |
| BP1      |  | -             |         |
| BPS      |  | -             |         |
| OF       |  | -             |         |

| CTC MEDIUM |   |                  |                |
|------------|---|------------------|----------------|
| PF1        | * | <b>Delta CTC</b> | <b>1300.00</b> |
| BP1        | * | <b>Delta CTC</b> | <b>1020.00</b> |
| BPS        |   | Strathdon CTC    | 940.00         |
| OF         |   | -                |                |



# TOP PRICES (SALE NO. 38 – 24<sup>TH</sup> / 25<sup>TH</sup> SEPTEMBER 2024)

| LOW    |   |                     |                |
|--------|---|---------------------|----------------|
| BOP    |   | Mulatiyana Hills    | 2800.00        |
|        |   | Mahaliyadda         | 2800.00        |
| BOPSP  |   | KDU Super           | 2350.00        |
| BOPF   |   | Sithaka             | 2150.00        |
| BOPFSP |   | Palmgarden          | 2300.00        |
| FBOP   |   | Sithaka             | 2950.00        |
| FBOP1  |   | Sithaka             | 2100.00        |
| FBOPF  |   | Suwishka            | 2050.00        |
| FBOPF1 | * | <b>Lumbini</b>      | <b>2000.00</b> |
|        |   | Pothotuwa           | 2000.00        |
| BOP1   |   | Sithaka             | 3050.00        |
| OP1    |   | Susantha            | 3200.00        |
| OP     | * | <b>Bogoda Group</b> | <b>1800.00</b> |
| OPA    |   | Liyonta             | 2000.00        |
| PEKOE  |   | Lumbini             | 2300.00        |
| PEKOE1 |   | Liyonta             | 2650.00        |

**\*\* MORE THAN ONE TOP PRICE OBTAINED**  
**\* TEAS SOLD BY JOHN KEELLS PLC**  
**+ ALL TIME RECORD PRICE**  
**++ ALL TIME RECORD PRICE EQUALED**

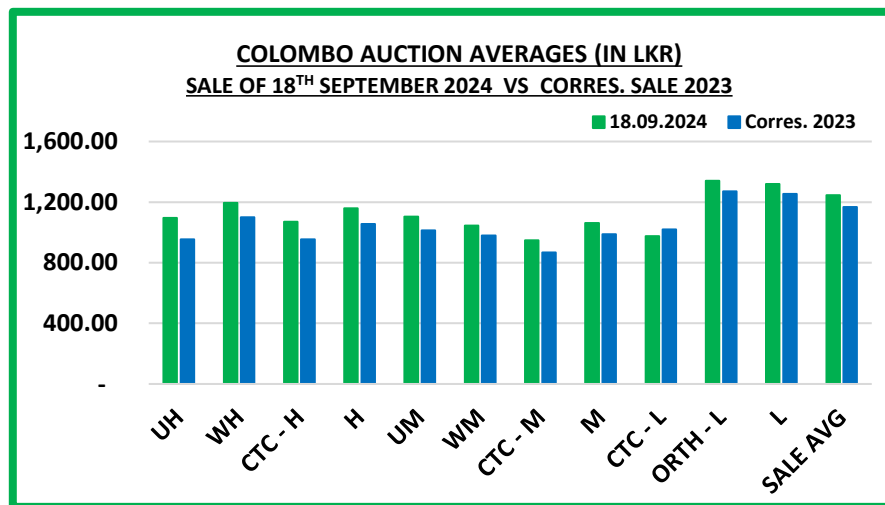
| PREMIUM    |  |                  |         |
|------------|--|------------------|---------|
| FBOPFSP    |  | Parakaduwa Super | 6500.00 |
| FBOPFEXSP  |  | Garden Leaf      | 7000.00 |
| FBOPFEXSP1 |  | Kamarangapitiya  | 6600.00 |

| DUST   |   |                    |                |
|--------|---|--------------------|----------------|
| DUST1  | * | <b>Mattakelle</b>  | <b>1800.00</b> |
| P.DUST |   | Kalubowitiyana CTC | 1320.00        |

| OFF GRADES |   |                       |                |
|------------|---|-----------------------|----------------|
| FNGS/FNGS1 | * | <b>Wattegodde</b>     | <b>1200.00</b> |
|            |   | Clydesdale            | 1200.00        |
|            | * | <b>Fetteresso</b>     | <b>1160.00</b> |
| PFNGS      | * | <b>Hingalgoda CTC</b> | <b>1380.00</b> |
| BM         |   | Gunawardena           | 1180.00        |
| BP         | * | <b>Bogoda</b>         | <b>1500.00</b> |
|            |   | Ganganee              | 1500.00        |
| BOP1A      |   | Chandrika Estate      | 1440.00        |

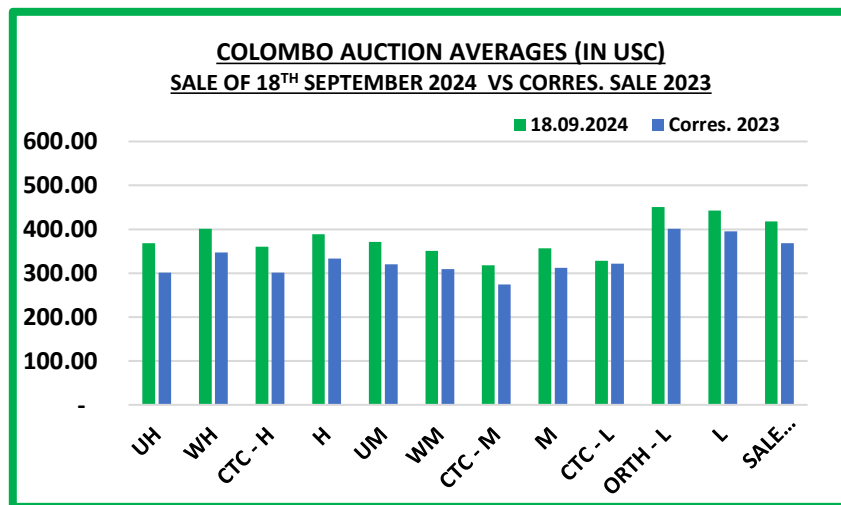


# COLOMBO AUCTION AVERAGES



|                                | Sale of<br>10/09/2024<br>In LKR | Sale of<br>18/09/2024<br>In LKR | Corres.<br>2023<br>In LKR |
|--------------------------------|---------------------------------|---------------------------------|---------------------------|
| Uva High Grown                 | 1045.85                         | 1095.87                         | 954.52                    |
| Western High Grown             | 1172.44                         | 1194.51                         | 1101.01                   |
| CTC High Grown                 | 1034.58                         | 1070.66                         | 954.86                    |
| <b>Summary of High Grown</b>   | <b>1128.75</b>                  | <b>1159.21</b>                  | <b>1054.93</b>            |
| Uva Medium Grown               | 1062.63                         | 1104.25                         | 1013.12                   |
| Western Medium Grown           | 1020.01                         | 1045.08                         | 980.59                    |
| CTC Medium Grown               | 938.36                          | 947.14                          | 868.02                    |
| <b>Summary of Medium Grown</b> | <b>1031.76</b>                  | <b>1061.39</b>                  | <b>988.92</b>             |
| CTC Low Grown                  | 984.05                          | 975.16                          | 1019.67                   |
| Orthodox Low Grown             | 1290.97                         | 1341.59                         | 1270.76                   |
| <b>Summary of Low Grown</b>    | <b>1273.38</b>                  | <b>1318.87</b>                  | <b>1253.57</b>            |
| <b>TOTAL SALE AVERAGE</b>      | <b>1205.08</b>                  | <b>1245.08</b>                  | <b>1167.95</b>            |

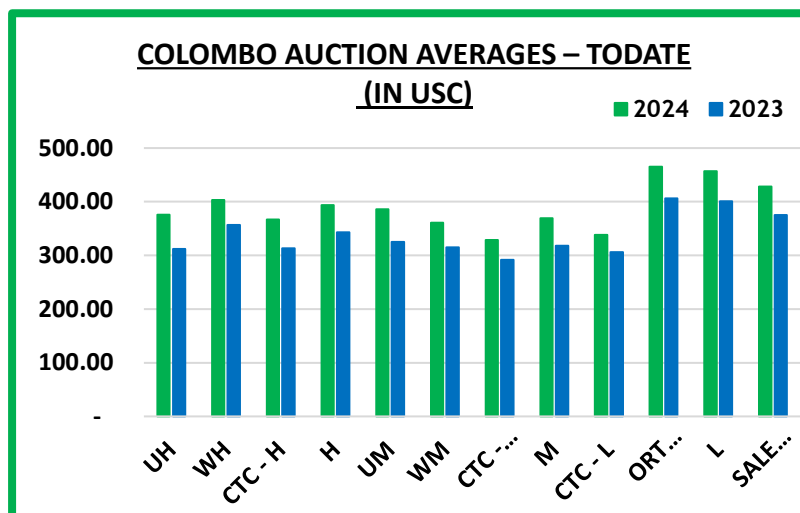
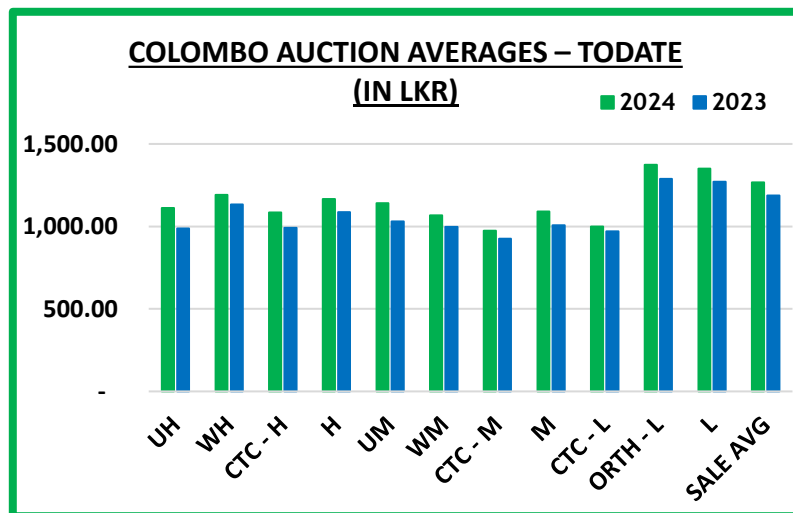
# COLOMBO AUCTION AVERAGES



|                                | Sale of<br>10/09/2024<br>In USC | Sale of<br>18/09/2024<br>In USC | Corres.<br>2023<br>In USC |
|--------------------------------|---------------------------------|---------------------------------|---------------------------|
| Uva High Grown                 | 352                             | 368                             | 301                       |
| Western High Grown             | 395                             | 401                             | 347                       |
| CTC High Grown                 | 348                             | 360                             | 301                       |
| <b>Summary of High Grown</b>   | <b>380</b>                      | <b>389</b>                      | <b>333</b>                |
| Uva Medium Grown               | 358                             | 371                             | 320                       |
| Western Medium Grown           | 344                             | 351                             | 309                       |
| CTC Medium Grown               | 316                             | 318                             | 274                       |
| <b>Summary of Medium Grown</b> | <b>347</b>                      | <b>357</b>                      | <b>312</b>                |
| CTC Low Grown                  | 331                             | 328                             | 322                       |
| Orthodox Low Grown             | 435                             | 451                             | 401                       |
| <b>Summary of Low Grown</b>    | <b>429</b>                      | <b>443</b>                      | <b>395</b>                |
| <b>TOTAL SALE AVERAGE</b>      | <b>406</b>                      | <b>418</b>                      | <b>368</b>                |



# COLOMBO AUCTION AVERAGES



| January to Date (Sale No.37)   | 2024 LKR       | 2023 LKR       | 2024 USC   | 2023 USC   |
|--------------------------------|----------------|----------------|------------|------------|
| Uva High Grown                 | 1112.19        | 987.81         | 376        | 312        |
| Western High Grown             | 1190.65        | 1133.01        | 403        | 357        |
| CTC High Grown                 | 1083.90        | 991.90         | 367        | 313        |
| <b>Summary of High Grown</b>   | <b>1165.23</b> | <b>1087.07</b> | <b>394</b> | <b>343</b> |
| Uva Medium Grown               | 1139.92        | 1030.23        | 386        | 325        |
| Western Medium Grown           | 1067.26        | 997.36         | 361        | 315        |
| CTC Medium Grown               | 973.18         | 924.83         | 329        | 292        |
| <b>Summary of Medium Grown</b> | <b>1091.25</b> | <b>1007.71</b> | <b>369</b> | <b>318</b> |
| CTC Low Grown                  | 999.40         | 969.98         | 338        | 306        |
| Orthodox Low Grown             | 1374.09        | 1288.24        | 465        | 406        |
| <b>Summary of Low Grown</b>    | <b>1350.17</b> | <b>1270.69</b> | <b>457</b> | <b>401</b> |
| <b>TOTAL SALE AVERAGE</b>      | <b>1266.13</b> | <b>1187.47</b> | <b>428</b> | <b>375</b> |





# COLOMBO AUCTION AVERAGES

| FROM 01 <sup>ST</sup> TO 18 <sup>TH</sup> SEPTEMBER 2024 | LKR            |
|--|----------------|
| Uva High Grown   | 1051.30        |
| Western High Grown                                       | 1180.70        |
| <b>Summary of High Grown</b>                             | <b>1133.05</b> |
| Uva Medium Grown   | 1092.09        |
| Western Medium Grown                                     | 1016.84        |
| <b>Summary of Medium Grown</b>                           | <b>1037.32</b> |
| <b>Summary of Low Grown</b>                              | <b>1276.36</b> |
| <b>TOTAL SALE AVERAGE</b>                                | <b>1208.66</b> |



# ALL BROKERS PRIVATE SALE FIGURES (FOR THE PERIOD – 16<sup>TH</sup> TO 21<sup>ST</sup> SEPTEMBER 2024)

|                  | WEEKLY    | TODATE       |
|------------------|-----------|--------------|
| High & Medium    | 93,497.00 | 2,473,055.00 |
| Low              | 11,091.00 | 670,448.00   |
| Green Tea        | 28,243.00 | 1,423,847.50 |
| Organic Tea      | 3,385.00  | 312,208.00   |
| BMF              | 7,200.00  | 1,591,625.00 |
| Direct Sales     | -         | -            |
| Forward Contract | 82,030.00 | 1,726,830.00 |





- **Crop and Weather**
- **Crop Figures**
- **Tea News**
- **Tea Sale Arrangements**

## CROP AND WEATHER - FOR THE PERIOD OF – 16<sup>TH</sup> TO 22<sup>ND</sup> SEPTEMBER 2024



### **Western**

Bright weather was reported throughout the week in Talawakelle, Agarapatana and Dickoya districts.



### **Nuwara Eliya**

Nuwara Eliya and Kandapola districts reported bright weather throughout the week.



### **Uva**

Bright weather with windy conditions were recorded throughout the week in Lunugala, Badulla and Haputale districts.



### **Low Grown**

Bright weather with occasional rainfall was reported in Rathnapura, Deniyaya and Galle district.



### **Crop**

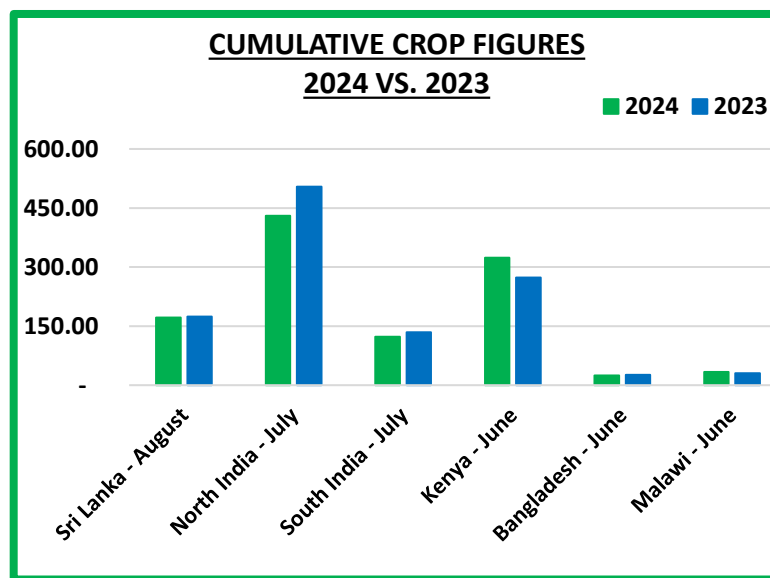
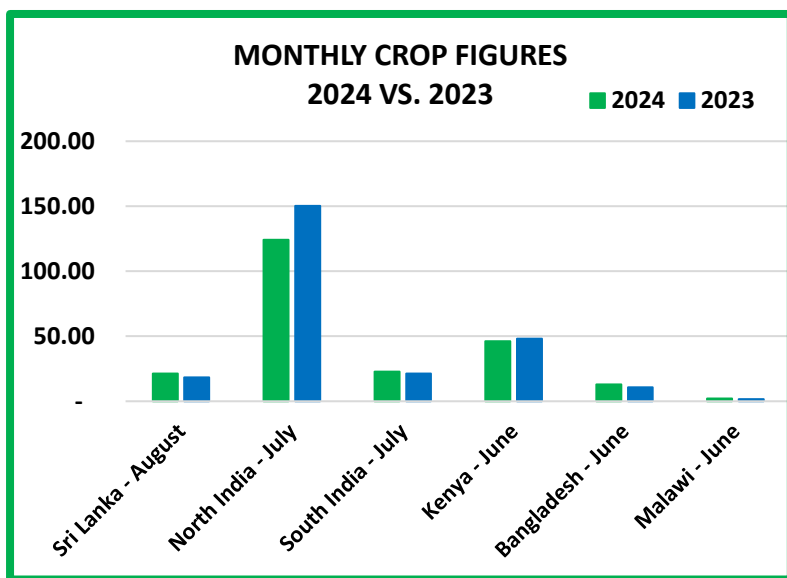
Crop intake is moderate.



# CROP FIGURES OF MAJOR PRODUCING & EXPORTING COUNTRIES

| Country     | Month  | 2024       | 2023   | Cumulative + Inc. / Dec. | Cumulative  | 2024       | 2023   | Cumulative + Inc. / Dec. |
|-------------|--------|------------|--------|--------------------------|-------------|------------|--------|--------------------------|
| Sri Lanka   | August | 21.28      | 18.35  | + 2.93                   | Upto August | 172.03     | 174.59 | - 2.56                   |
| North India | July   | 124.16 (E) | 150.34 | - 26.18                  | Upto July   | 430.12(E)  | 504.10 | - 73.98                  |
| South India | July   | 22.68(E)   | 21.19  | + 1.49                   | Upto July   | 122.71 (E) | 134.55 | - 11.84                  |
| Kenya       | June   | 46.24      | 48.12  | - 1.88                   | Upto June   | 323.38     | 273.64 | + 49.74                  |
| Bangladesh  | June   | 12.82      | 10.71  | + 2.11                   | Upto June   | 24.29      | 26.55  | - 2.26                   |
| Malawi      | June   | 2.16       | 1.64   | 0.52                     | Upto June   | 33.43      | 30.53  | 2.90                     |

(E) - Estimated



# TEA NEWS AROUND THE GLOBE



## MOMBASA MARKET

SALE NO. 39 – SALE OF 23<sup>RD</sup> / 24<sup>TH</sup> SEPTEMBER 2024

Good general demand prevailed for the 156,669 packages (10,609,545.00 kilos) on offer with 44.64% unsold.

*126,140 packages (8,684,209.00 kilos) were available in the multiple reprint (M4) auction with 95.53% neglected.*

### MARKETS

**Egyptian Packers** lent strong support with improved activity from **Pakistan Packers**. **Bazaar, Yemen, other Middle Eastern countries, Kazakhstan** and **other CIS states** maintained useful interest with some activity from **Afghanistan**. **UK** showed good but selective support with reduced enquiry from **Sudan, China, and South Sudan**. **Russia** and **Iran** were quiet while **Local Packers** maintained interest. **Somalia** were active at the lower end of the market.

### OFFERINGS

|                  |   |   |
|------------------|---|---|
| Leaf Grades      | - | 87,960 packages (5,856,286.00 kilos) – 53.51% unsold. |
| Dust Grades      | - | 50,920 packages (3,803,271.00 kilos) – 39.00% unsold. |
| Secondary Grades | - | 17,789 packages ( 949,988.00 kilos) – 16.87% unsold.  |

### LEAF GRADES (M2 & M3)

#### BP1:

**Best** – Saw reduced competition and were mostly easier by up to USC12 with select teas discounted by USC51 and USC56; some lines however, appreciated by up to USC11.

**Brighter** – Were mainly steady with select invoices advance by USC20 and others shed USC68 and USC82.

**Mediums** – KTDA mediums were firm to easier by up to USC5 while plantation mediums were steady to easier by up to USC16.

**Lower Medium** – Were easier by up to USC37 but a few lines gained up to USC34.

**Plainer** – Firm to USC10 above previous levels.

#### PF1:

**Best** – Steady to USC16 dearer.

**Brighter** – Were firm to USC17 above last rates.

**Mediums** – KTDA mediums held value with a few lines dearer by up to USC15 while others shed up to USC10. Plantation mediums were irregular varying between steady to dearer by up to USC15 to easier by up to USC17.

**Lower Medium** – Ranged between firm to USC10 dearer with select invoices appreciating by USC42 to easier by up to USC16.

**Plainer** – Irregular varying between dearer by up to USC16 to USC10 below previous prices.

### DUST GRADES (M1)

#### PDUST:

**Best** – Irregular ranging between firm to USC14 dearer to easier by up to USC19.

**Brighter** – Were mainly easier by up to USC26 but some lines appreciated by up to USC18.

**Mediums** – KTDA mediums were steady where sold with plantation mediums firm to USC18 dearer.

**Lower Medium** – Steady to irregularly dearer by up to USC26.

**Plainer** – appreciated by up to USC6, a few lines however shed up to USC8.





# TEA NEWS AROUND THE GLOBE



## MOMBASA MARKET – Continued ;

### DUST1:

**Best** – Steady to USC9 dearer to easier by a similar margin.

**Brighter** – Firm to USC30 above previous prices but some lines shed up to USC20.

**Mediums** – KTDA mediums were steady to USC4 dearer to easier by up to USC10 with a number of teas remaining unsold. Plantation mediums were firm to dearer by up to USC10.

**Lower Medium** – Were irregular with some teas appreciating by up to USC12 while others eased by up to USC6.

**Plainer** – Varied between USC22 with select teas advancing by USC33 dearer to easier by up to USC6.

### SECONDARY GRADES (\$1)

In the Secondary Catalogues, best **BPs** tended easier while others held value with **PFs** steady. Clean well sorted coloury **Fannings** appreciated while **similar DUSTs** were firm. **Other Fannings** were steady with **DUSTs** selling at previous rates. **BMFs** were well absorbed.

| QUOTATIONS           | BROKENS   | FANNINGS  |
|----------------------|-----------|-----------|
| Best                 | 316 – 498 | 318 – 386 |
| Good                 | 296 – 362 | 308 – 342 |
| Good Medium          | 280 – 350 | 302 – 338 |
| Medium (KTDA)        | 250 – 254 | 244 – 292 |
| Medium (Plantations) | 160 – 204 | 150 – 232 |
| Lower Medium         | 124 – 181 | 115 – 182 |
| Plainer              | 100 – 140 | 070 – 129 |

| AUCTION | KENYA 2023<br>\$ | KENYA 2024<br>\$ | TOTAL 2023<br>\$ | TOTAL 2024<br>\$ |
|---------|------------------|------------------|------------------|------------------|
| 37      | 2.34             | 2.10             | 2.19             | 2.02             |
| 38      | 2.32             | 2.12             | 2.17             | 2.04             |
| 39      | 2.32             | 2.18             | 2.14             | 2.08             |

SOURCE : AFRICA TEA BROKERS LTD.



# TEA NEWS AROUND THE GLOBE



## CHITTAGONG MARKET

SALE NO. 20 – 23<sup>RD</sup> SEPTEMBER 2024

**CTC LEAF:** 57,211 packages of teas on offer continued to meet with a good demand.

**BROKENS:** All good liquoring varieties were again a strong market, and these were firm to occasionally dearer following competition. Medium varieties also met with a good demand and sold at around last levels easing slightly in line with quality. Plainer types met with quite a fair demand at slightly easier rates. BLF teas met with fair interest and witnessed little more withdrawals.

**FANNINGS:** Good liquoring Fannings were quite a strong market and were mostly firm to occasionally dearer. Medium varieties met with a fairly good demand at around last levels. Plainer types met with fair demand at slightly easier rates. BLF teas met with fair interest and witnessed some withdrawals.

**DUST:** 12,454 packages of teas on offer met with good demand. Good liquoring Dusts sold well at around last levels. Their Mediums were fully firm to slightly dearer closely following quality. Plain/BLF Dusts met with a little more interest with fewer withdrawals. Blenders lent good support with fair interest from the Loose tea buyers.

**COMMENTS:** All good liquoring varieties continued to witness strong demand this week and were fully firm to slightly dearer. There was a little less competition for Medium and Plainer teas resulting in a fair decline. Blenders continued to lend strong support, but Loose tea buyers were a little less active.

Dusts sold well.

Our Catalogue: (Sale 20) Avg : 211.81, Sold 73.74 % , (Sale 19) Avg : Tk 209.16, Sold 83.56%

### Quotations – This Week – (In Taka)

| Brokens | This Week   | Last Week   | Fannings | This week   | Last Week   | Dust | This week | Last Week |
|---------|-------------|-------------|----------|-------------|-------------|------|-----------|-----------|
| Best    | 225-230     | 225-235     | Best     | 225-230     | 225-235     | PD   | 185-269   | 160-225   |
| Good    | 215-220     | 215-220     | Good     | 215-220     | 215-220     | RD   | 160-338   | 160-316   |
| Medium  | 200-210     | 200-210     | Medium   | 195-205     | 195-210     | D    | 160-369   | 160-259   |
| Plain   | 160-180     | 160-180     | Plain    | 160-180     | 160-180     | CD   | 183-378   | 160-285   |
| BLF     | 160-162 nom | 160-165 nom | BLF      | 160-162 nom | 160-165 nom | BLF  | 160-191   | 160-182   |

Exchange Rates 23<sup>rd</sup> September 2024 Sterling Pound 157.0797 Dollar: Tk. 119.0000

SOURCE : NATIONAL BROKERS LTD



# TEA NEWS AROUND THE GLOBE



## SILIGURI MARKET

SALE NO. 38 – 20<sup>TH</sup> SEPTEMBER 2024.

### 1. MARKET DESCRIPTION :

- GOOD DEMAND.
- PRICES FOR ESTATES WERE IRREGULAR AND EASIER, PARTICULARLY THE BEST AND GOOD SORTS WHICH ALSO SAW SOME OUTLOTS.
- THE COMMON/PLAINER VARIETIES CONTINUED TO BE WELL COMPETED FOR AT DEARER RATES.
- INTERNAL BUYERS WERE THE MAINSTAY WITH GOOD SUPPORT FROM MAJOR BLENDEES. EXPORTERS OPERATED SELECTIVELY.
- A NOTICEABLE JUMP IN PERCENTAGE SEEN IN THE PRICE RANGE OF RS. 180/- TO 190/-, WHEN COMPARED TO LAST WEEK.

### 2. TOTAL AUCTION WEIGHTED AVERAGE ( ₹ )

|       | 2024-25   |           |      | 2023-24   |           |       | UPTO SALE - 38 |         |         |
|-------|-----------|-----------|------|-----------|-----------|-------|----------------|---------|---------|
|       | SALE - 38 | SALE - 37 | +/-  | SALE - 38 | SALE - 37 | +/-   | 2024-25        | 2023-24 | 2022-23 |
| LEAF  | 217.59    | 216.59    | 1.00 | 157.31    | 158.67    | -1.36 | 207.38         | 172.74  | 189.73  |
| DUST  | 222.50    | 214.58    | 7.92 | 158.13    | 158.92    | -0.79 | 205.18         | 169.17  | 182.83  |
| TOTAL | 218.09    | 216.34    | 1.75 | 157.39    | 158.69    | -1.30 | 207.09         | 172.34  | 188.92  |

SOURCE: PARCON INDIA PVT LTD

## GUWAHATI MARKET

SALE NO. 38 – 21<sup>ST</sup> SEPTEMBER 2024

### 1. MARKET DESCRIPTION :

- DEMAND- GOOD FOR LEAF AND SLACKENED FOR DUST THIS WEEK.
- LEVELS FOR BEST AND GOOD TEAS TENDED EASIER. THE REMAINDER WERE IRREGULAR AND SOLD MOSTLY AROUND LAST.
- WHILST THE TOP DUSTS MOVED AT LAST LEVELS, THE OTHERS WERE EASIER AND FACED WITHDRAWALS.
- MAJOR BLENDEES LENT GOOD SUPPORT.
- WESTERN INDIA BUYERS WERE ACTIVE ON LIQUORING SORTS, OTHER INTERNAL BUYERS OPERATED.
- EXPORTERS WERE SELECTIVE.

### 2. TOTAL AUCTION WEIGHTED AVERAGE ( ₹ )

|       | 2024-25   |           |       | 2023-24   |           |      | UPTO SALE - 38 |         |         |
|-------|-----------|-----------|-------|-----------|-----------|------|----------------|---------|---------|
|       | SALE - 38 | SALE - 37 | +/-   | SALE - 38 | SALE - 37 | +/-  | 2024-25        | 2023-24 | 2022-23 |
| CTC   | 262.42    | 263.42    | -1.00 | 197.07    | 193.46    | 3.62 | 259.42         | 205.53  | 207.43  |
| DUST  | 260.56    | 260.54    | 0.02  | 196.56    | 193.93    | 2.63 | 245.26         | 198.39  | 206.04  |
| TOTAL | 261.80    | 262.40    | -0.60 | 196.93    | 193.60    | 3.33 | 254.56         | 203.44  | 207.04  |

SOURCE: PARCON INDIA PVT LTD



# TEA NEWS AROUND THE GLOBE



## KOLKATA CTC / ORTHODOX MARKET

SALE NO. 38 – 19<sup>TH</sup> / 20<sup>TH</sup> SEPTEMBER 2024

### 1. MARKET DESCRIPTION :

- DEMAND - GOOD.
- LEVELS FOR THE BEST CATEGORY ASSAMS EASED WHILST REMAINDER WERE BARELY STEADY.
- MEDIUM/PLAINER ASSAMS WERE FULLY FIRM.
- NOMINAL QUANTITY OF DOOARS ESTATES SOLD AROUND LAST WHILST BOUGHT LEAF WERE IRREGULAR AND WITNESSED SOME WITHDRAWALS.
- DUSTS CONTINUE TO SELL AT FIRM RATES, WHILE SELECT BEST ASSAMS TENDED EASIER.
- MAJOR BLENDERS AND WESTERN INDIA MAINSTAY . LOCAL DEALERS AND EXPORTERS LENT FAIR SUPPORT.

### 2. TOTAL AUCTION WEIGHTED AVERAGE ( ₹ )

|       | 2024-25   |           |        | 2023-24   |           |      | UPTO SALE - 38 |         |         |
|-------|-----------|-----------|--------|-----------|-----------|------|----------------|---------|---------|
|       | SALE - 38 | SALE - 37 | +/-    | SALE - 38 | SALE - 37 | +/-  | 2024-25        | 2023-24 | 2022-23 |
| CTC   | 276.49    | 284.45    | -7.96  | 218.53    | 208.79    | 9.74 | 272.12         | 218.83  | 231.63  |
| DUST  | 310.70    | 320.54    | -9.83  | 226.32    | 224.20    | 2.12 | 297.33         | 231.15  | 255.31  |
| TOTAL | 289.34    | 299.54    | -10.20 | 220.94    | 213.70    | 7.23 | 281.72         | 222.53  | 238.23  |

### 1. MARKET DESCRIPTION :

- GOOD, WHICH HOWEVER WANED ON THE 2ND DAY OF THE SALE.
- CLEANER, BLACKER WHOLE LEAF, PARTICULARLY THE FOP'S AND BROKENS MAINTAINED LEVELS.
- REMAINDER WERE IRREGULAR AND AT TIMES LOWER FOLLOWING QUALITY.
- EXPORTERS TO THE MIDDLE EAST AND CIS WERE ACTIVE WITH SOME ENQUIRY FROM HUL.
- TO DATE OVER 32% TEAS HAVE SOLD ABOVE Rs. 350/-, WHILE ONLY 4% HAD SOLD LAST YEAR.

### 2. TOTAL AUCTION WEIGHTED AVERAGE ( ₹ )

|        | WHOLE LEAF |          | BROKENS  |          | FANNINGS |
|--------|------------|----------|----------|----------|----------|
|        | 1ST LINE   | 2ND LINE | LARGER   | SMALLER  | LEAFY    |
| BEST   | 510-590+   | 470-500+ | 380-410+ | 380-410+ | NQ       |
| GOOD   | 460-510    | 420-460  | 360-380  | 350-380  | 230-280+ |
| MEDIUM | 400-430    | 380-400  | 330-350  | 300-340+ | 170-210  |



SOURCE: PARCON INDIA PVT LTD

# UPCOMING AUCTION DETAILS

| Auction No.                         | 40   |           | 39   |           |
|-------------------------------------|--|-----------|--|-----------|
| Dates                               | 08 <sup>th</sup> / 09 <sup>th</sup> October 2024 |           | 01 <sup>st</sup> / 02 <sup>nd</sup> October 2024 |           |
|                                     | No. of Lots                                      | Qty – kg  | No. of Lots                                      | Qty – kg  |
| Ex-Estate                           | 826  | 786,816   | 770  | 713,367   |
| Main Sale Total                     | 10,746   | 5,013,327 | 10,928   | 5,058,358 |
| High & Medium                       | 1,741  | 775,109   | 1,687  | 739,630   |
| Low Grown – Leafy                   | 1,920  | 715,861   | 1,883  | 679,013   |
| Low Grown – Semi Leafy              | 1,690  | 740,150   | 1,557  | 667,654   |
| Low Grown Tippy                     | 2,090  | 1,029,711 | 2,031  | 991,681   |
| Premium / Flowery                   | 363  | 54,279    | 384  | 58,322    |
| Off Grades                          | 2,386  | 1,210,554 | 2,846  | 1,468,696 |
| Dust                                | 556  | 487,663   | 540  | 453,362   |
| Grand Total                         | 11,572   | 5,800,143 | 11,698   | 5,771,725 |
| Reprints                            | 536  | 245,282   | 888  | 391,302   |
|                                     |  |           |  |           |
| <b>Total No. of Lots on Offer</b>   | <b>11,572</b>                                    |           | <b>11,698</b>                                    |           |
| <b>Total Quantity on Offer (kg)</b> | <b>5,800,143</b>                                 |           | <b>5,771,725</b>                                 |           |



## SCHEDULED CLOSING DATES

| Auction No. | Date of Sale                                     | Ex-Estate  | Main Sale  |
|-------------|--|------------|------------|
| 41          | 15 <sup>th</sup> / 16 <sup>th</sup> October 2024 | 27/09/2024 | 27/09/2024 |
| 42          | 22 <sup>nd</sup> / 23 <sup>rd</sup> October 2024 | 03/10/2024 | 03/10/2024 |
| 43          | 29 <sup>th</sup> / 30 <sup>th</sup> October 2024 | 10/10/2024 | 10/10/2024 |

## PROMPT DATES

| Auction No. | Buyers     | Sellers    |
|-------------|------------|------------|
| 39          | 08/10/2024 | 09/10/2024 |
| 40          | 15/10/2024 | 16/10/2024 |
| 41          | 22/10/2024 | 23/10/2024 |





## ORDER OF SALE (SALE NO. 39 – 01<sup>ST</sup> / 02<sup>ND</sup> OCTOBER 2024)

| Main Sale Order – 1<br>(Leafy / Semi Leafy / Tippy / Premium / 1A) | Main Sale Order – 2<br>(H & M / Off Grade / Dust) | Ex-Estate                             |
|--|---|---------------------------------------|
| LANKA COMMODITY BROKERS LTD  | JOHN KEELLS PLC                                   | EASTERN BROKERS. LTD.                 |
| JOHN KEELLS PLC  | EASTERN BROKERS. LTD.                             | MERCANTILE PRODUCE BROKERS (PVT) LTD  |
| MERCANTILE PRODUCE BROKERS (PVT) LTD                               | CEYLON TEA BROKERS PLC                            | JOHN KEELLS PLC                       |
| FORBES & WALKER TEA BROKERS (PVT) LTD                              | LANKA COMMODITY BROKERS LTD                       | BARTLEET PRODUCE MARKETING (PVT) LTD  |
| BARTLEET PRODUCE MARKETING (PVT) LTD                               | BARTLEET PRODUCE MARKETING (PVT) LTD              | CEYLON TEA BROKERS PLC                |
| EASTERN BROKERS. LTD.  | FORBES & WALKER TEA BROKERS (PVT) LTD             | LANKA COMMODITY BROKERS LTD           |
| CEYLON TEA BROKERS PLC   | MERCANTILE PRODUCE BROKERS (PVT) LTD              | FORBES & WALKER TEA BROKERS (PVT) LTD |
| ASIA SIYAKA COMMODITIES PLC.                                       | ASIA SIYAKA COMMODITIES PLC.                      | ASIA SIYAKA COMMODITIES PLC.          |

[ RR : HR / SG ]



# TEA SALE ARRANGEMENTS



## COLOMBO TEA TRADERS' ASSOCIATION

C/o. THE CEYLON CHAMBER OF COMMERCE, P.O.Box 274, No. 50, NAVAM MAWATHA, COLOMBO 02.

Telephone: 5588849; Facsimile: 2449352; E-Mail ; hemaratne@chamber.lk

CIRCULAR NO. 32 OF 2024

SEPTEMBER 06, 2024

### TEA SALE ARRANGEMENTS FOR 04<sup>TH</sup> QUARTER 2024 – OCTOBER / NOVEMBER / DECEMBER

| Sale No. | Date of Sale |                                     | Catalogue Closing Dates |           | Prompt Dates |            | 10% Payment | E-Platform Levy Prompt Dates |            |
|----------|--------------|-------------------------------------|-------------------------|-----------|--------------|------------|-------------|------------------------------|------------|
|          |              |                                     | Ex-Estate               | Main Sale | Buyers       | Sellers    |             | Buyers                       | Sellers    |
| OCTOBER  |              |                                     |                         |           |              |            |             |                              |            |
| 39       | Tue/Wed      | 01 <sup>st</sup> / 02 <sup>nd</sup> | 12/09/2024 4.30 pm      |           | 08/10/2024   | 09/10/2024 | 04/10/2024  | 08/10/2024                   | 10/10/2024 |
| 40       | Tue/Wed      | 08 <sup>th</sup> / 09 <sup>th</sup> | 20/09/2024 4.30 pm      |           | 15/10/2024   | 16/10/2024 | 11/10/2024  | 15/10/2024                   | 18/10/2024 |
| 41       | Tue/Wed      | 15 <sup>th</sup> / 16 <sup>th</sup> | 26/09/2024 4.30 pm      |           | 22/10/2024   | 23/10/2024 | 18/10/2024  | 22/10/2024                   | 24/10/2024 |
| 42       | Tue/Wed      | 22 <sup>nd</sup> / 23 <sup>rd</sup> | 03/10/2024 4.30 pm      |           | 29/10/2024   | 30/10/2024 | 25/10/2024  | 29/10/2024                   | 02/11/2024 |
| 43       | Tue/Wed      | 29 <sup>th</sup> / 30 <sup>th</sup> | 10/10/2024 4.30 pm      |           | 05/11/2024   | 06/11/2024 | 04/11/2024  | 05/11/2024                   | 07/11/2024 |



# TEA SALE ARRANGEMENTS – Continued,



| Sale No. | Date of Sale |                                     | Catalogue Closing Dates |           | Prompt Dates |            | 10% Payment | E-Platform Levy Prompt Dates |            |
|----------|--------------|-------------------------------------|-------------------------|-----------|--------------|------------|-------------|------------------------------|------------|
|          |              |                                     | Ex-Estate               | Main Sale | Buyers       | Sellers    |             | Buyers                       | Sellers    |
| NOVEMBER |              |                                     |                         |           |              |            |             |                              |            |
| 44       | Tue/Wed      | 05 <sup>th</sup> / 06 <sup>th</sup> | 18/10/2024 4.30 pm      |           | 12/11/2024   | 13/11/2024 | 08/11/2024  | 12/11/2024                   | 14/11/2024 |
| 45       | Tue/Wed      | 12 <sup>th</sup> / 13 <sup>th</sup> | 24/10/2024 4.30 pm      |           | 19/11/2024   | 20/11/2024 | 18/11/2024  | 19/11/2024                   | 21/11/2024 |
| 46       | Tue/Wed      | 19 <sup>th</sup> / 20 <sup>th</sup> | 01/11/2024 4.30 pm      |           | 26/11/2024   | 27/11/2024 | 22/11/2024  | 26/11/2024                   | 28/11/2024 |
| 47       | Tue/Wed      | 26 <sup>th</sup> / 27 <sup>th</sup> | 07/11/2024 4.30 pm      |           | 03/12/2024   | 04/12/2024 | 29/11/2024  | 03/12/2024                   | 05/12/2024 |
| DECEMBER |              |                                     |                         |           |              |            |             |                              |            |
| 48       | Tue/Wed      | 03 <sup>rd</sup> / 04 <sup>th</sup> | 14/11/2024 4.30 pm      |           | 10/12/2024   | 11/12/2024 | 06/12/2024  | 10/12/2024                   | 12/12/2024 |
| 49       | Tue/Wed      | 10 <sup>th</sup> / 11 <sup>th</sup> | 21/11/2024 4.30 pm      |           | 17/12/2024   | 18/12/2024 | 13/12/2024  | 17/12/2024                   | 19/12/2024 |
| 50       | Mon/Tue      | 16 <sup>th</sup> / 17 <sup>th</sup> | 28/11/2024 4.30 pm      |           | 23/12/2024   | 24/12/2024 | 20/12/2024  | 23/12/2024                   | 26/12/2024 |
| 51       | Mon          | 23 <sup>rd</sup>                    | 05/12/2024 4.30 pm      |           | 30/12/2024   | 31/12/2024 | 27/12/2024  | 30/12/2024                   | 01/01/2025 |



# TEA SALE ARRANGEMENTS – Continued,



| HOLIDAYS FOR 04 <sup>TH</sup> QUARTER OF 2024 |           |                                      |
|---|-----------|--------------------------------------|
| OCTOBER                                       |           |                                      |
| 17 <sup>th</sup>                              | Thursday  | Vap Full Moon Poya Day - (P B M)     |
| 31 <sup>st</sup>                              | Thursday  | Deepavali Festival Day - (P B)       |
| NOVEMBER                                      |           |                                      |
| 15 <sup>th</sup>                              | Friday    | Ill Full Moon Poya Day - (P B M)     |
| DECEMBER                                      |           |                                      |
| 14 <sup>th</sup>                              | Saturday  | Unduvap Full Moon Poya Day - (P B M) |
| 25 <sup>th</sup>                              | Wednesday | Christmas Day - (P B M)              |
| P - Public      B - Bank      M - Mercantile  |           |                                      |

**THE OFFICE OF THE CTTA  
THE COLOMBO TEA TRADERS' ASSOCIATION**



# COLOMBO TEA TRADERS' ASSOCIATION

THE OFFICE OF THE CTTA, NO. 50, NAVAM MAWATHA, COLOMBO 02.

TELEPHONE: 011 5588848, 5588849; E-MAIL ; [HEMARATNE@CTTA.LK](mailto:HEMARATNE@CTTA.LK) / [NISANSALA@CTTA.LK](mailto:NISANSALA@CTTA.LK)

**CIRCULAR NO. 38 OF 2024**

**SEPTEMBER 24, 2024**

## TEA SALE ARRANGEMENTS - SALE NO.41

For Sale No. 41, originally scheduled for 26th September 2024, the catalogue closure has been extended to Friday, 27<sup>th</sup> September 2024, until 4:30 p.m. This extension was granted in consideration of the presidential elections and the potential for a curfew during this period.

This decision was made at the request of the producers, in consultation with the Chairman of the Colombo Brokers' Association (CBA), and with the approval of the Chairman of the Colombo Tea Traders Association (CTTA).

Brokers are reminded to note the revised closure date and time to ensure the timely completion of all post-delivery activities. The cooperation of all stakeholders is essential to meet the adjusted schedule.

OFFICE OF THE CTTA  
THE COLOMBO TEA TRADERS' ASSOCIATION





“

If you can't fly then run, if you can't run then walk, if you can't walk then crawl, but whatever you do, you have to keep moving forward.

- ***Martin Luther King Jr.***

”