



# TEA MARKET REPORT

## JOHN KEELLS PLC

**SALE NO.39 – 03<sup>RD</sup> / 04<sup>TH</sup> OCTOBER 2023**

# ORDER OF SALE (SALE NO. 39 – 03<sup>RD</sup> / 04<sup>TH</sup> OCTOBER 2023)

Main Sale Order – 1 (Leafy / Semi Leafy / Tippy / Premium / 1A)	Main Sale Order – 2 (H & M / Off Grade / Dust)	Ex-Estate
MERCANTILE PRODUCE BROKERS (PVT) LTD	<b>JOHN KEELLS PLC</b>	EASTERN BROKERS. LTD.
LANKA COMMODITY BROKERS LTD	EASTERN BROKERS. LTD.	CEYLON TEA BROKERS PLC
ASIA SIYAKA COMMODITIES PLC.	CEYLON TEA BROKERS PLC	FORBES & WALKER TEA BROKERS (PVT) LTD
<b>JOHN KEELLS PLC</b>	LANKA COMMODITY BROKERS LTD	BARTLEET PRODUCE MARKETING (PVT) LTD
CEYLON TEA BROKERS PLC	BARTLEET PRODUCE MARKETING (PVT) LTD	ASIA SIYAKA COMMODITIES PLC.
EASTERN BROKERS. LTD.	FORBES & WALKER TEA BROKERS (PVT) LTD	<b>JOHN KEELLS PLC</b>
BARTLEET PRODUCE MARKETING (PVT) LTD	MERCANTILE PRODUCE BROKERS (PVT) LTD	LANKA COMMODITY BROKERS LTD
FORBES & WALKER TEA BROKERS (PVT) LTD	ASIA SIYAKA COMMODITIES PLC.	MERCANTILE PRODUCE BROKERS (PVT) LTD



## AUCTION DETAILS

Auction No.	39	
Dates	03 <sup>rd</sup> / 04 <sup>th</sup> October 2023	
	No. of Lots	Qty – kg
Ex Estate	632	652,005
Main Sale Total	9,067	4,182,409
High & Medium	1,314	564,340
Low Grown - Leafy	1,566	551,751
Low Grown - Semi Leafy	1,433	603,223
Low Grown Tippy	1,633	765,155
Premium / Flowery	292	43,495
Off Grades	2,309	1,171,585
Dust	520	482,860
Grand Total	9,699	4,834,414
Reprints	728	356,488
<b>Total No. of Lots Offered</b>	<b>9,699</b>	
<b>Total Quantity Offered (kg)</b>	<b>4,834,414</b>	

## PROMPT DATES

Auction No.	Buyers	Sellers
39	10/10/2023	11/10/2023



# COMMENTS



The Auction averages for the month of September 2023 recorded at Rs.1,165.72, is a decline of Rs.433.77 in comparison to September 2022 which was at Rs.1,599.49. When analyzing the respective elevations, the High Grown recorded an average of Rs.1,045.65 which is a negative variance of Rs.402.49 in comparison to Rs.1,448.14 in September last year. The Medium Grown too recorded a negative variance of Rs.315.98 with an average of Rs.1,020.98 when compared to Rs.1,336.96 in September 2022. Similarly, the Low Grown too recorded a negative variance of Rs.456.87 with an average of Rs.1,249.15 in comparison to Rs.1,706.02 in September last year.

The 0.65Mkg of Ex-Estate teas on offer met with lower demand. Select best Western High Grown BOPs were mostly easier, the below best and plainer sorts declined from last week's levels. Select best Western High Grown BOPFs were mostly easier, the below best and plainer sorts followed a similar trend. There were hardly any Nuwara Eliya BOPs on offer, the BOPFs were firm to irregularly dearer. Uda Pussellawa BOPs declined, the BOPFs too were irregularly easier following quality. UVA BOPs were mostly easier, the BOPFs were barely steady. Low Grown CTC BP1s were firm on last levels, the High and Medium sorts were firm. Low grown CTC PF1s declined sharply, whilst the High and Medium sorts were irregular following quality.

The 1.8Mkg of Low Grown teas on offer met with fair demand. In the Leafy segment, OP/OPA's were irregularly lower. OP1s declined sharply. BOP1s followed a similar trend. PEK/PEK1s were mostly firm. In the Small Leaf segment, FBOPs were lower. Well-made FF1s were firm, others too followed a similar trend. FF varieties showed reasonable interest. BOPF.SP, BOPF, BOP.SP and BOP grades met with fair demand. Premium flowery teas were firm.

Turkey, Russia and the C.I.S countries lent fair support. Iran showed continuous support. Libya and Iraq were active.







## MARKET DESCRIPTION

### Western Teas

Select best BOPs were barely steady with most invoices declining Rs.50/- to Rs.100/-, the below best and plainer varieties too declined irregularly with some invoices remaining unsold due to insufficient bids. Select best BOPFs too were easier, the below best and plainer varieties mostly declined by Rs.50/- to Rs.100/-. Medium BOPs were tending irregularly easier, whilst the BOPFs declined.

### Nuwara Eliya Teas

There were hardly any BOPs on offer. The handful of BOPFs were irregularly dearer.

### Uva Teas

Uva BOPs declined by Rs.50/- to Rs.100/-, the BOPFs too were mostly easier. Uda Pussellawa BOPs mostly declined by Rs.100/- and more, the BOPFs too were irregularly easier following quality.

### CTC Teas

Low Grown CTC BP1s were firm, the High and Medium sorts followed a similar trend. Low Grown CTC PF1s declined sharply by Rs.100/- to Rs.150/- and more, the High and Medium sorts too were mostly easier.

## QUOTATIONS

	BOP – RS.	BOPF – RS.
Good Westerns	1120 – 1300	1180 – 1300
Average Westerns	900 – 1100	1100 – 1160
Plainer Westerns	750 – 890	920 – 1080
Western Mediums	700 – 1600	700 – 810
Uva Teas	770 – 880	800 – 1060
Nuwara Eliya Teas	NQ	1200
Uda Pussellawa Teas	850 – 880	870 – 1060
CTC (BP1 and PF1)	680 – 1320	710 – 1600





# MARKET DESCRIPTION

## Low Grown

Select best and best OP1s declined sharply, others met with reasonable demand, stalky secondaries too were firm to easier. Better twisted OPs were irregular, others maintained last levels. Select best OPAs were firm to lower, other were firm on last. BOP1s in general shed Rs.50/- to Rs.100/-. Well-made Pekoes were firm, secondaries met with irregular demand. All Pekoe1s were firm on last levels.

Select best and best BOPs were firm, below best and secondary types were lower by Rs.20/- to Rs.40/-. BOP.SP.s and BOPF.SP.s met with lower demand. BOPFs followed a similar trend. Select best FBOPF1s were firm, best types were irregularly lower by Rs.20/- to Rs.40/- and below best types were firm, secondary types too were lower by Rs.20/- to Rs.40/-. Well-made FBOPs in the select best category were firm, best and below best types were lower by Rs.60/- to Rs.80/- and more following quality, secondary types were firm. FBOPF varieties met with reasonable demand. All Premium Flowery teas met with fair demand.

## Off Grades

Select best and best Fgs1 depreciated by Rs.70/- to Rs.90/- and more at times, below best and poorer sorts maintained on last levels. Select best and best BMs maintained on last levels, below best and poorer types were lower by Rs.20/- to Rs.40/- and more at times. Select best and best BPs were lower by Rs.20/- to Rs.40/- whilst below best and poorer types depreciated by Rs.20/- to Rs.30/- and more at times. Select best BOP1As were higher by Rs.50/- to Rs.100/-, best types were maintained on last levels, below best types were lower by Rs.10/- to Rs.30/-, whilst poorer sorts were also lower by Rs.20/- to 40/-.

## Dust

Select best Dust1s were firm, others declined by Rs.50/- to Rs.80/-. High and Medium CTCs declined by Rs.20/- to Rs.40/-. Low Grown CTCs declined by Rs.20/- to Rs.40/-. Low Grown Dust / Dust1s declined by Rs.40/- to Rs.60/-.



# QUOTATIONS

	Select Best	Best	Below Best	Others
<b>LIQUORING</b>				
DUST-1	1120.00 - 1580.00	950.00 - 1110.00	750.00 - 940.00	650.00 - 740.00
<b>OFF GRADES</b>				
FGS1	950.00 - 1100.00	880.00 - 940.00	710.00 - 870.00	950.00 - 1100.00
FGS	800.00 - 860.00	730.00 - 790.00	650.00 - 720.00	800.00 - 860.00
<b>LOW GROWNS</b>				
FBOPF / FFSP / FFEXSP	2400.00 - 3000.00	1700.00 - 2300.00	1250.00 - 1600.00	2400.00 - 3000.00
BOP	1600.00 - 2000.00	1250.00 - 1400.00	1000.00 - 1200.00	1600.00 - 2000.00
BOPSP	1450.00 - 1900.00	1200.00 - 1400.00	900.00 - 1100.00	1450.00 - 1900.00
BOPF	1200.00 - 1450.00	900.00 - 1100.00	800.00 - 880.00	1200.00 - 1450.00
FBOPF1	1480.00 - 1700.00	1300.00 - 1440.00	1150.00 - 1280.00	1480.00 - 1700.00
FBOP	1800.00 - 2300.00	1400.00 - 1650.00	1150.00 - 1300.00	1800.00 - 2300.00
BOP1	2000.00 - 3900.00	1800.00 - 1950.00	1200.00 - 1600.00	900.00 - 1050.00
OP1	3200.00 - 3700.00	2100.00 - 3100.00	1480.00 - 2050.00	960.00 - 1460.00
OP	1550.00 - 1850.00	1420.00 - 1500.00	1200.00 - 1400.00	1000.00 - 1150.00
OPA	1280.00 - 1850.00	1180.00 - 1260.00	1080.00 - 1160.00	850.00 - 1050.00
PEKOE	1800.00 - 2250.00	1500.00 - 1750.00	1250.00 - 1480.00	900.00 - 1100.00
PEKOE1	1850.00 - 2550.00	1550.00 - 1800.00	1250.00 - 1500.00	1000.00 - 1100.00
DUST / DUST1	1050.00 - 1440.00	900.00 - 1050.00	800.00 - 890.00	650.00 - 790.00



# EXCHANGE RATES

The average rates currencies quoted on 04<sup>th</sup> October 2023 at 9.30 a.m. by Commercial Banks in Colombo for Telegraphic Transfers (TT).

Currency	Buy Rate	Sell Rate
USD	318.10	328.91
EURO	331.32	346.25
GBP	383.01	398.69





- **Top Prices**
- **Colombo Auction Averages**
- **National Elevational Averages**
- **All Brokers Private Sale Figures**



# TOP PRICES (SALE NO. 39 – 03<sup>RD</sup> / 04<sup>TH</sup> OCTOBER 2023)



WESTERN HIGH			
BOP		Robgill	1300.00
BOPSP		Dessford	1120.00
BOPF/BOPFSP		Ingestre	1300.00
FBOP/FBOP1		Inverness	1850.00
FBOPF/FBOPF1		Inverness	1480.00
BOP1		Inverness	1850.00
OP/OPA		Bambrakelly	1220.00
OP1	*	<b>Venture</b>	<b>1400.00</b>
	*	<b>St Andrews</b>	<b>1400.00</b>
PEKOE/PEKOE1		Frotoft Super	1750.00

WESTERN MEDIUM			
BOP	*	<b>Nayapane</b>	<b>1600.00</b>
BOPSP		Doombagastalawa	1360.00
BOPF/BOPFSP		Ancoombra	1180.00
FBOP/FBOP1		Dartry Valley	1750.00
		Ancoombra	1750.00
FBOPF/FBOPF1		Harangalla	1600.00
		Dartry Valley	1600.00
BOP1		New Rothschild	1500.00
OP/OPA		Orange Field	1280.00
OP1	*	<b>Kenilworth</b>	<b>1500.00</b>
PEKOE/PEKOE1		Craighead	1950.00
		Harangalla	1950.00
		Meezan	1950.00

UDA PUSSELLAWA			
BOP		Luckyland	850.00
BOPSP		Luckyland	880.00
BOPF/BOPFSP	*	<b>Ragalla</b>	<b>1060.00</b>
		High Forest	1060.00
		Mooloya	1060.00
FBOP/FBOP1		Gonapitiya	1180.00
FBOPF/FBOPF1		Alma	1480.00
BOP1		Alma	1420.00
OP/OPA		Alma	1260.00
OP1		Delmar	810.00
PEKOE/PEKOE1		Alma	2000.00

UVA HIGH			
BOP		Uva Highlands	980.00
BOPSP		Ranaya	1500.00
BOPF/BOPFSP	*	<b>Nayabedde</b>	<b>1060.00</b>
FBOP/FBOP1	*	<b>Aislabay</b>	<b>1600.00</b>
		Glenanore	1600.00
FBOPF/FBOPF1		Craig	1550.00
BOP1	*	<b>Uva Highlands</b>	<b>1800.00</b>
OP/OPA		Spring Valley	1300.00
OP1		Mount Uva	1480.00
PEKOE/PEKOE1		Gonamotawa	1900.00

UVA MEDIUM			
BOP		Halpewatta Uva	1550.00
BOPSP	*	<b>Demodera 'S'</b>	<b>1650.00</b>
BOPF/BOPFSP		Dickwella	1420.00
FBOP/FBOP1	*	<b>Adawatte</b>	<b>1700.00</b>
FBOPF/FBOPF1	*	<b>Demodera 'S'</b>	<b>1650.00</b>
BOP1	*	<b>Demodera 'S'</b>	<b>1750.00</b>
OP/OPA	*	<b>Telbedde</b>	<b>1280.00</b>
OP1		Telbedde	1850.00
PEKOE/PEKOE1		Aruna Passara	1900.00
		Dickwella	1900.00
		Sarnia Plaiderie	1900.00

CTC HIGH			
PF1	*	<b>Dunsinane CTC</b>	<b>1140.00</b>
BP1		Dunsinane CTC	1100.00
BPS		Mount Vernon CTC	920.00
OF		-	-

CTC MEDIUM			
PF1		New Peacock CTC	1180.00
BP1	*	<b>Delta CTC</b>	<b>960.00</b>
BPS		Donside CTC	940.00
OF		-	-

NUWARA ELIYA			
BOP	*	<b>Lovers Leap</b>	<b>1380.00</b>
BOPSP		-	-
BOPF/BOPFSP		Mahagastotte	1200.00
FBOP/FBOP1		Court Lodge	1950.00
OP/OPA		Court Lodge	1080.00
PEKOE/PEKOE1	*	<b>Kenmare</b>	<b>1500.00</b>

CTC LOW			
PF1	**	<b>Hingalgoda CTC</b>	<b>1600.00</b>
BP1		Ceciliyan CTC	1320.00
BPS		Ross Feld CTC	890.00
OF	**	<b>Peakwatta CTC</b>	<b>730.00</b>



# TOP PRICES (SALE NO. 39 – 03<sup>RD</sup> / 04<sup>TH</sup> OCTOBER 2023)



LOW			
BOP		Golden Garden	2650.00
BOPSP		Kdu Super	2200.00
BOPF		Sithaka	2100.00
BOPFSP		Mahaliyadda	1600.00
FBOP		Makandura	2500.00
FBOP1		Sithaka	1950.00
FBOPF		Brombil	2200.00
FBOPF1		Makandura	1800.00
		Pothotuwa	1800.00
	*	<b>Sachitha</b>	<b>1700.00</b>
BOP1		New Vithanakanda	3900.00
OP1		Golden Garden	3700.00
		New Vithanakanda	3700.00
OP		Galatara	1850.00
OPA		Liyonta	1850.00
PEKOE		Lumbini	2250.00
PEKOE1		A C U Super	2550.00
		Golden Garden	2550.00
		Malatiyana Hills	2550.00

PREMIUM			
FBOPFSP		Alhewana Super	2700.00
FBOPFEXSP		Nilgiri	2800.00
		Talangaha	2800.00
FBOPFEXSP1	+	Kiruwanaganga	11000.00

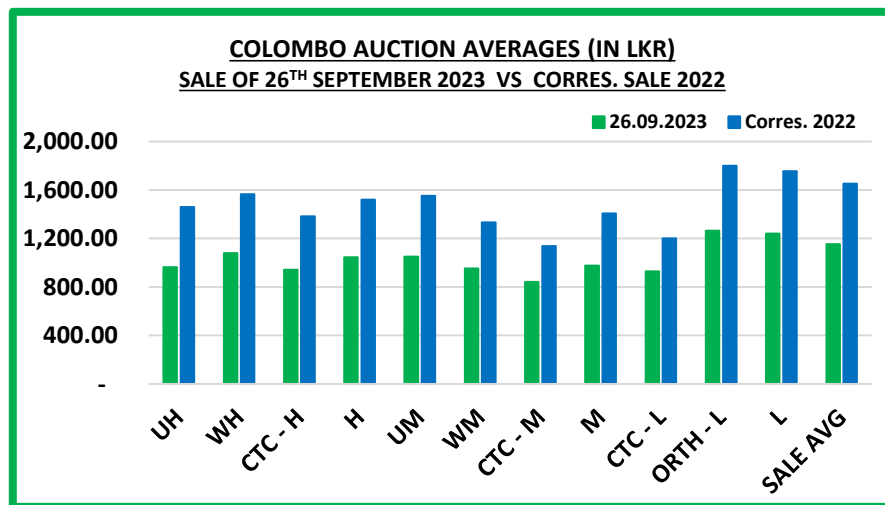
DUST			
DUST1		Wattegodde	1580.00
P.DUST	*	<b>Hingalgoda CTC</b>	<b>1320.00</b>

OFF GRADES			
FNGS/FNGS1	*	<b>Mattakelle</b>	<b>1100.00</b>
PFNGS	*	<b>Hingalgoda CTC</b>	<b>1800.00</b>
BM		Talangaha	1380.00
BP		Avissawella	1120.00
		Co-op Cola	1120.00
BOP1A		Chandrika Estate	1500.00

**\*\* MORE THAN ONE TOP PRICE OBTAINED**  
**\* TEAS SOLD BY JOHN KEELLS PLC**  
**+ ALL TIME RECORD PRICE**  
**++ ALL TIME RECORD PRICE EQUALED**

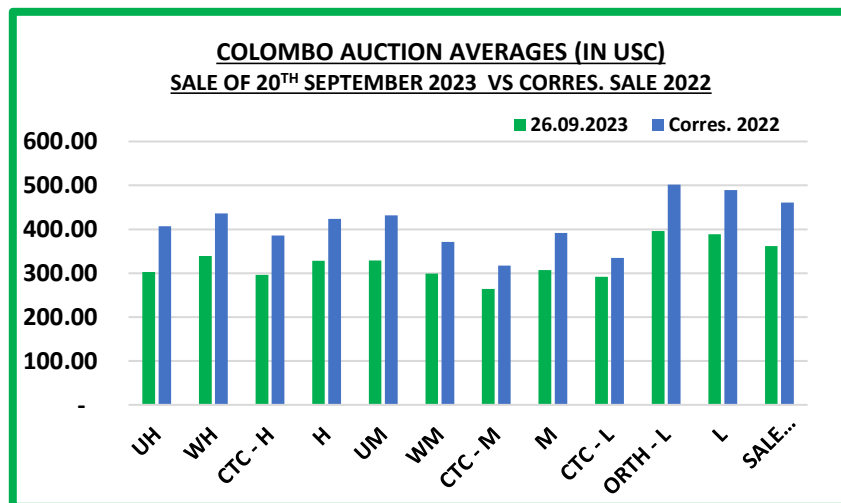


# COLOMBO AUCTION AVERAGES



	Sale of 20/09/2023 In LKR	Sale of 26/09/2023 In LKR	Corres. 2022 In LKR
Uva High Grown	954.52	964.56	1458.63
Western High Grown	1101.01	1080.00	1564.46
CTC High Grown	954.86	941.85	1383.20
<b>Summary of High Grown</b>	<b>1054.93</b>	<b>1045.74</b>	<b>1519.95</b>
Uva Medium Grown	1013.12	1049.37	1551.41
Western Medium Grown	978.61	952.67	1332.38
CTC Medium Grown	868.02	841.27	1137.01
<b>Summary of Medium Grown</b>	<b>987.51</b>	<b>977.29</b>	<b>1406.80</b>
CTC Low Grown	1019.67	930.10	1201.36
Orthodox Low Grown	1270.57	1263.43	1799.96
<b>Summary of Low Grown</b>	<b>1253.43</b>	<b>1239.18</b>	<b>1754.65</b>
<b>TOTAL SALE AVERAGE</b>	<b>1167.93</b>	<b>1153.76</b>	<b>1653.36</b>

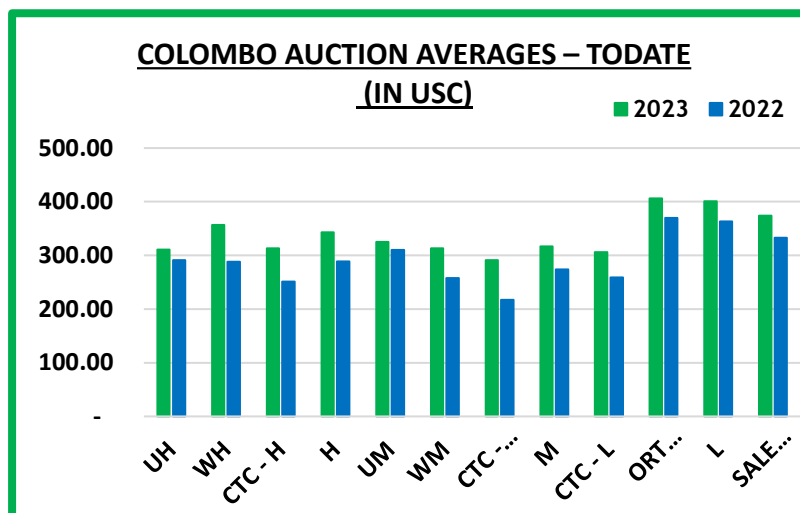
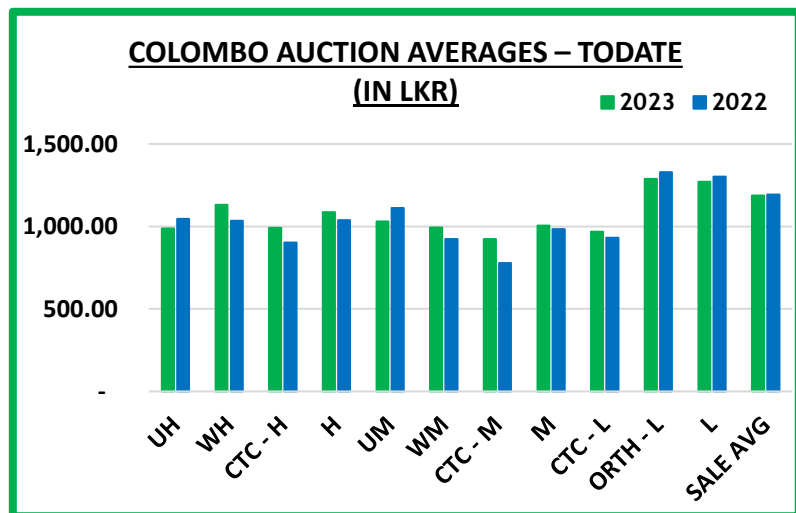
# COLOMBO AUCTION AVERAGES



	Sale of 20/09/2023 In USC	Sale of 26/09/2023 In USC	Corres. 2022 In USC
Uva High Grown	300	303	407
Western High Grown	345	339	436
CTC High Grown	300	296	386
<b>Summary of High Grown</b>	<b>331</b>	<b>328</b>	<b>424</b>
Uva Medium Grown	318	329	432
Western Medium Grown	307	299	371
CTC Medium Grown	272	264	317
<b>Summary of Medium Grown</b>	<b>310</b>	<b>307</b>	<b>392</b>
CTC Low Grown	320	292	335
Orthodox Low Grown	399	396	502
<b>Summary of Low Grown</b>	<b>393</b>	<b>389</b>	<b>489</b>
<b>TOTAL SALE AVERAGE</b>	<b>366</b>	<b>362</b>	<b>461</b>



# COLOMBO AUCTION AVERAGES



January to Date (Sale No.38)	2023 LKR	2022 LKR	2023 USC	2022 USC
Uva High Grown	987.36	1045.16	311	291
Western High Grown	1131.88	1034.48	357	288
CTC High Grown	990.85	901.47	313	251
<b>Summary of High Grown</b>	<b>1086.21</b>	<b>1038.10</b>	<b>343</b>	<b>289</b>
Uva Medium Grown	1030.54	1111.99	325	310
Western Medium Grown	993.37	924.19	313	258
CTC Medium Grown	922.84	777.58	291	217
<b>Summary of Medium Grown</b>	<b>1005.13</b>	<b>983.91</b>	<b>317</b>	<b>274</b>
CTC Low Grown	968.96	930.60	306	259
Orthodox Low Grown	1287.62	1328.70	406	370
<b>Summary of Low Grown</b>	<b>1269.97</b>	<b>1301.50</b>	<b>401</b>	<b>363</b>
<b>TOTAL SALE AVERAGE</b>	<b>1186.78</b>	<b>1193.88</b>	<b>374</b>	<b>333</b>





# COLOMBO AUCTION AVERAGES

FROM 01 <sup>ST</sup> TO 26 <sup>TH</sup> SEPTEMBER 2023	LKR
Uva High Grown	965.12
Western High Grown	1100.78
<b>Summary of High Grown</b>	<b>1062.56</b>
Uva Medium Grown	1034.66
Western Medium Grown	990.86
<b>Summary of Medium Grown</b>	<b>1002.09</b>
<b>Summary of Low Grown</b>	<b>1249.86</b>
<b>TOTAL SALE AVERAGE</b>	<b>1169.40</b>





# NATIONAL ELEVATIONAL AVERAGES

## NATIONAL ELEVATIONAL AVERAGES – SEPTEMBER 2023

Elevation	MONTH		TODATE	
	QUANTITY - KG	AVERAGE - RS. / KG	QUANTITY - KG	AVERAGE - RS. / KG
<b>ORTHODOX</b>				
UVA-HIGH	923,823	976.07	12,829,586	994.82
WESTERN-HIGH	2,302,712	1,116.93	24,698,014	1,158.11
UVA-MEDIUM	727,795	1,034.68	9,938,035	1,026.72
WESTERN-MEDIUM	1,479,981	1,035.45	15,007,582	1,027.65
LOW	9,957,056	1,276.29	107,115,714	1,290.45
<b>TOTAL</b>	<b>15,391,367</b>	<b>1,199.85</b>	<b>169,588,930</b>	<b>1,210.10</b>
<b>CTC</b>				
UVA-HIGH	124,720	875.22	533,317	1,099.78
WESTERN-HIGH	306,663	956.95	2,908,488	993.16
WESTERN-MEDIUM	603,262	871.08	6,231,842	918.00
LOW	897,765	1,016.21	9,552,547	966.60
<b>TOTAL</b>	<b>1,932,410</b>	<b>952.40</b>	<b>19,226,194</b>	<b>958.56</b>
<b>OTH/CTC</b>				
UVA-HIGH	1,048,543	964.07	13,362,903	999.01
WESTERN-HIGH	2,609,375	1,098.13	27,606,502	1,140.73
UVA-MEDIUM	727,795	1,034.68	9,938,035	1,026.72
WESTERN-MEDIUM	2,083,243	987.85	21,239,424	995.48
LOW	10,854,821	1,254.78	116,668,260	1,263.93
<b>TOTAL</b>	<b>17,323,777</b>	<b>1,172.24</b>	<b>188,815,124</b>	<b>1,184.49</b>
<b>GREEN</b>				
UVA-HIGH	56,885	1,249.41	384,101	1,302.50
WESTERN-HIGH	57,391	1,307.90	475,471	1,438.69
UVA-MEDIUM	25,737	1,273.25	330,094	1,515.26
WESTERN-MEDIUM	41,540	1,427.76	374,121	1,417.52
LOW	75	5,708.37	2,675	3,960.68
<b>TOTAL</b>	<b>181,628</b>	<b>1,313.90</b>	<b>1,566,462</b>	<b>1,420.68</b>



# NATIONAL ELEVATIONAL AVERAGES – Continued;

<b>ORGANIC TEAS</b>				
UVA-HIGH	17,620	1,135.00	229,287	1,395.94
WESTERN-HIGH	1,000	2,575.50	30,302	1,543.70
WESTERN-MEDIUM	42,997	1,967.71	185,695	1,723.59
LOW	505	3,604.02	43,910	3,228.51
<b>TOTAL</b>	<b>62,122</b>	<b>1,754.61</b>	<b>489,194</b>	<b>1,693.96</b>
<b>SPECIAL TEA</b>				
UVA-HIGH	100	15,750.00	637	17,559.38
WESTERN-HIGH	255	23,725.49	12,706	6,906.19
UVA-MEDIUM	24	27,553.19	310	17,373.87
WESTERN-MEDIUM	7,654	1,847.66	78,191	1,703.87
LOW	135	26,933.43	2,173	20,614.21
<b>TOTAL</b>	<b>8,168</b>	<b>3,190.11</b>	<b>94,018</b>	<b>3,003.24</b>
<b>BLACK TEA SALES FROM REFUSE TEA PROCESSING CENTRES</b>				
UVA-HIGH	80,739	685.70	636,045	700.73
WESTERN-HIGH	182,069	719.79	1,586,511	769.46
UVA-MEDIUM	15,040	733.64	96,970	746.23
WESTERN-MEDIUM	23,910	699.50	153,913	698.66
LOW	128,067	732.54	1,085,806	743.67
<b>TOTAL</b>	<b>429,825</b>	<b>716.54</b>	<b>3,559,245</b>	<b>745.62</b>
<b>COMPOSITE NATIONAL AVERAGES</b>				
HIGH GROWN	4,053,977	1,045.65	44,324,464	1,086.48
MEDIUM GROWN	2,967,940	1,020.98	32,396,753	1,019.12
LOW GROWN	10,983,603	1,249.15	117,802,825	1,260.29
<b>ALL TEA AVERAGE</b>	<b>18,005,519</b>	<b>1,165.72</b>	<b>194,524,042</b>	<b>1,180.52</b>



# ALL BROKERS PRIVATE SALE FIGURES (FOR THE PERIOD – 25<sup>TH</sup> TO 30<sup>TH</sup> SEPTEMBER 2023)

	WEEKLY	TODATE
High & Medium	54,837.00	1,636,248.90
Low	26,931.00	420,275.80
Green Tea	35,900.00	1,309,536.00
Organic Tea	15,625.00	435,602.36
BMF	35,325.00	1,995,492.00
Direct Sales	-	-
Forward Contract	22,940.00	1,974,008.00





- **Crop and Weather**
- **Crop Figures**
- **Tea News**

## CROP AND WEATHER - FOR THE PERIOD OF – 25<sup>TH</sup> SEPTEMBER TO 01<sup>ST</sup> OCTOBER 2023



### **Western**

Rainfall was experienced throughout the week in Dickoya, Agarapatana and Talawakelle districts.



### **Nuwara Eliya**

Rainfall was reported throughout the week in the Nuwara Eliya district, whilst dull weather with occasional evening showers were recorded in Kandapola.



### **Uva**

Dull weather conditions with occasional showers were experienced in Haputale, Lunugala and Badulla districts.



### **Low Grown**

Rainfall was reported throughout the week in Deniyaya, Rathnapura and Galle districts.



### **Crop**

Crop intakes are low.

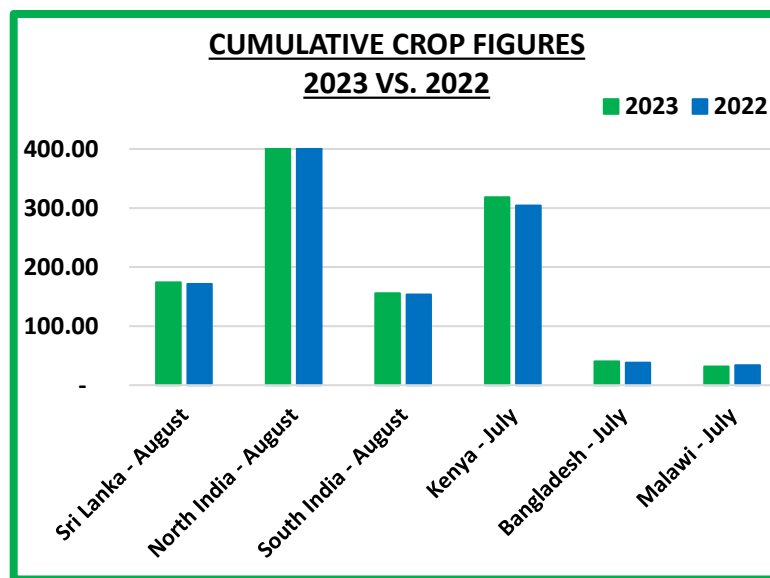
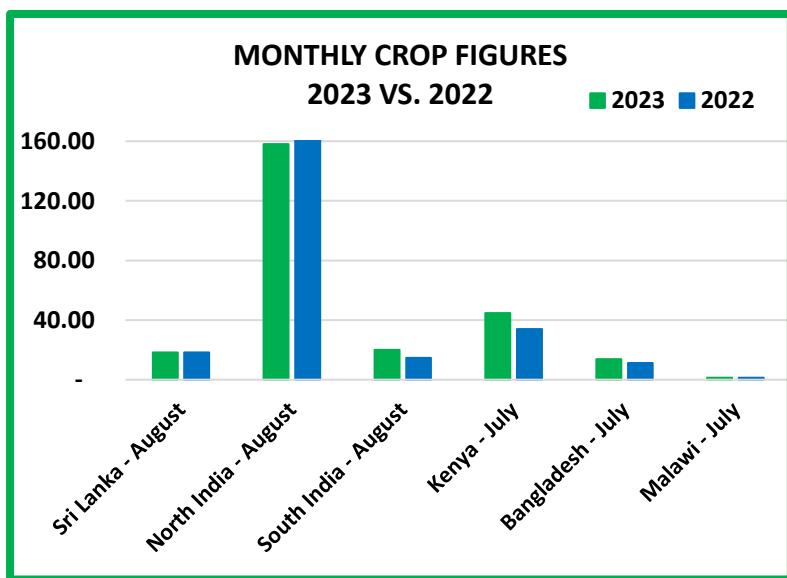




# CROP FIGURES OF MAJOR PRODUCING & EXPORTING COUNTRIES

Country	Month	2023	2022	Cumulative + Inc. / Dec.	Cumulative	2023	2022	Cumulative + Inc. / Dec.
Sri Lanka	August	18.25	18.27	- 0.02	Upto August	174.20	171.37	+ 2.83
North India	August	158.04(E)	170.97	- 12.93	August	645.64(E)	653.89	- 8.25
South India	August	19.91(E)	14.51	+ 5.40	August	155.59(E)	153.61	+ 1.98
Kenya	July	44.69	33.85	+ 10.84	Upto July	318.34	304.21	+ 14.03
Bangladesh	July	13.65	11.26	+ 2.39	Upto July	40.09	38.33	+ 1.76
Malawi	July	1.26	1.29	- 0.03	Upto July	31.79	33.71	- 1.92

(E) - Estimated



# TEA NEWS AROUND THE GLOBE

## MOMBASA MARKET

SALE NO. 40 - SALE OF 02<sup>ND</sup>, 03<sup>RD</sup> & 04<sup>TH</sup> OCTOBER 2023

There was fair general demand for the 191,620 packages (12,814,233.00 kilos) in the market with 34.71% neglected.

### OFFERINGS

Leaf Grades	-	99,320 packages (6,520,188.00 kilos) – 37.13% unsold.
Dust Grades	-	70,000 packages (5,161,848.00 kilos) – 33.43% unsold.
Secondary Grades	-	22,300 packages (1,132,197.00 kilos) – 27.98% unsold.

### MARKETS

**Pakistan Packers** were active but selective with reduced inquiry from **Yemen** and **other Middle Eastern countries**. **Egyptian Packers** showed improved support while **Kazakhstan** and **other CIS states** continued selective. There was less activity from **UK, Afghanistan** and **Bazaar** with **Sudan, Russia** and **Iran** absent. **Local Packers** were active while **Somalia** maintained inquiry at the lower end of the market.

### LEAF GRADES (M2)

#### BP1:

**Best** – Were firm to USC18 dearer with select lines advancing by up to USC36 to easier by USC8 and some higher value invoices shed USC40 and USC50.

**Brighter** – Ranged between steady to USC35 dearer to easier by up to USC33.

**Mediums** – KTDA mediums were firm at reserve price levels with plantation mediums irregular varying between USC20 dearer to USC19 below last prices.

**Lower Medium** – Were irregular and ranged between steady to USC12 dearer to easier by up to USC5.

**Plainer** – Appreciated by up to USC16 but a few lines lost up to USC14.

#### PF1:

**Best** – Irregularly easier by up to USC27.

**Brighter** – Shed up to USC23.

**Mediums** – KTDA mediums were firm to USC5 below last rates while plantation mediums lost up to USC17.

**Lower Medium** – Irregular ranging between firm to USC12 dearer to USC14 easier with a number of teas remaining unsold.

**Plainer** – Steady to dearer by up to USC17.

### DUST GRADES (M1)

#### PDUST:

**Best** – Ranged between firm to USC16 above previous levels to easier by up to USC14.

**Brighter** – Were mainly easier by up to USC18 with a few teas steady to USC6 dearer.

**Mediums** – KTDA mediums were steady to USC14 easier with plantation mediums irregular varying between USC14 dearer to easier by up to USC9.

**Lower Medium** – Were irregular ranging between firm to USC19 dearer to easier by up to USC22.

**Plainer** – Steady to USC13 dearer to easier by a similar margin.



# TEA NEWS AROUND THE GLOBE



## MOMBASA MARKET – Continued ;

### DUST1:

**Best** – Saw irregular interest and varied between USC20 dearer to easier by up to USC14.

**Brighter** – Irregular with some teas steady to USC20 dearer while others lost up to USC8.

**Mediums** – KTDAs mediums were mostly firm with a few teas irregular varying between USC5 dearer to easier by up to USC11; plantation mediums shed up to USC16.

**Lower Medium** – Were irregular ranging between steady to USC22 dearer to easier by up to USC20.

**Plainer** – Met irregular inquiry with some lines appreciating by up to USC12 while others shed up to USC26.

### SECONDARY GRADES (\$1)

In the Secondary Catalogues, best **BPs** eased while others were steady with **PFs** selling below previous rates. Clean well sorted coloury **Fannings** were easier with **similar DUSTs** discounted. **Other Fannings** held value while **DUSTs** were about steady. **BMFs** were readily absorbed.

QUOTATIONS	BP1 – USC	PF1 – USC
Best	255 – 596	298 – 430
Good	255 – 293	290 – 322
Good Medium	255 – 292	262 – 314
Medium (KTDAs)	250	244 – 264
Medium (Plantations)	138 – 210	155 – 222
Lower Medium	100 – 162	071 – 168
Plainer	060 – 111	062 – 114

AUCTION	KENYA 2022 \$	KENYA 2023 \$	TOTAL 2022 \$	TOTAL 2023 \$
37	2.37	2.35	2.24	2.19
38	2.36	2.32	2.25	2.17
39	2.38	2.32	2.27	2.14

SOURCE : AFRICA TEA BROKERS LTD.



# TEA NEWS AROUND THE GLOBE



## CHITTAGONG MARKET

SALE NO.23 – 02<sup>ND</sup> OCTOBER 2023

**CTC LEAF:** 71,026 packages of tea on offer again met with a fair demand.

**BROKENs:** There was a fairly good demand for the best Broken s on offer which were well competed for and often were dearer in line with quality. Other Broken s also met with a fairly good demand but eased a little and there were several withdrawals. Plain types once again witnessed a further decline in prices with heavier withdrawals. BLF teas met with only a little interest with heavy withdrawals.

**FANNINGS:** Good liquoring Fannings met with a fairly good demand but were easier in line with quality. All other Fannings saw lesser demand and prices eased further with heavier withdrawals. BLF teas met with only a little interest with heavy withdrawals.

**CTC DUST:** 12,123 packages of tea on offer met with a good demand. Good liquoring well made Dusts were a slightly dearer market and advanced by Tk.2/- to Tk.3/-. Their Mediums were about steady. Plain and BLF Dusts sold at easier prices in line with quality. There were several withdrawals in this category. Blenders lent good support with fair interest from the Loose tea buyers.

**COMMENTS:** A small weight of well made good liquoring Broken s were a bright feature of the sale which were well competed for and were sometimes dearer. Others witnessed a fair interest except the plainest varieties which were often neglected. Blenders continued to lend good support whilst there was a little more interest from the Loose tea buyers.

CDs were the bright feature of the sale.

**Our catalogue: (Sale 23) Avg: Tk 199.15 , Sold 58.33 % , (Sale 22) Avg: Tk 197.80 , Sold 55.60 %**

### Quotations – This Week – (In Taka)

Broken s	This Week	Last Week	Fannings	This week	Last Week	Dust	This week	Last Week
<b>Best</b>	195-212 nom	197-210 nom	Best	197-207 nom	197-210 nom	PD	145-263	152-220
<b>Good</b>	188-192	190-195	Good	188-192	190-195	RD	100-331	110-325
<b>Medium</b>	160-170	160-175	Medium	160-170	160-170	D	185-337	160-370
<b>Plain</b>	140-145	140-150	Plain	140-145	140-150	CD	135-400	180-410
<b>BLF</b>	95-120	100-125	BLF	95-120	100-125	BLF	100-135	125-135

Exchange Rates 02<sup>nd</sup> October 2023 Sterling Pound: Tk. 133.7904, dollar: Tk. 110.0000

**SOURCE : NATIONAL BROKERS LTD**



## SILIGURI MARKET

SALE NO. 39 – SALE OF 30<sup>TH</sup> SEPTEMBER 2023

### 1. MARKET DESCRIPTION :

- DEMAND – GOOD FOR LEAF AND FAIR FOR DUST.
- IMPROVED/LIQUORING SORTS WERE COMPETED FOR, OFTEN AT DEARER RATES. REMAINDER WERE IRREGULAR AND EASIER FOLLOWING QUALITY.
- THE DUST SEGMENT TENDED EASIER WITH SOME OUT LOTS.
- INTERNAL BUYERS WERE THE MAINSTAY WITH FAIR SUPPORT FROM MAJOR BLENDEES. EXPORTERS OPERATED SELECTIVELY.

### 2. TOTAL AUCTION WEIGHTED AVERAGE ( ₹ )

	2023-24			2022-23			UPTO SALE - 39		
	SALE - 39	SALE - 38	+/-	SALE - 39	SALE - 38	+/-	2023-24	2022-23	2021-22
CTC	160.22	157.31	2.92	175.83	169.93	5.90	172.03	188.99	186.62
DUST	155.31	158.13	-2.82	172.26	170.10	2.16	168.33	182.26	173.91
TOTAL	159.63	157.39	2.24	175.41	169.95	5.46	171.61	188.20	185.11

SOURCE: PARCON INDIA PVT LTD

## GUWAHATI MARKET

SALE NO. 39 – SALE OF 30<sup>TH</sup> SEPTEMBER 2023

### 1. MARKET DESCRIPTION :

- GOOD GENERAL DEMAND FOR LEAF & DUST.
- LEVELS FOR BEST/GOOD AND BETTER MEDIUM TEAS PREVAILED AROUND LAST TO OCCASIONALLY DEARER WITH COMPETITION. SELECT CLEAN BLACK AND LIQUORING TEAS WERE WELL RECEIVED. FANNINGS WERE THE WEAK FEATURE OF THE SALE.
- PLAINER & BROWNER VARIETIES CONTINUED TO BE DISCOUNTED WITH NOTICEABLE WITHDRAWALS.
- DUST MARKET WITNESSED A SIMILAR TREND. MEDIUM DUST STRUGGLED TO MOVE & FACED WITHDRAWALS.
- MAJOR BLENDEES - OPERATED. WESTERN INDIA ACTIVE ON LIQUORING SORTS WITH FAIR SUPPORT FROM INTERNAL SECTION.
- EXPORTERS – SELECTIVE.

### 2. TOTAL AUCTION WEIGHTED AVERAGE ( ₹ )

	2023-24			2022-23			UPTO SALE - 39		
	SALE - 39	SALE - 38	+/-	SALE - 39	SALE - 38	+/-	2023-24	2022-23	2021-22
CTC	199.40	197.07	2.33	191.20	191.12	0.08	205.11	206.50	192.10
DUST	195.89	196.56	-0.67	189.59	205.08	-15.48	198.23	205.00	188.26
TOTAL	198.41	196.93	1.48	190.71	195.16	-4.45	203.10	206.07	190.94

SOURCE: PARCON INDIA PVT LTD





# TEA NEWS AROUND THE GLOBE

## KOLKATA ORTHODOX / CTC MARKET

SALE NO. 39 – SALE OF 29<sup>TH</sup> SEPTEMBER 2023

### 1. Market Description :

- STRONG DEMAND AT LEVELS WHICH WERE IRREGULAR AROUND LAST FOLLOWING QUALITY. STALKIER/BROWNER SORTS WERE ALSO LOWER AT TIMES.
- BPS/BOP WERE FULLY FIRM TO AT TIMES DEARER FOLLOWING COMPETITION.
- LIQUORING SMALLER BROKENS & FANNINGS SAW IMPROVED ENQUIRY AND APPRECIATED AT TIMES.
- SECONDARIES SAW KEEN COMPETITION AND WERE READILY ABSORBED.
- EXPORTERS TO THE MIDDLE EAST AND CIS WERE ACTIVE WITH SOME SUPPORT FROM HUL AND STRAY ENQUIRY FROM TCPL.

	WHOLE LEAF		BROKENS		FANNINGS
	1ST LINE	2ND LINE	LARGER	SMALLER	LEAFY
BEST	330-400+	270-280+(N)	300-340+	270-320+	200-280(N)
GOOD	280-310	250-270	270-290	240-270	150-180
MEDIUM	240-270	220-240	230-260	200-230	120-140

### 1. Market description :

- DEMAND : GOOD FOR LEAF AND FAIR FOR DUST.
- BRIGHTER LIQUORING ASSAMS WERE WELL COMPETED FOR AND WERE FIRM TO OCCASIONALLY DEARER.
- THE REMAINDER WERE IRREGULAR AROUND LAST. FANNINGS, MEDIUM / BETTER MEDIUM SORTS IN PARTICULAR, REMAINED A WEAK FEATURE.
- DOOARS WERE BARELY STEADY.
- DUSTS FOLLOWED A SIMILAR TREND BUT WITNESSED HIGHER WITHDRAWALS THAN THE LEAF CATEGORY.
- WESTERN INDIA BUYERS WERE ACTIVE WITH SOME SUPPORT FROM EXPORTERS AND INTERNAL TRADERS. MAJOR BLENDERS WERE LESS ACTIVE COMPARED TO THE PREVIOUS WEEK.

### 2. TOTAL AUCTION WEIGHTED AVERAGE ( ₹ )

	2023-24			2022-23			UPTO SALE - 39		
	SALE - 39	SALE - 38	+/-	SALE - 39	SALE - 38	+/-	2023-24	2022-23	2021-22
CTC	215.37	218.53	-3.15	207.56	210.85	-3.29	218.61	230.69	214.03
DUST	226.83	226.32	0.51	237.22	239.67	-2.45	230.87	254.74	219.98
TOTAL	218.94	220.94	-2.00	215.92	218.54	-2.62	222.30	237.38	215.70

SOURCE: PARCON INDIA PVT LTD



# UPCOMING AUCTION DETAILS

Auction No.	41		40	
Dates	17 <sup>th</sup> / 18 <sup>th</sup> October 2023		10 <sup>th</sup> / 11 <sup>th</sup> October 2023	
	No. of Lots	Qty – kg	No. of Lots	Qty – kg
Ex-Estate	643	662,185	626	644,305
Main Sale Total	8,944	4,012,633	9,072	4,102,604
High & Medium	1,454	616,942	1,467	613,528
Low Grown – Leafy	1,565	535,102	1,565	547,014
Low Grown – Semi Leafy	1,435	601,803	1,450	605,027
Low Grown Tippy	1,632	758,850	1,621	748,064
Premium / Flowery	347	51,826	328	48,137
Off Grades	2,014	984,198	2,124	1,066,408
Dust	497	463,912	517	474,426
Grand Total	9,587	4,674,818	9,698	4,746,909
Reprints	726	339,820	916	428,870
Total No. of Lots on Offer		9,587	9,698	
Total Quantity on Offer (kg)		4,674,818	4,746,909	



## SCHEDULED CLOSING DATES

Auction No.	Date of Sale	Ex-Estate	Main Sale
42	24 <sup>th</sup> / 25 <sup>th</sup> October 2023	05/10/2023	05/10/2023
43	31 <sup>st</sup> October / 01 <sup>st</sup> November 2023	12/10/2023	12/10/2023
44	07 <sup>th</sup> / 08 <sup>th</sup> November 2023	19/10/2023	19/10/2023

## PROMPT DATES

Auction No.	Buyers	Sellers
40	17/10/2023	18/10/2023
41	24/10/2023	25/10/2023
42	31/10/2023	01/11/2023



## ORDER OF SALE (SALE NO. 40 – 10<sup>TH</sup> / 11<sup>TH</sup> OCTOBER 2023)

Main Sale Order – 1 (Leafy / Semi Leafy / Tippy / Premium / 1A)	Main Sale Order – 2 (H & M / Off Grade / Dust)	Ex-Estate
LANKA COMMODITY BROKERS LTD	EASTERN BROKERS. LTD.	CEYLON TEA BROKERS PLC
ASIA SIYAKA COMMODITIES PLC.	CEYLON TEA BROKERS PLC	FORBES & WALKER TEA BROKERS (PVT) LTD
<b>JOHN KEELLS PLC</b>	LANKA COMMODITY BROKERS LTD	BARTLEET PRODUCE MARKETING (PVT) LTD
CEYLON TEA BROKERS PLC	BARTLEET PRODUCE MARKETING (PVT) LTD	ASIA SIYAKA COMMODITIES PLC.
EASTERN BROKERS. LTD.	FORBES & WALKER TEA BROKERS (PVT) LTD	<b>JOHN KEELLS PLC</b>
BARTLEET PRODUCE MARKETING (PVT) LTD	MERCANTILE PRODUCE BROKERS (PVT) LTD	LANKA COMMODITY BROKERS LTD
FORBES & WALKER TEA BROKERS (PVT) LTD	ASIA SIYAKA COMMODITIES PLC.	MERCANTILE PRODUCE BROKERS (PVT) LTD
MERCANTILE PRODUCE BROKERS (PVT) LTD	<b>JOHN KEELLS PLC</b>	EASTERN BROKERS. LTD.

[ DB : HR / SG ]





*“You may never know what results come of your actions, but if you do nothing, there will be no results.”*

*~ Mahatma Gandhi*

