



TEA MARKET REPORT

JOHN KEELLS PLC

SALE NO. 39 – 05TH / 06TH OCTOBER 2021

ORDER OF SALE (SALE NO. 39 – 05TH / 06TH OCTOBER 2021)

Main Sale Order – 1 (Leafy / Semi Leafy / Tippy / Premium / 1A)	Main Sale Order – 2 (H & M / Off Grade / Dust)	Ex-Estate
Mercantile Produce Brokers (Pvt) Ltd	JOHN KEELLS PLC	Lanka Commodity Brokers Ltd
Lanka Commodity Brokers Ltd	Eastern Brokers. Ltd.	Mercantile Produce Brokers (Pvt) Ltd
Asia Siyaka Commodities PLC.	Ceylon Tea Brokers PLC	Eastern Brokers. Ltd.
JOHN KEELLS PLC	Lanka Commodity Brokers Ltd	Ceylon Tea Brokers PLC
Ceylon Tea Brokers PLC	Bartleet Produce Marketing (Pvt) Ltd	F & W Tea Brokers (Pvt) Ltd
Eastern Brokers. Ltd.	F & W Tea Brokers (Pvt) Ltd	Bartleet Produce Marketing (Pvt) Ltd
Bartleet Produce Marketing (Pvt) Ltd	Mercantile Produce Brokers (Pvt) Ltd	Asia Siyaka Commodities PLC.
F & W Tea Brokers (Pvt) Ltd	Asia Siyaka Commodities PLC.	JOHN KEELLS PLC



AUCTION DETAILS

Auction No.	39	
Dates	05 th / 06 th October 2021	
	No. of Lots	Qty – kg
Ex Estate	631	707,894
Main Sale Total	10,719	5,290,091
High & Medium	1,526	765,574
Low Grown - Leafy	2,171	904,193
Low Grown - Semi Leafy	1,609	720,538
Low Grown Tippy	2,115	1,044,443
Premium / Flowery	376	58,865
Off Grades	2,382	1,289,630
Dust	540	506,848
Grand Total	11,350	5,997,985
Reprints	1,130	661,689
Total No. of Lots Offered	11,350	
Total Quantity Offered (kg)	5,997,985	

PROMPT DATES

Auction No.	Buyers	Sellers
39	12/10/2021	13/10/2021



COMMENTS

The Auction averages for the month of September recorded at Rs.591.47 shows a decline of Rs.28.53 in comparison to the 2020 September figure of Rs.620.00. When analyzing the respective elevation averages for the month of September 2021, the High Grown recorded an average of Rs.568.48 which is a negative variance of Rs.17.40 in comparison to Rs.585.88 in September 2020. Medium Grown recorded a negative variance of Rs.54.74 with an average of Rs.503.92 when compared to Rs.558.66 in September 2020. Meanwhile Low Grown too recorded an average of Rs.623.55 which is a negative variance of Rs.38.05 in comparison to Rs.661.60 in September 2020.

The 0.7Mkg of Ex Estate teas on offer met with improved demand. Select best Western High Grown BOPs gained Rs.20/- to Rs.30/-, the below best and plainer varieties too were mostly dearer. The Western High Grown BOPFs were firm to selectively dearer based on special inquiry, the below best and plainer varieties too were firm to a little dearer at times and gained as the sale progressed. Nuwara Eliya BOPs were easier, the BOPFs mostly remained unsold. Udupussellawa BOPs met with irregular demand, the BOPFs gained selectively, whilst the others were firm. Uva BOPs were firm, the BOPFs gained Rs.20/- to Rs.30/- at times. Low Grown CTC BP1s were firm on last levels, the High and Medium types too mostly maintained. Low grown PF1s were dearer by Rs.10/-to Rs.20/-,the High and Medium types appreciated irregularly by Rs.20/- to Rs.30/-.

The 2.7Mkg of Low Grown teas which were on offer met with fair demand. Select best OP1s were dearer, best and below best OP1s too met with good demand. BOP1s attracted fair interest. Select best OPAs were firm, best and below best types shed few rupees, others were firm to irregularly lower. OPs followed a similar trend. Well-made Bold Pekoes were firm, mixed varieties shed few rupees. Well-made Shotty Pekoe1s were firm, others were lower. In the Small Leaf segment, select best BOP.SP/BOPF.SP and BOPFs were firm. Select best BOPs gained following quality. Select best and best FBOPs were firm, others were irregularly lower. Select best and best FBOPF1s gained a few rupees, below best varieties were lower. FBOPFs were substantially dearer. All Premium Flowery teas met with excellent demand.

Turkey, Russia, Iran and the C.I.S. countries lent fair support. Libya and Iraq were selective.





MARKET DESCRIPTION

Western Teas

A few select best BOPs appreciated by Rs.30/- to Rs.40/-, the others were firm to dearer at times. A selection of better below best sorts appreciated by Rs.30/- to Rs.40/-, whilst the balance remained firm. Clean leaf plainer types appreciated by Rs.10/- to Rs.20/-, however the balance were firm. Better BOPFs were firm and at times Rs.10/- to Rs.20/- dearer. A selection of better below best varieties appreciated by Rs.20/- to Rs.30/- and at times more, however the balance declined by a similar margin, plainer types met with irregular demand. Well-made Medium BOPS barely maintained, the balance met with irregular demand. BOPFs shed Rs./- to Rs.20/-.

Nuwara Eliya Teas

BOPs and BOPFs met with irregular demand.

Uva Teas

A few better BOPs appreciated by Rs.10/- to Rs.20/-, however the balance declined by a similar margin. A selection of better BOPFs appreciated by Rs.10/- to Rs.20/-, however the balance shed by a similar margin. Udapussellawa BOPs met with irregular demand. A few better BOPFs advanced Rs.10/- to Rs.20/-, the balance sold around last levels.

CTC Teas

Low Grown BP1s were firm, a selection of improved PF1s appreciated by Rs.10/- to Rs.20/-, the balance was firm. There was hardly any Medium Grown BP1s on offer, PF1s met with irregular demand. There was hardly any High Grown BP1s on offer. Better PF1s appreciated by Rs.20/- to Rs.30/- particularly towards the latter part of the sale, the balance also appreciated by Rs.10/-.

QUOTATIONS

	BOP – RS.	BOPF – RS.
Good Westerns	650 – 880	720 – 920
Average Westerns	550 – 640	600 – 710
Plainer Westerns	420 – 540	490 – 590
Western Mediums	350 – 860	300 – 500
Uva Teas	510 – 540	520 – 600
Nuwara Eliya Teas	440 – 790	380 – 650
Uda Pussellawa Teas	620 – 750	NQ
CTC (BP1 and PF1)	380 - 630	400 - 720





MARKET DESCRIPTION

Low Grown

Select best and best wiry OP1s met with fair demand and mostly appreciated from last week's price levels, secondaries too gained by Rs.10/-. Well-made OPs were mostly firm, below best types were irregular. Select best and best OPAs met with fair demand, below best sorts declined irregularly. Better twisted BOP1s were firm to dearer, bolder types too met with fair demand. Well-made Pekoes along with the heavy bold Pekoe invoices maintained last levels, below best types along with the mixed secondaries declined sharply. Select best shotty Pekoe1s were mostly firm, others declined by Rs.10/- to Rs.20/-.

Select best well-made BOPs were firm, best types were irregularly lower by Rs.5/- to Rs.10/-, below best BOPs were firm, secondary types were lower by Rs.5/- to Rs.10/-. Select best and best BOP.SP.s and BOPF.SP.s met with fair demand, others were firm. BOPFs followed a similar trend. Select best and best FBOPF1s were dearer by Rs.5/- to Rs.10/- and more following quality, below best FBOPF1s and poor secondaries were lower by Rs.5/- to Rs.10/-. Well-made FBOPs in the select best category met with fair demand, best types were firm, below best and secondary types were lower by Rs.5/- to Rs.10/-. FBOPF varieties met with very good demand. All Premium Flowery teas appreciated by Rs.10/- to Rs.20/-

Off Grades

Select best and best FGS1s were easier by Rs.10/- to Rs.20/-, below best and poorer types were firm. All BM.s were dearer by Rs.10/- to Rs.20/-. Select best and best BP.s were firm, whilst below best and plainer types dearer by Rs.10/- to Rs.20/-. Select best BOP1A.s were lower by Rs.50/- to Rs.60/- whilst best types were lower by Rs.10/- to Rs.20/-, below best and poorer sorts declined by Rs.20/- to Rs.30/- and more towards the closure.

Dust

Select best and best Dust1s appreciated Rs.10/- to Rs.15/-, below best types were dearer by Rs.10/- to Rs.15/-, poorer sorts met with fair demand and appreciated Rs.5/- to Rs.10/- as the sale progressed. Best High and Medium CTC.s were firm to dearer by Rs.5/- to Rs.10/-, however, below best and poorer sorts met with fair demand. Low Grown CTC.s sold at firm levels. Low Grown Dust / Dust1 met with fair demand.



QUOTATIONS

	Select Best	Best	Below Best	Others
LIQUORING				
DUST-1	680.00 - 940.00	580.00 - 670.00	540.00 - 570.00	450.00 - 530.00
OFF GRADES				
FGS1	520.00 - 590.00	460.00 - 510.00	400.00 - 450.00	330.00 - 390.00
FGS	460.00 - 540.00	430.00 - 450.00	380.00 - 420.00	320.00 - 370.00
LOW GROWNS				
FBOPF / FFSP / FFEXSP	2250.00 - 3150.00	1250.00 - 2000.00	800.00 - 1000.00	600.00 - 740.00
BOP	880.00 - 1250.00	710.00 - 870.00	600.00 - 700.00	480.00 - 580.00
BOPSP	800.00 - 1200.00	630.00 - 760.00	550.00 - 620.00	420.00 - 530.00
BOPF	720.00 - 860.00	600.00 - 680.00	450.00 - 580.00	350.00 - 430.00
FBOPF1	810.00 - 1300.00	720.00 - 780.00	620.00 - 700.00	470.00 - 600.00
FBOP	860.00 - 1300.00	720.00 - 830.00	620.00 - 700.00	480.00 - 580.00
BOP1	900.00 - 1650.00	860.00 - 890.00	780.00 - 860.00	600.00 - 640.00
OP1	1150.00 - 1700.00	1050.00 - 1100.00	910.00 - 1040.00	450.00 - 600.00
OP	760.00 - 850.00	700.00 - 750.00	600.00 - 690.00	550.00 - 570.00
OPA	700.00 - 1040.00	600.00 - 650.00	490.00 - 520.00	380.00 - 440.00
PEKOE	820.00 - 1450.00	660.00 - 740.00	530.00 - 590.00	470.00 - 480.00
PEKOE1	870.00 - 1350.00	690.00 - 740.00	550.00 - 600.00	440.00 - 500.00
DUST / DUST1	500.00 - 550.00	400.00 - 480.00	360.00 - 390.00	330.00 - 380.00



- **Top Prices**
- **Colombo Auction Averages**
- **National Elevational Averages**
- **All Brokers Private Sale Figures**



TOP PRICES (SALE NO. 39 - 05TH / 06TH OCTOBER 2021)



WESTERN HIGH			
BOP		Somerset	880.00
BOPSP		Bearwell	720.00
BOPF/BOPFSP	*	Bridwell	920.00
FBOP/FBOP1	*	Bogahawatte	840.00
		Frtoft Super	840.00
FBOPF/FBOPF1	*	Bogahawatte	800.00
BOP1	*	Venture	850.00
OP/OPA	*	Venture	690.00
OP1		Glenloch	800.00
PEKOE/PEKOE1		Glenloch	880.00

WESTERN MEDIUM			
BOP		Harangalla	860.00
BOPSP	*	Kenilworth	810.00
BOPF/BOPFSP	**	Rozella	500.00
		Doombagastalawa	500.00
FBOP/FBOP1		Doombagastalawa	960.00
FBOPF/FBOPF1		Dartry Valley	840.00
		Harangalla	840.00
		Craighead	840.00
BOP1		Cooroondoowatte	1100.00
OP/OPA	**	Kenilworth	650.00
		Cooroondoowatte	650.00
OP1		Ancoombra	830.00
PEKOE/PEKOE1		New Fernland	980.00

UDA PUSSELLAWA			
BOP	*	Liddesdale	540.00
BOPSP		Kirklees	500.00
BOPF/BOPFSP	*	Mooloya	600.00
FBOP/FBOP1		Delmar	810.00
FBOPF/FBOPF1		Delmar	750.00
BOP1		Gampaha	610.00
OP/OPA		Delmar	600.00
OP1		Gordon	490.00
PEKOE/PEKOE1		Delmar	670.00

UVA HIGH			
BOP	*	Aislaby	770.00
BOPSP		Uvakkellie	660.00
BOPF/BOPFSP		Kelliebedde	630.00
FBOP/FBOP1		Aislaby	980.00
FBOPF/FBOPF1	*	Glenanore	780.00
		Battawatte	780.00
BOP1		Glenanore	890.00
OP/OPA		Glenanore	640.00
OP1		Gonamotawa	780.00
PEKOE/PEKOE1		Aislaby	900.00

UVA MEDIUM			
BOP	*	Halpewatte Uva	790.00
BOPSP	*	Halpewatte Uva	830.00
BOPF/BOPFSP		Dickwella	810.00
FBOP/FBOP1		Dickwella	890.00
FBOPF/FBOPF1		Roseland Uva	830.00
BOP1	*	Telbedde	960.00
OP/OPA		Rathkelle Uva	710.00
OP1	*	Glen Alpin	840.00
		Halpewatte Uva	840.00
PEKOE/PEKOE1		Dickwella	900.00

CTC HIGH			
PF1	*	Dunsinane CTC	660.00
BP1		Ulugedera CTC	490.00
BPS		Ulugedera CTC	470.00
OF		-	

CTC MEDIUM			
PF1		New Peacock CTC	550.00
BP1		New Peacock CTC	490.00
BPS		Donside CTC	450.00
OF		-	

NUWARA ELIYA			
BOP	*	Lovers Leap	750.00
		Mahagastotte	750.00
BOPF/BOPFSP		-	
FBOP/FBOP1		Court Lodge	750.00
OP/OPA		Court Lodge	500.00
PEKOE/PEKOE1		Mahagastotte	560.00

CTC LOW			
PF1	*	Suduwelipothahena CTC	720.00
BP1	*	Suduwelipothahena CTC	630.00
BPS	*	Suduwelipothahena CTC	560.00
OF		-	



TOP PRICES (SALE NO. 39 - 05TH / 06TH OCTOBER 2021)

LOW			
BOP		Brombil	1250.00
BOPSP		Geekiyanahena	1200.00
BOPF		Hidellana	860.00
BOPFSP		Allen Valley	880.00
FBOP		Pothotuwa	1300.00
FBOP1		Ceciliyan	1100.00
FBOPF		Sihara	1400.00
FBOPF1		New Rekadahena	1300.00
	*	Hiniduma S.H	1250.00
	*	Halwitigala S.H	1250.00
BOP1		Pothotuwa	1650.00
		Sithaka	1650.00
OP1		Pothotuwa	1700.00
OP		Liyonta	850.00
OPA		Liyonta	1040.00
PEKOE		Lumbini	1450.00
PEKOE1		Suduwelipothahena Super	1350.00

PREMIUM			
FBOPFSP		Parakaduwa	2900.00
FBOPFEXSP		New Vithanakande	3150.00
FBOPFEXSP1		Kamarangapitiya	2800.00

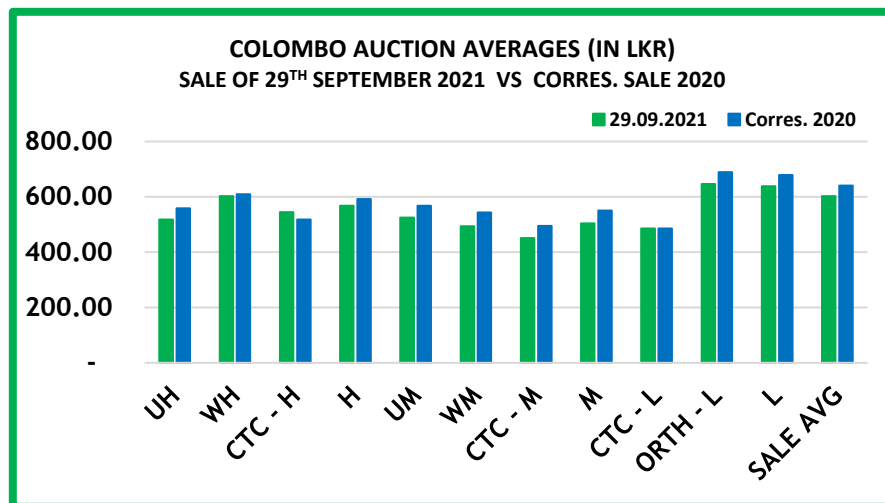
DUST			
DUST1		Mattakelle	940.00
P.DUST		Kalubowitiyana CTC	660.00

OFF GRADES			
FNGS/FNGS1		Fetteresso	590.00
PFNGS		Strathdon CTC	480.00
BM		Gunawardena	690.00
	*	Morawakkorale	660.00
BP		New Rothschild	710.00
BOP1A		Garden Leaf	650.00

**** MORE THAN ONE TOP PRICE OBTAINED**
*** TEAS SOLD BY JOHN KEELLS PLC**
+ ALL TIME RECORD PRICE
++ ALL TIME RECORD PRICE EQUALED

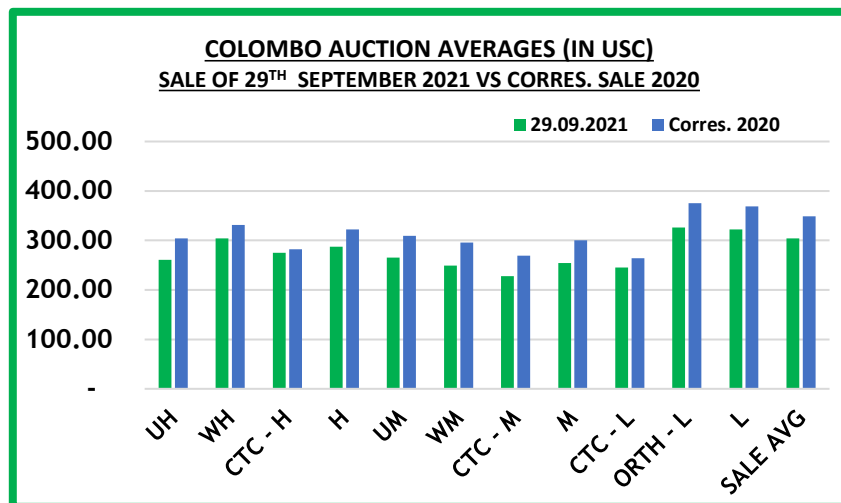


COLOMBO AUCTION AVERAGES



	Sale of 22/09/2021In LKR	Sale of 29/09/2021 In LKR	Corres. 2020 In LKR
Uva High Grown	507.33	518.07	558.18
Western High Grown	605.65	602.99	609.00
CTC High Grown	539.34	544.66	517.65
Summary of High Grown	570.45	567.99	592.34
Uva Medium Grown	532.66	525.55	567.52
Western Medium Grown	481.66	493.50	543.53
CTC Medium Grown	456.22	451.13	494.35
Summary of Medium Grown	498.14	503.90	550.65
CTC Low Grown	473.69	485.49	485.41
Orthodox Low Grown	640.94	646.41	689.27
Summary of Low Grown	632.26	638.48	678.35
TOTAL SALE AVERAGE	596.84	602.04	640.86

COLOMBO AUCTION AVERAGES



	Sale of 22/09/2021 In USC	Sale of 29/09/2021 In USC	Corres. 2020 In USC
Uva High Grown	256	261	304
Western High Grown	305	304	331
CTC High Grown	272	275	282
Summary of High Grown	288	287	322
Uva Medium Grown	268	265	309
Western Medium Grown	243	249	296
CTC Medium Grown	230	228	269
Summary of Medium Grown	251	254	300
CTC Low Grown	239	245	264
Orthodox Low Grown	323	326	375
Summary of Low Grown	319	322	369
TOTAL SALE AVERAGE	301	304	349

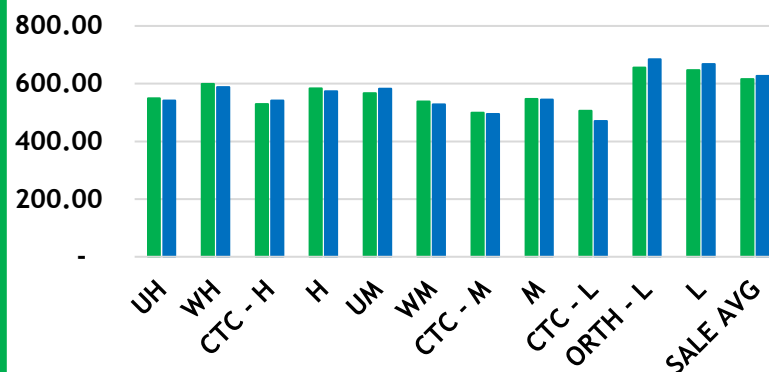


COLOMBO AUCTION AVERAGES

COLOMBO AUCTION AVERAGES – TODATE

(IN LKR)

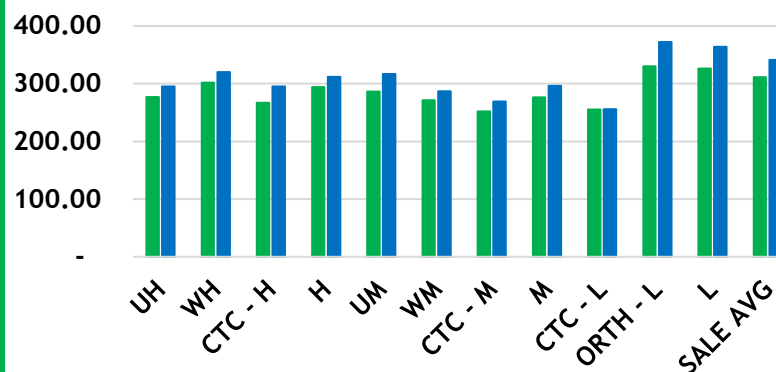
■ 2021 ■ 2020



COLOMBO AUCTION AVERAGES – TODATE

(IN USC)

■ 2021 ■ 2020



January to Date (Sale No.38)	2021 LKR	2020 LKR	2021 USC	2020 USC
Uva High Grown	548.91	541.96	277	295
Western High Grown	598.86	588.19	302	320
CTC High Grown	528.91	541.71	267	295
Summary of High Grown	583.46	573.95	294	312
Uva Medium Grown	567.13	582.20	286	317
Western Medium Grown	537.68	527.80	271	287
CTC Medium Grown	499.46	495.06	252	269
Summary of Medium Grown	546.61	544.95	276	296
CTC Low Grown	505.44	470.34	255	256
Orthodox Low Grown	655.15	684.02	330	372
Summary of Low Grown	646.87	668.13	326	364
TOTAL SALE AVERAGE	616.16	627.27	311	341



COLOMBO AUCTION AVERAGES

FROM 01 ST TO 29 TH SEPTEMBER 2021	LKR
Uva High Grown	518.35
Western High Grown	597.64
Summary of High Grown	568.49
Uva Medium Grown	533.88
Western Medium Grown	488.91
Summary of Medium Grown	503.94
Summary of Low Grown	623.55
TOTAL SALE AVERAGE	591.48



NATIONAL ELEVATIONAL AVERAGES



NATIONAL ELEVATIONAL AVERAGES – SEPTEMBER 2021

Elevation	MONTH		TODATE	
	QUANTITY - KG	AVERAGE - RS. / KG	QUANTITY - KG	AVERAGE - RS. / KG
ORTHODOX				
UVA-HIGH	1,480,422.50	517.59	13,739,004.29	554.00
WESTERN-HIGH	2,391,057.00	605.36	29,262,346.10	615.21
HIGH GROWN TOTAL	3,871,479.50	571.80	43,001,350.39	595.65
UVA-MEDIUM	1,274,765.50	533.88	12,755,365.00	567.95
WESTERN-MEDIUM	1,853,549.00	502.36	20,633,399.90	554.44
MEDIUM GROWN TOTAL	3,128,314.50	515.20	33,388,764.90	559.60
LOW	12,660,060.00	632.68	130,015,355.00	655.15
TOTAL	19,659,854.00	602.00	206,405,470.29	627.30
CTC				
HIGH	374,279.00	534.16	3,972,045.50	530.19
MEDIUM	686,060.00	452.46	7,661,757.00	499.46
LOW	793,734.00	477.93	9,496,293.50	505.46
TOTAL	1,854,073.00	479.86	21,130,096.00	507.93
OTH/CTC				
UVA-HIGH	1,562,096.50	518.35	14,490,297.29	553.05
WESTERN-HIGH	2,683,662.00	597.65	32,483,098.60	606.65
HIGH GROWN TOTAL	4,245,758.50	568.48	46,973,395.89	590.12
UVA-MEDIUM	1,274,765.50	533.88	12,755,365.00	567.95
WESTERN-MEDIUM	2,539,609.00	488.88	28,295,156.90	539.55
MEDIUM GROWN TOTAL	3,814,374.50	503.92	41,050,521.90	548.38
LOW	13,453,794.00	623.55	139,511,648.50	644.96
TOTAL	21,513,927.00	591.47	227,535,566.29	616.22

SOURCE : CBA averages by MSL.

These averages are merely for statistical purposes only.



ALL BROKERS PRIVATE SALE FIGURES (FOR THE PERIOD – 27TH SEPT. TO 02ND OCT. 2021)

	WEEKLY	TODATE
High, Medium & Low	60,428.00	2,503,790.80
Green Tea	76,958.00	1,635,389.50
Organic Tea	8,138.00	423,057.29
BMF	328,156.00	7,977,053.00
Direct Sales	-	-
Forward Contract	58,360.00	1,654,330.00





- **Crop and Weather**
- **Crop Figures**
- **Tea News**

CROP AND WEATHER - FOR THE PERIOD OF – 27TH SEPTEMBER TO 03RD OCTOBER 2021



Western

Bright mornings followed by dull afternoons and heavy evening showers were experienced throughout the week in Dickoya, Talawakelle and Bogowantalawa districts.



Nuwara Eliya

Dull weather conditions with heavy showers and windy conditions were experienced throughout the week in Nuwara Eliya and Kandapola districts.



Uva

Bright morning with occasional afternoon showers were recorded throughout the week in Bandarawella and Badulla districts.



Low Grown

Dull weather with scattered showers were recorded throughout the week in Galle, Rathnapura and Deniyaya.



Crop

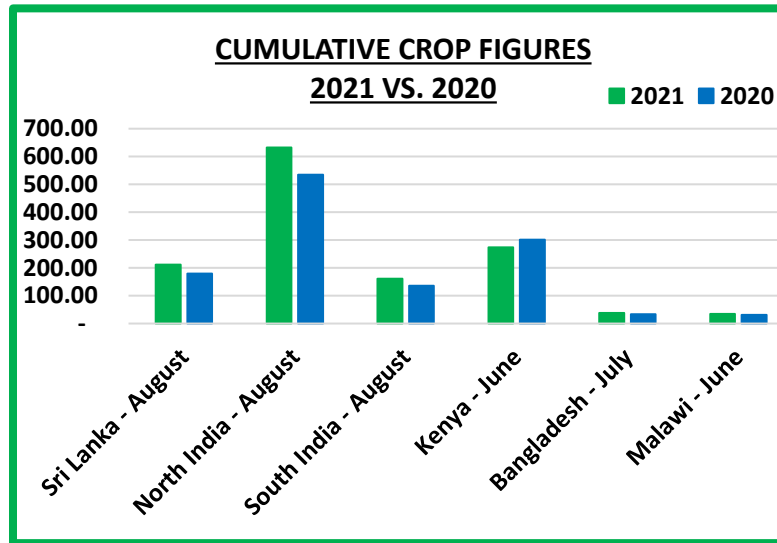
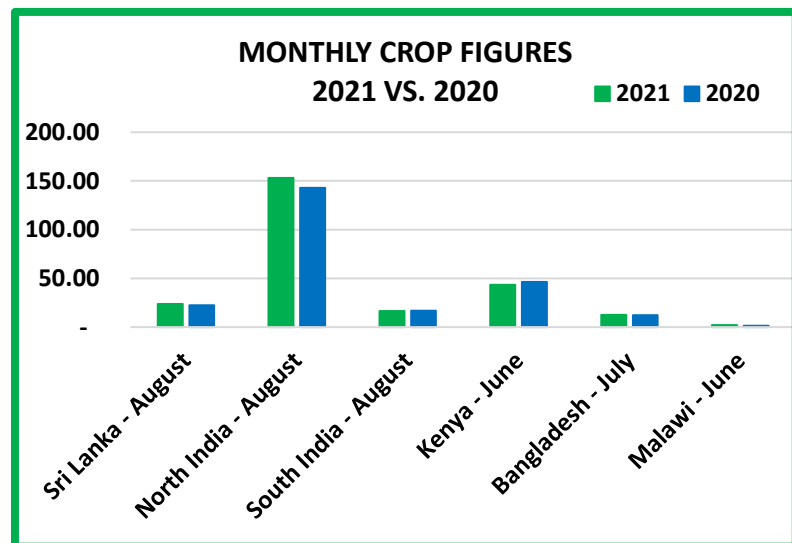
Crop intakes are low.



CROP FIGURES OF MAJOR PRODUCING & EXPORTING COUNTRIES

Country	Month	2021	2020	Cumulative + Inc. / Dec.	Cumulative	2021	2020	Cumulative + Inc. / Dec.
Sri Lanka	August	23.70	22.45	+ 1.25	Upto August	211.69	179.40	+ 32.29
North India	August	153.25 (E)	143.02	+ 10.23	Upto August	631.96 (E)	534.87	+ 97.09
South India	August	16.38 (E)	16.78	- 0.40	Upto August	160.53 (E)	135.86	+ 24.67
Kenya	June	43.46	46.37	- 2.91	Upto June	274.07	301.60	- 27.53
Bangladesh	July	12.5	12.1	+ 0.40	Upto July	38.3	33.9	+ 4.40
Malawi	June	2.1	1.3	+ 0.80	Upto June	34.5	31.2	+ 3.30

(E) - Estimated



TEA NEWS AROUND THE GLOBE



MOMBASA MARKET

SALE NO. 40 – SALE OF 04TH, 05TH & 06TH OCTOBER 2021

There was good general demand for the 127,099 packages (8,316,318.50 kilos) available in the market with prices closely following quality. 19.79% were unsold.

LEAF GRADES

Offerings: 65,340 packages (4,221,476.00 kilos) with 19.83% unsold. Best BP1s in the market met an irregular support ranging between firm to USC6 above last levels following quality to easier by up to USC12 while brighter varieties varied between steady to USC9 dearer following quality to easier by up to USC10. Mediums held firm to USC2 above last week's rates with some invoices remaining without bids while lower medium categories were irregular with quality varying between USC4 to USC6 above previous week's levels to easier by USC3 to USC14 and a few lines were unsold; plainer sorts met an irregular enquiry and ranged between steady to USC13 dearer to easier by USC2 to USC6 with some invoices unsold.

The best PF1s available saw improved interest advancing by USC16 to USC17 while brighter types appreciated by USC4 to USC10 with medium varieties steady to USC26 dearer but some lines remained without bids. Lower medium categories were irregular with quality and ranged between USC3 to USC18 above previous week's rates to easier by USC3 to USC26 and a few invoices remained unsold with plainer varieties ranging between USC2 to USC20 above last prices to easier by USC3 to USC25 and some teas were unsold.

DUST GRADES

Offerings: 41,880 packages (3,104,850.00 kilos. 20.82% were unsold. The best PDUSTs on offer saw useful enquiry and gained USC16 to USC20 closely following quality with brighter types USC2 to USC13 above last week's levels while medium varieties were better absorbed at firm to USC16 dearer and a few invoices were unsold. Lower mediums met an irregular interest and improved lines were well-competed for appreciating by up to USC29 but others eased by USC4 to USC10 and a few lines remained unsold. Plainer descriptions were steady to USC18 above last prices but some teas remained without bids.

Best DUST1s in the market were steady to USC7 dearer while brighter types appreciated by USC12 to USC14 closely following quality with mediums better absorbed at firm to USC40 above previous rates but a few lines remained without bids; lower medium varieties were irregular varying between USC4 to USC12 above last prices to easier by USC9 to USC16. Plainer sorts appreciated by USC2 to USC20 with a few invoices easing by up to USC5 and some teas were unsold.

SECONDARY GRADES

Offerings: 19,879 packages (989,992.00 kilos) with 17.50% remaining unsold. In the Secondary Catalogues, BPs were steady with PFs firm. Clean well sorted coloury Fannings held value while similar DUSTs gained. Other Fannings were firm with DUSTs steady. BMFs were well absorbed.

MARKETS

There was strong support from Pakistan Packers and were forceful and dominant with more and strong enquiry from Kazakhstan and other CIS states. Yemen, other Middle Eastern countries, Egyptian Packers and Russia increased interest while Sudan were active. UK and Bazaar reduced activity and were selective. There were some purchases for Iran. Afghanistan were subdued. Local Packers showed good activity on account of price. Somalia were active at the lower end of the market.





TEA NEWS AROUND THE GLOBE

MOMBASA MARKET – Continued

QUOTATIONS	BROKENS \$	FANNINGS \$
Best	259 – 590	341 – 366
Good	259 – 334	330 – 364
Good Medium	246 – 290	296 – 362
Medium	260 – 278	250 – 284
Lower Medium	116 – 170	114 – 242
Plain	104 – 164	080 – 202

AUCTION	KENYA 2020 \$	KENYA 2021 \$	TOTAL 2020 \$	TOTAL 2021 \$
37	2.04	2.17	1.97	2.04
38	1.98	2.23	1.89	2.10
39	1.98	2.34	1.91	2.18

SOURCE : AFRICA TEA BROKERS LTD.



TEA NEWS AROUND THE GLOBE



CHITTAGONG MARKET

SALE NO. 21 – 04TH OCTOBER 2021

CTC LEAF: 49,191 packages of Current Season teas on offer once again met with a fairly strong demand.

BROKENS: Well made good liquoring Brokens continued to be a strong market and were fully firm to slightly dearer. Their Mediums followed a similar trend and mostly sold at around last levels. Plain varieties were about steady whilst BLF teas were an improved market.

FANNINGS: Good liquoring Fannings were again a good market and sold at little dearer rate. Medium varieties were also a good market and were firm. Plain sorts were a little easier. BLF teas met with more enquiry and withdrawals were less.

CTC DUST: 12,348 packages of Current Season teas on offer met with a good demand. Good liquoring Dusts were fully firm to slightly dearer. Their Mediums were irregular around last. Plain and BLF Dusts were easier by Tk.2/- to Tk.3/- with a few withdrawals. Blenders lent strong support with fair interest from the Loose tea buyers.

COMMENTS: Demand was well sustained this week with good liquoring varieties attracting quite useful support. Blenders continued to operate strongly whilst Loose tea buyers also lent a fairly good support which resulted in a little dearer market. Dusts sold well.

Our catalogue (Sale 21): Avg: Tk 204.71, Sold 82.4% & (Sale 20) Avg: Tk 200.68, sold 85.8%.

Quotations – This Week – (In Taka)

Brokens	This Week	Last Week	Fannings	This week	Last Week	Dust	This week	Last Week
Large	180-195 nom	180-195 nom	Best	207-213	207-212	PD	180-241	179-225
Medium	192-203	192-203	Good	195-202	195-202	RD	174-278	164-264
Small	193-208	193-206	Medium	188-193	189-194	D	182-278	175-268
Plain	183-188	182-187	Plain	182-187	182-187	CD	187-361	175-395
BLF	155-180	155-178	BLF	155-180	155-175	BLF	174-182	164-175

Exchange Rates 04 October 2021 Sterling Pound: Tk. 113.2175 dollar: Tk. 84.26828

SOURCE : NATIONAL BROKERS LTD



TEA NEWS AROUND THE GLOBE



SILIGURI MARKET

SALE NO.39 – SALE OF 01ST OCTOBER 2021

1. MARKET DESCRIPTION :

- Demand - Fair.
- Prices eased, more so for teas below the good category.
- Domestic buyers operated with support from traditional blenders, exporters were selective.
- Percentage of teas selling below Rs.110 shows a marginal increase.

2. TOTAL AUCTION WEIGHTED AVERAGE (₹)

	2021-22			2020-21			UPTO SALE - 39		
	SALE - 39	SALE - 38	+/-	SALE - 39	SALE - 38	+/-	2021-22	2020-21	2019-20
CTC	162.87	162.55	0.32	240.83	248.16	-7.33	186.62	237.88	142.37
DUST	151.31	156.72	-5.41	229.48	240.13	-10.66	173.91	228.62	135.07
TOTAL	161.54	161.90	-0.36	239.57	247.19	-7.62	185.11	236.70	141.49

GUWAHATI MARKET

SALE NO.39 – SALE OF 01ST OCTOBER 2021

1. MARKET DESCRIPTION :

- Demand - good for leaf and fair for dust.
- Best & good sorts were well competed and were firm to dearer. Remainder were irregular and at times easier. Dust followed a similar trend but witnessed some withdrawals.
- Major blenders operated with good support from internal sections. TCPL lent good support in the lower category.
- Exporters were selective.

2. TOTAL AUCTION WEIGHTED AVERAGE (₹)

	2021-22			2020-21			UPTO SALE - 39		
	SALE - 39	SALE - 38	+/-	SALE - 39	SALE - 38	+/-	2021-22	2020-21	2019-20
CTC	178.80	176.06	2.74	264.43	272.97	-8.54	192.10	268.81	151.22
DUST	173.44	176.23	-2.79	265.12	278.25	-13.13	188.26	274.76	156.93
TOTAL	177.36	176.11	1.25	264.67	274.78	-10.11	190.94	270.90	153.09

SOURCE: PARCON INDIA PVT LTD





TEA NEWS AROUND THE GLOBE

KOLKATA ORTHODOX / CTC MARKET

SALE NO.39 – SALE OF 30TH SEPTEMBER 2021

1. **Market description :**

- Strong demand at rates irregular around last to lower.
- Middle east and CIS exporters active.

	WHOLE LEAF			BROKENS	FANNINGS
	1ST LINE	2ND LINE	GFOP	BROKENS	FANNINGS
BEST	330-390+	290-300+	280-285(N)	260-280+	180-230+
GOOD	280-320	275-290	265-275	245-265	170-190
MEDIUM	260-280	260-275	240-260	230-250	130-170

1. **Market description :**

- Demand: good.
- Market: best Assams sold at fully firm rates, while the remainder were irregular and at times tended easier.
- Few good Dooars tended easier, balance sold around last.
- Major blenders and WI mainstay with support from local traders, exporters & other packers.

2. TOTAL AUCTION WEIGHTED AVERAGE (₹)

	2021-22			2020-21			UPTO SALE - 39		
	SALE - 39	SALE - 38	+/-	SALE - 39	SALE - 38	+/-	2021-22	2020-21	2019-20
CTC	205.88	201.04	4.85	269.56	275.22	-5.65	214.03	284.23	165.82
DUST	222.57	231.46	-8.89	268.26	272.53	-4.28	219.98	295.82	174.79
TOTAL	210.54	210.30	0.24	269.09	274.34	-5.25	215.70	287.78	168.43

SOURCE: PARCON INDIA PVT LTD



UPCOMING AUCTION DETAILS

Auction No.	41		40	
Dates	18 th October 2021		11 th / 12 th October 2021	
	No. of Lots	Qty – kg	No. of Lots	Qty – kg
Ex-Estate	526	597,847	663	748,819
Main Sale Total	7,912	3,693,927	10,133	4,995,013
High & Medium	1,098	512,297	1,488	731,197
Low Grown – Leafy	1,677	658,678	1,985	800,716
Low Grown – Semi Leafy	1,216	516,098	1,527	669,937
Low Grown Tippy	1,622	775,512	1,942	951,365
Premium / Flowery	343	54,616	384	61,252
Off Grades	1,585	816,486	2,192	1,179,135
Dust	371	360,240	615	601,411
Grand Total	8,438	4,291,774	10,796	5,743,832
Reprints	61	42,719	939	588,694
Total No. of Lots on Offer	8,438		10,796	
Total Quantity on Offer (kg)	4,291,774		5,743,832	



SCHEDULED CLOSING DATES

Auction No.	Date of Sale	Ex-Estate	Main Sale
42	26 th / 27 th October 2021	07/10/2021	07/10/2021
43	02 nd / 03 rd November 2021	14/10/2021	14/10/2021
44	09 th / 10 th November 2021	22/10/2021	22/10/2021

PROMPT DATES

Auction No.	Buyers	Sellers
40	18/10/2021	21/10/2021
41	25/10/2021	26/10/2021
42	02/11/2021	03/11/2021



ORDER OF SALE (SALE NO. 40 – 11TH / 12TH OCTOBER 2021)

Main Sale Order – 1 (Leafy / Semi Leafy / Tippy / Premium / 1A)	Main Sale Order – 2 (H & M / Off Grade / Dust)	Ex-Estate
Lanka Commodity Brokers Ltd	Eastern Brokers. Ltd.	Mercantile Produce Brokers (Pvt) Ltd
Asia Siyaka Commodities PLC.	Ceylon Tea Brokers PLC	Eastern Brokers. Ltd.
JOHN KEELLS PLC	Lanka Commodity Brokers Ltd	Ceylon Tea Brokers PLC
Ceylon Tea Brokers PLC	Bartleet Produce Marketing (Pvt) Ltd	F & W Tea Brokers (Pvt) Ltd
Eastern Brokers. Ltd.	F & W Tea Brokers (Pvt) Ltd	Bartleet Produce Marketing (Pvt) Ltd
Bartleet Produce Marketing (Pvt) Ltd	Mercantile Produce Brokers (Pvt) Ltd	Asia Siyaka Commodities PLC.
F & W Tea Brokers (Pvt) Ltd	Asia Siyaka Commodities PLC.	JOHN KEELLS PLC
Mercantile Produce Brokers (Pvt) Ltd	JOHN KEELLS PLC	Lanka Commodity Brokers Ltd

[DB : HR / SG]





“

Everything you can imagine is real.

— *Pablo Picasso*

”