



# TEA MARKET REPORT

## JOHN KEELLS PLC

**SALE NO.41 – 17<sup>TH</sup> / 18<sup>TH</sup> OCTOBER 2023**



# ORDER OF SALE (SALE NO. 41 – 17<sup>TH</sup> / 18<sup>TH</sup> OCTOBER 2023)

Main Sale Order – 1 (Leafy / Semi Leafy / Tippy / Premium / 1A)	Main Sale Order – 2 (H & M / Off Grade / Dust)	Ex-Estate
ASIA SIYAKA COMMODITIES PLC.	BARTLEET PRODUCE MARKETING (PVT) LTD	FORBES & WALKER TEA BROKERS (PVT) LTD
<b>JOHN KEELLS PLC</b>	LANKA COMMODITY BROKERS LTD	BARTLEET PRODUCE MARKETING (PVT) LTD
CEYLON TEA BROKERS PLC	CEYLON TEA BROKERS PLC	ASIA SIYAKA COMMODITIES PLC.
EASTERN BROKERS. LTD.	EASTERN BROKERS. LTD.	<b>JOHN KEELLS PLC</b>
BARTLEET PRODUCE MARKETING (PVT) LTD	<b>JOHN KEELLS PLC</b>	LANKA COMMODITY BROKERS LTD
FORBES & WALKER TEA BROKERS (PVT) LTD	ASIA SIYAKA COMMODITIES PLC.	MERCANTILE PRODUCE BROKERS (PVT) LTD
MERCANTILE PRODUCE BROKERS (PVT) LTD	MERCANTILE PRODUCE BROKERS (PVT) LTD	EASTERN BROKERS. LTD.
LANKA COMMODITY BROKERS LTD	FORBES & WALKER TEA BROKERS (PVT) LTD	CEYLON TEA BROKERS PLC



## AUCTION DETAILS

Auction No.	41	
Dates	17 <sup>th</sup> / 18 <sup>th</sup> October 2023	
	No. of Lots	Qty – kg
Ex Estate	643	662,185
Main Sale Total	8,944	4,012,633
High & Medium	1,454	616,942
Low Grown - Leafy	1,565	535,102
Low Grown - Semi Leafy	1,435	601,803
Low Grown Tippy	1,632	758,850
Premium / Flowery	347	51,826
Off Grades	2,014	984,198
Dust	497	463,912
Grand Total	9,587	4,674,818
Reprints	726	339,820
Total No. of Lots Offered	9,587	
Total Quantity Offered (kg)	4,674,818	

## PROMPT DATES

Auction No.	Buyers	Sellers
41	24/10/2023	25/10/2023

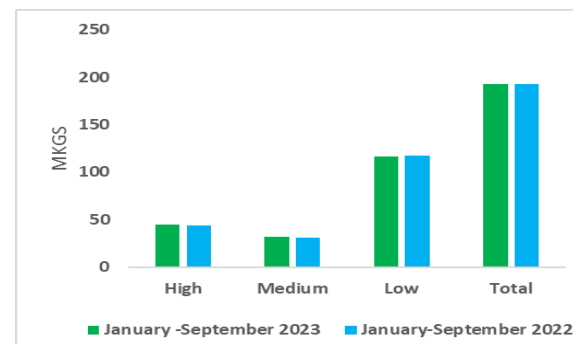
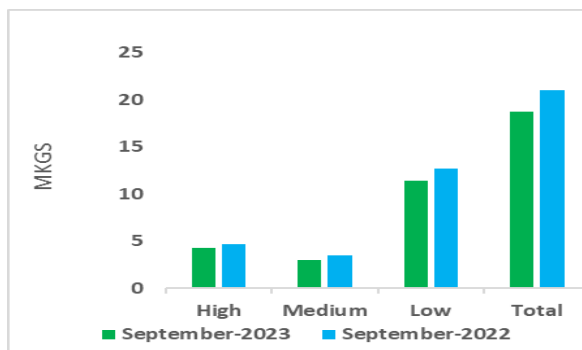
# COMMENTS



Sri Lanka harvested a crop of 18.7Mkg during the Month of September 2023, which is a decline of 11% when compared to the crop harvested in September 2022.

The main contributor for the 18.7Mkg was from the Low Grown planting districts with 61%, followed by High Grown at 22.8% and the Medium Grown at 16.2%. When compared with the crop in September 2022, negative variances have been recorded in all three elevations with High and Low Grown at 10%, and the Medium Grown at 14%.

Tea Production September 2023								
Black Tea Production According To Elevations								
Elevation	September (Kg)				January to Date (Kg)			
	2023	2022	Change	% Change	2023	2022	Change	% Change
High	4,272,729	4,733,873	-461,144	-10%	45,143,971	43,680,606	1,463,365	3.35%
Medium	3,038,078	3,521,068	-482,990	-14%	32,008,882	31,080,358	928,524	2.99%
Low	11,412,703	12,708,395	-1,295,692	-10%	116,082,485	117,615,448	-1,532,963	-1.30%
<b>Total</b>	<b>18,723,511</b>	<b>20,963,336</b>	<b>-2,239,825</b>	<b>-11%</b>	<b>193,235,339</b>	<b>192,376,412</b>	<b>858,927</b>	<b>0.45%</b>





# COMMENTS



Sri Lanka Tea Exports for the month of September 2023 was recorded at 23.1Mkg which is an increase of 7.5% when compared with the same period of the previous year. The average unit FOB value per kg. was Rs.310.24 below the average unit value per kg of September 2022. The cumulative Export quantity for the year recorded a negative variance of 11.1Mkg against the corresponding period. The cumulative average FOB value recorded an increase of Rs.256.96 against last year's average FOB price. As a result, the value of Tea Exports for the period (January- September) in 2023 recorded a positive variance of Rs.29.6 billion over the previous year. Iraq emerged as the leading importer of Sri Lanka Tea and the other major importers were Turkey, Russia, U.A.E and China.

The 0.66Mkg of Ex-Estate teas on offer met with lower demand. A few Select best Western High Grown BOPs were firm, others declined. The below best and plainer sorts too were easier. A few selected invoices of Western High Grown BOPFs were firm to dearer following special inquiry, the others declined, the below best and plainer sorts too were irregularly easier and dropped further as the sale progressed. Nuwara Eliya BOPs mostly remained unsold, the BOPFs appreciated selectively. Uda Pussellawa BOPs were easier, the BOPFs too declined from last levels. UVA BOPs declined, the BOPFs followed a similar trend. Low Grown CTC BP1s were firm to dearer, the High and Medium sorts too were firm to irregularly dearer. Low grown CTC PF1s gained selectively, whilst the High and Medium sorts were firm to irregularly lower.

The 1.9Mkg of Low Grown teas on offer met with reasonable demand. In the Leafy segment, OP/OPA's were firm. OP1s met with lower demand. BOP1s shed a few rupees. PEKs were lower to last, PEK1s maintained. In the Small Leaf segment, FBOPs were lower. Well-made FF1s were marginally lower, others dropped substantially. FF varieties shed a few rupees. BOPF.SP, BOPF, BOP.SP and BOP grades met with irregular demand. Premium flowery teas were lower to last.

Turkey, Russia and the C.I.S countries lent fair support. Iran was selective. Libya and Iraq were active.



## MARKET DESCRIPTION

### Western Teas

A few select best BOPs were firm to dearer, the others declined by Rs.50/- to Rs.100/-, below best and plainer sorts too were easier by Rs.50/- to Rs.80/-. A few select best BOPFs were firm to a little dearer following special inquiry, the others declined by Rs.50/- to Rs.100/-, below best and plainer varieties too declined by a similar margin and more as the sale progressed. Medium BOPs declined by Rs.100/- and more, the BOPFs were firm to a little irregular.

### Nuwara Eliya Teas

BOPs were mostly unsold, the BOPFs appreciated selectively.

### Uva Teas

Uva BOPs were Rs.50/- to Rs.100/- easier, the BOPFs too declined irregularly following quality. Uda Pussellawa BOPs were easier by Rs.30/- to Rs.50/-, the BOPFs too declined by Rs.50/- to Rs.80/-.

### CTC Teas

Low Grown CTC BP1s were firm, the High and Medium sorts too were firm. Low Grown CTC PF1s gained Rs.50/- to Rs.100/- at times, the High and Medium sorts were irregular following quality.

## QUOTATIONS

	BOP – RS.	BOPF – RS.
Good Westerns	1040 – 1300	1260 – 1420
Average Westerns	840 – 1020	1120 – 1240
Plainer Westerns	790 - 830	800 – 1100
Western Mediums	700 – 1800	730 – 900
00- Uva Teas	730	800 – 960
Nuwara Eliya Teas	NQ	1380
Uda Pussellawa Teas	710 – 740	900 – 940
CTC (BP1 and PF1)	700 – 900	700 – 1420





# MARKET DESCRIPTION

## Low Grown

Select best OP1s met with fair demand, best types eased marginally, bolder invoices tended lower to last. OP/ OPA grades maintained last levels. Select best BOP1s were firm, others eased sharply. Well-made Pekoes were firm, others were tending lower. Shotty Pekoe1s met with fair demand, below best sorts were firm to easier.

Select best BOPs were firm, best and below best types were lower by Rs.40/- to Rs.60/-, secondary types were dearer by Rs.20/- to Rs.40/-. BOP.SP.s and BOPF.SP.s met with lower demand. BOPFs followed a similar trend. Select best FBOPF1s were irregularly lower by Rs.20/- to Rs.40/-, best and below best types were substantially lower, secondary types were dearer by Rs.40/- to Rs.60/-. Well-made FBOPs in the select best category were firm, best and below best types were lower by Rs.60/- to Rs.80/- and more following quality, secondary types were firm. FBOPF varieties met with lower demand. Smaller Tippy / Premium Flowery teas met with lower demand, wiry long tippy varieties met with good demand.

## Off Grades

Select best Fgs1s were lower by Rs.20/- to Rs.30/- whilst best Fgs1s depreciated by Rs.60/- to Rs.80/- and more at times, below best and poorer sorts maintained on last levels. Select best and best BMs depreciated by Rs.20/- to Rs.40/- and more at times, below best and poorer types were irregularly lower by Rs.10/- to Rs.20/-. Select best BPs appreciated by Rs.30/- to Rs.50/- whilst best BPs were dearer by Rs.40/- to Rs.70/- and more at times, below best and poorer varieties met with reasonable demand. Select best BOP1As were higher by Rs.20/- to Rs.40/-, best types maintained on last levels, below best types were higher by Rs.10/- to Rs.20/- whilst poorer sorts were higher by Rs.20/- to Rs.30/-.

## Dust

Select best and best Dust1s were dearer by Rs.50/- to Rs.60/-, below best and poorer types were firm. Select best High and Medium CTCs were firm to dearer by Rs.20/- to Rs.30/-, below best and poorer types showed an irregular demand. Low Grown CTCs declined by Rs.20/- to Rs.40/- and more at times. Select best and best Low Grown Dust/ Dust1s declined by Rs.40/- to Rs.60/-, below best types were firm, poorer types declined by Rs.10/- to Rs.20/-.



# QUOTATIONS

	Select Best	Best	Below Best	Others
<b>LIQUORING</b>				
DUST-1	1200.00 - 1650.00	1000.00 - 1190.00	750.00 - 990.00	60.00 - 740.00
<b>OFF GRADES</b>				
FGS1	740.00 - 880.00	700.00 - 730.00	670.00 - 690.00	550.00 - 660.00
FGS	750.00 - 800.00	700.00 - 740.00	620.00 - 690.00	560.00 - 610.00
<b>LOW GROWNS</b>				
FBOPF / FFSP / FFEXSP	2400.00 - 3000.00	1700.00 - 2300.00	1250.00 - 1600.00	1000.00 - 1200.00
BOP	1600.00 - 2000.00	1250.00 - 1400.00	1000.00 - 1200.00	850.00 - 980.00
BOPSP	1450.00 - 1800.00	1200.00 - 1400.00	900.00 - 1100.00	750.00 - 850.00
BOPF	950.00 - 1080.00	880.00 - 940.00	800.00 - 870.00	700.00 - 790.00
FBOPF1	1420.00 - 1600.00	1300.00 - 1400.00	1150.00 - 1280.00	800.00 - 1000.00
FBOP	1800.00 - 2300.00	1300.00 - 1500.00	1100.00 - 1250.00	800.00 - 1050.00
BOP1	2200.00 - 4100.00	1800.00 - 2000.00	1050.00 - 1400.00	850.00 - 1000.00
OP1	3300.00 - 3850.00	2200.00 - 3200.00	1450.00 - 2100.00	980.00 - 1400.00
OP	1600.00 - 1700.00	1420.00 - 1550.00	1200.00 - 1400.00	1000.00 - 1150.00
OPA	1300.00 - 2200.00	1180.00 - 1280.00	1060.00 - 1160.00	850.00 - 1050.00
PEKOE	1700.00 - 2250.00	1400.00 - 1650.00	1150.00 - 1380.00	850.00 - 1100.00
PEKOE1	1800.00 - 2750.00	1550.00 - 1800.00	1250.00 - 1500.00	1000.00 - 1100.00
DUST / DUST1	1000.00 - 1100.00	880.00 - 990.00	780.00 - 870.00	630.00 - 770.00





# EXCHANGE RATES

The average rates currencies quoted on 18<sup>th</sup> October 2023 at 9.30 a.m. by Commercial Banks in Colombo for Telegraphic Transfers (TT).

Currency	Buy Rate	Sell Rate
USD	318.92	329.54
EURO	335.53	350.61
GBP	386.89	402.99



- **Top Prices**
- **Colombo Auction Averages**
- **All Brokers Private Sale Figures**



# TOP PRICES (SALE NO. 41 – 17<sup>TH</sup> / 18<sup>TH</sup> OCTOBER 2023)



WESTERN HIGH			
BOP		Mattakelle	1300.00
		Dessford	1300.00
BOPSP		Dessford	1300.00
BOPF/BOPFSP		Robgill	1420.00
FBOP/FBOP1	*	<b>Inverness</b>	<b>1460.00</b>
FBOPF/FBOPF1		Glenloch	1360.00
BOP1	*	<b>Inverness</b>	<b>1380.00</b>
OP/OPA		Bambrakelly	1240.00
OP1	*	<b>Venture</b>	<b>1400.00</b>
PEKOE/PEKOE1		Weddemulla	1850.00

UVA HIGH			
BOP		Aislaby	1400.00
BOPSP		Ranaya	980.00
BOPF/BOPFSP		Bandaraeliya	960.00
FBOP/FBOP1		Mount Uva	1550.00
FBOPF/FBOPF1	*	<b>Aislaby</b>	<b>1480.00</b>
	*	<b>Uva Highlands</b>	<b>1480.00</b>
BOP1	*	<b>Uva Highlands</b>	<b>1220.00</b>
OP/OPA	*	<b>Glenanore</b>	<b>1260.00</b>
	*	<b>Uva Highlands</b>	<b>1260.00</b>
		Mount Uva	1260.00
OP1		Mount Uva	1440.00
PEKOE/PEKOE1		Mount Uva	1900.00
		Ranaya	1900.00

NUWARA ELIYA			
BOP		-	
BOPSP		-	
BOPF/BOPFSP		Mahagastotte	1380.00
FBOP/FBOP1	*	<b>Lovers Leap</b>	<b>1550.00</b>
OP/OPA		Mahagastotte	1220.00
PEKOE/PEKOE1		Mahagastotte	1480.00

WESTERN MEDIUM			
BOP	*	<b>Nayapane</b>	<b>1800.00</b>
BOPSP		Hatale	1420.00
BOPF/BOPFSP		Doombagastalawa	870.00
FBOP/FBOP1		Hatale	2050.00
FBOPF/FBOPF1		Ancoombra	1550.00
		Hatale	1550.00
BOP1		Dartry Valley	2150.00
OP/OPA		Harangalla	1260.00
		Dartry Valley	1260.00
		Peniland	1260.00
OP1		Dartry Valley	1600.00
PEKOE/PEKOE1		Meezan	2050.00

UVA MEDIUM			
BOP		Aruna Passara	1280.00
BOPSP		High Spring	1550.00
BOPF/BOPFSP		Dickwella	1400.00
FBOP/FBOP1		Halpewatta Uva	1650.00
FBOPF/FBOPF1		Glen Alpin	1440.00
BOP1		Demodera 'S'	1600.00
OP/OPA		High Spring	1240.00
OP1		Maratenne	1440.00
PEKOE/PEKOE1	*	<b>Halpewatte Uva</b>	<b>1950.00</b>

CTC LOW			
PF1	*	<b>Hingalgoda CTC</b>	<b>1650.00</b>
		Kalubowitiyana CTC	1650.00
BP1	*	<b>Suduwelipothahena CTC</b>	<b>1160.00</b>
BPS		-	
OF		-	

UDA PUSSELLAWA			
BOP		Brookside	740.00
BOPSP		-	
BOPF/BOPFSP	*	<b>Liddesdale</b>	<b>980.00</b>
	*	<b>High Forest</b>	<b>980.00</b>
FBOP/FBOP1		Alma	1340.00
FBOPF/FBOPF1		Alma	1440.00
BOP1		Gordon	870.00
OP/OPA		Alma	1260.00
OP1		Alma	1400.00
PEKOE/PEKOE1		Alma	1950.00

CTC HIGH			
PF1		Dunsinane CTC	1260.00
BP1	*	<b>Ulugedara CTC</b>	<b>770.00</b>
BPS	*	<b>Dunsinane CTC</b>	<b>1120.00</b>
OF		-	

CTC MEDIUM			
PF1	*	<b>New Peacock CTC</b>	<b>1180.00</b>
BP1	*	<b>Delta CTC</b>	<b>1020.00</b>
BPS		Aultmore CTC	1000.00
OF		-	



# TOP PRICES (SALE NO. 41 – 17<sup>TH</sup> / 18<sup>TH</sup> OCTOBER 2023)



LOW			
BOP		Wathurawila	2700.00
BOPSP		Stream Line	2550.00
BOPF		Adams View	1080.00
BOPFSP		Makandura	1650.00
FBOP		Hidellana	2750.00
		Sithaka	2750.00
FBOP1		Kolonna Super	2200.00
FBOPF		Morawakkorale	1750.00
		Hadigalla	1750.00
		New Laksakanda	1750.00
FBOPF1		Ransegoda	1600.00
		Lumbini	1600.00
		Makandura	1600.00
		New J.S.P	1600.00
		Pothotuwa	1600.00
		New Nivithigala	1600.00
		Sunrise	1600.00
BOP1		New Vithanakanda	4100.00
OP1		Pothotuwa	3850.00
		Sunrise	3850.00
OP		Rotumba	1700.00
OPA		Liyonta	2200.00
PEKOE		Lumbini	2250.00
PEKOE1		Golden Garden	2750.00

PREMIUM			
FBOPFSP		Graceland	2800.00
FBOPFEXSP		Bulathsinghala Tea	3650.00
FBOPFEXSP1		Garden Leaf	2900.00

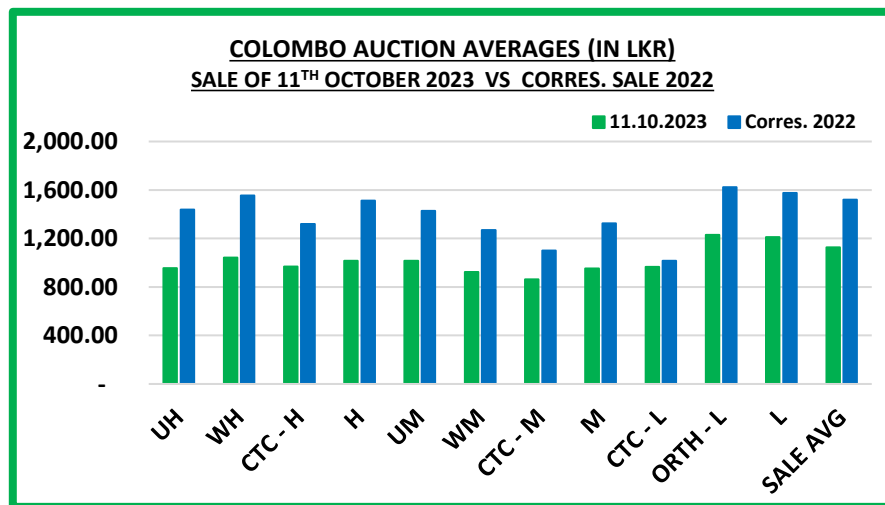
DUST			
DUST1		Mattakelle	1650.00
P.DUST	*	<b>Hingalgoda CTC</b>	<b>1300.00</b>

OFF GRADES			
FNGS/FNGS1	*	<b>Gouravilla</b>	<b>880.00</b>
		Somerset	880.00
PFNGS	*	<b>Hingalgoda CTC</b>	<b>1600.00</b>
BM		Talangaha	1360.00
BP		Talangaha	1200.00
BOP1A		Aldora	1480.00

**\*\* MORE THAN ONE TOP PRICE OBTAINED**  
**\* TEAS SOLD BY JOHN KEELLS PLC**  
**+ ALL TIME RECORD PRICE**  
**++ ALL TIME RECORD PRICE EQUALED**

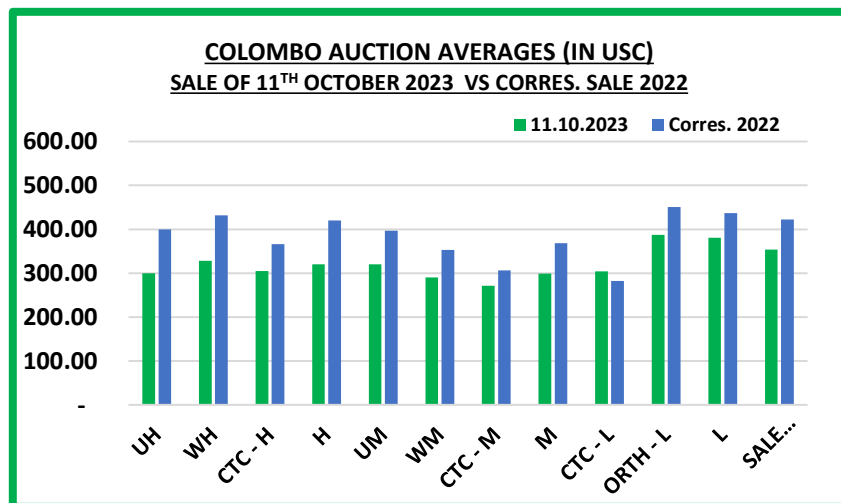


# COLOMBO AUCTION AVERAGES



	Sale of 04/10/2023 In LKR	Sale of 11/10/2023 In LKR	Corres. 2022 In LKR
Uva High Grown	947.81	954.18	1438.56
Western High Grown	1052.58	1043.41	1554.11
CTC High Grown	948.92	969.58	1318.73
<b>Summary of High Grown</b>	<b>1019.59</b>	<b>1017.00</b>	<b>1512.06</b>
Uva Medium Grown	1012.14	1016.38	1427.93
Western Medium Grown	924.24	922.84	1270.56
CTC Medium Grown	835.29	862.63	1100.11
<b>Summary of Medium Grown</b>	<b>948.43</b>	<b>951.93</b>	<b>1325.12</b>
CTC Low Grown	972.92	965.45	1015.22
Orthodox Low Grown	1218.77	1229.65	1623.42
<b>Summary of Low Grown</b>	<b>1201.31</b>	<b>1211.39</b>	<b>1574.74</b>
<b>TOTAL SALE AVERAGE</b>	<b>1122.66</b>	<b>1126.61</b>	<b>1519.72</b>

# COLOMBO AUCTION AVERAGES

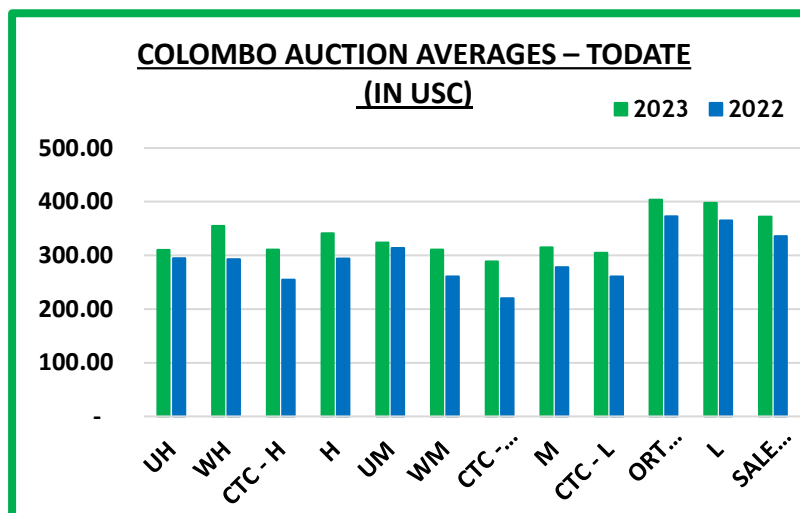
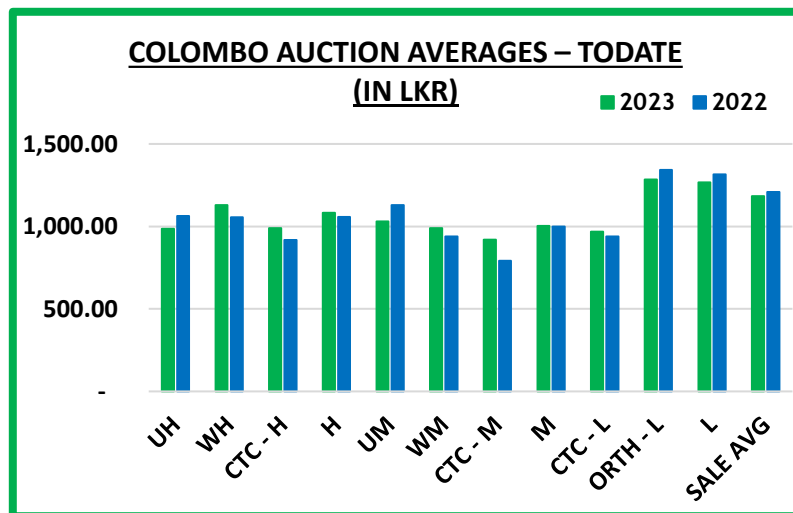


	Sale of 04/10/2023 In USC	Sale of 11/10/2023 In USC	Corres. 2022 In USC
Uva High Grown	298	300	400
Western High Grown	331	328	432
CTC High Grown	298	305	366
<b>Summary of High Grown</b>	<b>321</b>	<b>320</b>	<b>420</b>
Uva Medium Grown	318	320	397
Western Medium Grown	291	290	353
CTC Medium Grown	263	271	306
<b>Summary of Medium Grown</b>	<b>298</b>	<b>299</b>	<b>368</b>
CTC Low Grown	306	304	282
Orthodox Low Grown	383	387	451
<b>Summary of Low Grown</b>	<b>378</b>	<b>381</b>	<b>437</b>
<b>TOTAL SALE AVERAGE</b>	<b>353</b>	<b>354</b>	<b>422</b>





# COLOMBO AUCTION AVERAGES



January to Date (Sale No.40)	2023 LKR	2022 LKR	2023 USC	2022 USC
Uva High Grown	985.98	1062.96	310	295
Western High Grown	1128.55	1054.71	355	293
CTC High Grown	989.52	918.20	311	255
<b>Summary of High Grown</b>	<b>1083.56</b>	<b>1057.52</b>	<b>341</b>	<b>294</b>
Uva Medium Grown	1029.92	1128.64	324	314
Western Medium Grown	990.38	938.77	311	261
CTC Medium Grown	919.43	791.86	289	220
<b>Summary of Medium Grown</b>	<b>1002.85</b>	<b>999.39</b>	<b>315</b>	<b>278</b>
CTC Low Grown	968.97	938.22	305	261
Orthodox Low Grown	1285.03	1343.14	404	373
<b>Summary of Low Grown</b>	<b>1267.34</b>	<b>1315.32</b>	<b>398</b>	<b>365</b>
<b>TOTAL SALE AVERAGE</b>	<b>1184.25</b>	<b>1209.40</b>	<b>372</b>	<b>336</b>



# COLOMBO AUCTION AVERAGES

FROM 01 <sup>ST</sup> TO 11 <sup>TH</sup> OCTOBER 2023	LKR
Uva High Grown	948.72
Western High Grown	1056.57
<b>Summary of High Grown</b>	<b>1023.65</b>
Uva Medium Grown	1016.99
Western Medium Grown	928.51
<b>Summary of Medium Grown</b>	<b>954.43</b>
<b>Summary of Low Grown</b>	<b>1203.48</b>
<b>TOTAL SALE AVERAGE</b>	<b>1123.09</b>



# ALL BROKERS PRIVATE SALE FIGURES (FOR THE PERIOD – 09<sup>TH</sup> TO 17<sup>TH</sup> OCTOBER 2023)

	WEEKLY	TODATE
High & Medium	80,319.10	1,783,034.00
Low	10,741.00	434,022.80
Green Tea	33,773.00	1,382,227.00
Organic Tea	1,270.00	447,515.36
BMF	42,163.00	2,119,885.00
Direct Sales	-	-
Forward Contract	18,780.00	2,010,768.00





- **Crop and Weather**
- **Crop Figures**
- **Export Figures**
- **Tea News**

## CROP AND WEATHER - FOR THE PERIOD OF – 09<sup>TH</sup> TO 15<sup>TH</sup> OCTOBER 2023



### **Western**

Light showers were experienced throughout the week in Dickoya, Agarapatana and Talawakelle.



### **Nuwara Eliya**

Rainfall was reported throughout the week in Nuwara Eliya and Kandapola.



### **Uva**

Dull weather with occasional rainfall was recorded in the Badulla district, whilst heavy rainfall was recorded throughout the week in Haputale and Lunugala.



### **Low Grown**

Bright weather with occasional showers were recorded in Deniyaya, Rathnapura and Galle districts.



### **Crop**

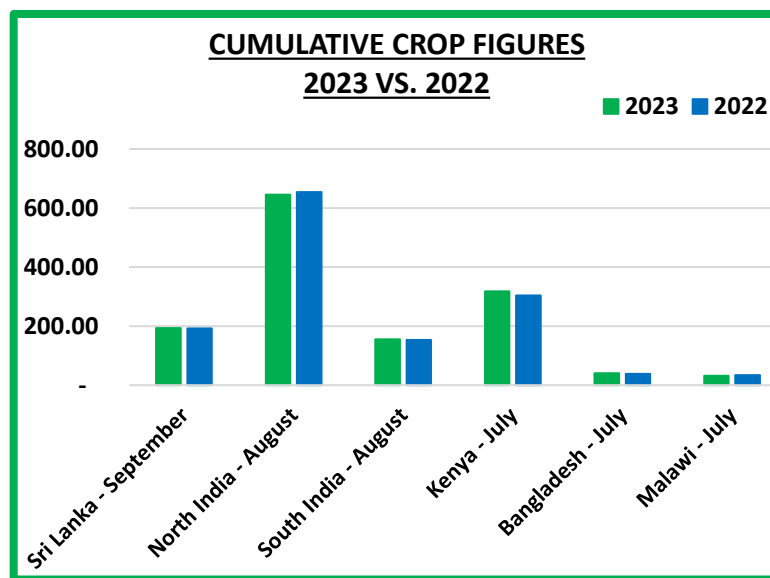
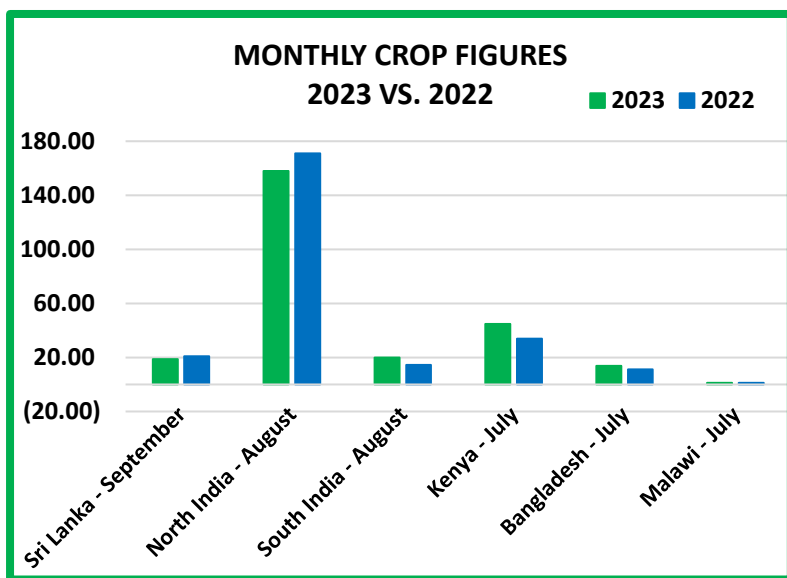
Crop intakes are low.



# CROP FIGURES OF MAJOR PRODUCING & EXPORTING COUNTRIES

Country	Month	2023	2022	Cumulative + Inc. / Dec.	Cumulative	2023	2022	Cumulative + Inc. / Dec.
Sri Lanka	September	18.72	20.96	- 2.24	Upto September	193.23	192.37	+ 0.86
North India	August	158.04(E)	170.97	- 12.93	Upto August	645.64(E)	653.89	- 8.25
South India	August	19.91(E)	14.51	+ 5.40	Upto August	155.59(E)	153.61	+ 1.98
Kenya	July	44.69	33.85	+ 10.84	Upto July	318.34	304.21	+ 14.03
Bangladesh	July	13.65	11.26	+ 2.39	Upto July	40.09	38.33	+ 1.76
Malawi	July	1.26	1.29	- 0.03	Upto July	31.79	33.71	- 1.92

(E) - Estimated







# SRI LANKA TEA CROP

We give below the Sri Lanka Tea Crop for the month of September 2023 together with January / September 2023, and the corresponding figures for 2022.

	SEPTEMBER		JANUARY – SEPTEMBER	
	2023	2022	2023	2022
<b>ORTHODOX</b>				
High Grown	3,786,517	4,216,193	40,185,673	39,083,220
Medium Grown	2,529,329	2,850,880	25,651,433	25,560,741
Low Grown	10,578,350	11,767,620	108,523,368	109,343,394
<b>TOTAL</b>	<b>16,894,196</b>	<b>18,834,694</b>	<b>174,360,475</b>	<b>173,987,355</b>
<b>CTC</b>				
High Grown	345,993	435,794	4,061,151	3,960,903
Medium Grown	446,349	579,635	5,555,909	4,889,894
Low Grown	833,447	940,775	7,551,662	8,269,844
<b>TOTAL</b>	<b>1,625,789</b>	<b>1,956,204</b>	<b>17,168,722</b>	<b>17,120,641</b>
<b>TOTAL BLACK PRODUCTION</b>				
High Grown	4,132,510	4,651,987	44,246,824	43,044,123
Medium Grown	2,975,677	3,430,515	31,207,342	30,450,635
Low Grown	11,411,797	12,708,395	116,075,030	117,613,238
<b>TOTAL</b>	<b>18,519,985</b>	<b>20,790,897</b>	<b>191,529,196</b>	<b>191,107,996</b>
<b>GREEN TEA</b>				
High Grown	140,219	81,886	897,147	636,483
Medium Grown	62,401	90,553	801,541	629,724
Low Grown	906	0	7,455	2,210
<b>TOTAL</b>	<b>203,526</b>	<b>172,439</b>	<b>1,706,143</b>	<b>1,268,417</b>
<b>TOTAL PRODUCTION</b>				
High Grown	4,272,729	4,733,873	45,143,971	43,680,606
Medium Grown	3,038,078	3,521,068	32,008,882	31,080,358
Low Grown	11,412,703	12,708,395	116,082,485	117,615,448
<b>TOTAL</b>	<b>18,723,511</b>	<b>20,963,336</b>	<b>193,235,339</b>	<b>192,376,412</b>

SOURCE : SRI LANKA TEA BOARD



# SRI LANKA TEA CROP - Continued;



Tea Production September 2023								
Black Tea Production According To Elevations								
Elevation	September (Kg)				January to Date (Kg)			
	2023	2022	Change	% Change	2023	2022	Change	% Change
High	4,272,729	4,733,873	-461,144	-10%	45,143,971	43,680,606	1,463,365	3.35%
Medium	3,038,078	3,521,068	-482,990	-14%	32,008,882	31,080,358	928,524	2.99%
Low	11,412,703	12,708,395	-1,295,692	-10%	116,082,485	117,615,448	-1,532,963	-1.30%
<b>Total</b>	<b>18,723,511</b>	<b>20,963,336</b>	<b>-2,239,825</b>	<b>-11%</b>	<b>193,235,339</b>	<b>192,376,412</b>	<b>858,927</b>	<b>0.45%</b>
Tea Production According To Categories								
Production	September (Kg)				January to Date (Kg)			
	2023	2022	Change	% Change	2023	2022	Change	% Change
ORTHODOX	16,894,196	18,834,694	-1,940,498	-10%	174,360,475	173,987,355	373,120	0.21%
CTC	1,625,789	1,956,204	-330,415	-17%	17,168,722	17,120,641	48,081	0.28%
GREEN TEA	203,526	172,439	31,087	18%	1,706,143	1,268,417	437,726	34.51%
<b>Total</b>	<b>18,723,511</b>	<b>20,963,336</b>	<b>-2,239,825</b>	<b>-11%</b>	<b>193,235,339</b>	<b>192,376,412</b>	<b>858,927</b>	<b>0.45%</b>



SOURCE : SRI LANKA TEA BOARD

# SRI LANKA TEA EXPORTS – SEPTEMBER 2023



DESCRIPTION	QTY (KG)	VALUE (RS)	APPROX.AV.UNIT FOB VALUE PER KG.RS/CTS
<b>SEPTEMBER 2023</b>			
Instant Tea	106,995.25	389,622,056.00	3,641.49
Tea in Packets	11,120,368.06	17,389,088,541.00	1,563.72
Green Tea	384,481.60	1,547,608,534.00	4,025.18
Tea in Bags	2,021,638.96	5,730,554,683.00	2,834.61
Tea in Bulk	9,532,002.98	13,661,715,471.00	1,433.25
<b>Total</b>	<b>23,165,486.85</b>	<b>38,718,589,285.00</b>	<b>1,671.39</b>
<b>SEPTEMBER 2022</b>			
Instant Tea	384,571.03	1,118,476,433.00	2,908.37
Tea in Packets	9,262,029.50	16,983,361,152.00	1,833.65
Green Tea	381,833.63	1,684,779,428.00	4,412.34
Tea in Bags	1,654,160.24	5,691,068,882.00	3,440.46
Tea in Bulk	9,862,301.37	17,216,347,123.00	1,745.67
<b>Total</b>	<b>21,544,895.77</b>	<b>42,694,033,018.00</b>	<b>1,981.63</b>
<b>JANUARY / SEPTEMBER 2023</b>			
Instant Tea	1,875,862.29	6,409,557,313.00	3,416.86
Tea in Packets	81,365,735.45	136,811,792,478.00	1,681.44
Green Tea	3,336,034.25	13,639,481,284.00	4,088.53
Tea in Bags	17,089,019.98	49,609,619,368.00	2,903.01
Tea in Bulk	77,820,027.65	117,423,364,055.00	1,508.91
<b>Total</b>	<b>181,486,679.62</b>	<b>323,893,814,498.00</b>	<b>1,784.67</b>
<b>JANUARY / SEPTEMBER 2022</b>			
Instant Tea	2,143,927.65	5,254,260,816.00	2,450.76
Tea in Packets	86,536,945.62	121,915,444,668.00	1,408.83
Green Tea	3,206,999.33	11,918,591,109.00	3,716.43
Tea in Bags	16,523,450.86	42,266,292,263.00	2,557.96
Tea in Bulk	84,196,593.68	112,894,010,241.00	1,340.84
<b>Total</b>	<b>192,607,917.14</b>	<b>294,248,599,097.00</b>	<b>1,527.71</b>



# MAJOR IMPORTERS OF SRI LANKA TEA

## JANUARY / SEPTEMBER 2023

COUNTRY	BULK TEA	PACKETED TEA	TEA BAG	INSTANT TEA	GREEN TEA	TOTAL 2023	TOTAL 2022
IRAQ	3,562,027.50	22,101,767.66	161,054.84	-	6,525.77	25,831,375.77	35,330,448.02
TURKEY	4,768,451.00	18,432,887.16	280,601.45	720.00	27,273.71	23,509,933.32	10,783,500.69
RUSSIA	14,131,671.00	2,508,609.75	736,987.97	2,306.00	367,437.49	17,747,012.21	17,803,995.13
U.A.E.	8,425,848.24	4,267,407.53	179,950.57	1,332.35	318,498.48	13,193,037.17	16,709,749.73
CHINA	7,953,924.33	708,133.52	221,778.17	45,168.30	99,474.46	9,028,478.78	8,663,552.02
LIBYA	-	6,755,199.40	17,209.68	-	377,124.68	7,149,533.76	9,316,178.84
AZERBAIJAIN	6,660,675.00	292,690.58	3,792.35	-	4,925.80	6,962,083.73	9,239,063.63
CHILE	4,604,938.00	189,097.86	928,995.05	998.10	27,785.95	5,751,814.96	5,719,765.10
SYRIA	691,994.00	3,964,583.80	578,454.40	-	60.00	5,235,092.20	4,884,481.57
SAUDI ARABIA	1,087,480.75	2,103,586.98	1,643,216.89	20,811.93	166,704.06	5,021,800.61	4,629,200.02



# TEA NEWS AROUND THE GLOBE

## MOMBASA MARKET

SALE NO. 42 – SALE OF 16<sup>TH</sup>, 17<sup>TH</sup> & 18<sup>TH</sup> OCTOBER 2023

General demand continued fair for the 197,480 packages (13,303,982.10 kilos) available in the market; 32.65% were neglected.

### OFFERINGS

Leaf Grades	-	107,780 packages (7,140,360.10 kilos) – 37.36% unsold.
Dust Grades	-	68,440 packages (5,082,048.00 kilos) – 27.53% unsold.
Secondary Grades	-	21,260 packages (1,081,574.00 kilos) – 25.40% unsold.

### MARKETS

**Egyptian Packers** showed improved interest and were strong while **Pakistan Packers** and **UK** maintained enquiry. **Kazakhstan, other CIS states, Yemen** and **other Middle Eastern countries** were active but at lower levels. **South Sudan** lent more support with **Afghanistan** selective. **Bazaar** reduced interest while **Russia, Sudan** and **Iran** were absent. **Local Packers** were more active while **Somalia** maintained support at the lower end of the market but at easier levels.

### LEAF GRADES (M2)

#### BP1:

**Best** – Met reduced enquiry and lost up to USC66 with selected invoices discounted by USC82 and USC110, a few lines however, were steady to USC16 dearer.

**Brighter** – Ranged between firm to USC14 dearer to USC16 below last levels with select teas shedding USC38.

**Mediums** – KTDA mediums were firm at reserve price levels where sold while plantation mediums were easier by up to USC50.

**Lower Medium** – Lost up to USC28 with a number of teas remaining unsold.

**Plainer** – Shed up to USC16.

#### PF1:

**Best** – Were firm to US49 easier.

**Brighter** – Steady to USC22 below last prices.

**Mediums** – KTDA mediums held value with only a few teas gaining up to USC12. Plantation mediums ranged between firm to USC7 dearer to easier by up to USC21.

**Lower Medium** – Were firm to USC18 easier.

**Plainer** – Varied between steady to mostly USC22 easier to dearer by up to USC10 for a few lines.

### DUST GRADES (M1)

#### PDUST:

**Best** – Met irregular interest ranging between steady to USC17 dearer to easier by up to USC18 with select invoices discounted by up to USC39.

**Brighter** – Were irregularly easier by up to USC12 but a few teas advanced by up to USC14.

**Mediums** – KTDA mediums were steady at previous prices while plantation mediums appreciated by up to USC14.

**Lower Medium** – Irregular varying between firm to USC29 dearer to easier by up to USC17.

**Plainer** – Were mostly firm to USC19 below last levels but a few lines advanced by up to USC7 with selected invoices gaining USC32.



# TEA NEWS AROUND THE GLOBE



## MOMBASA MARKET – Continued ;

### DUST1:

**Best** – Steady to USC12 easier with a few lines dearer by up to USC8.

**Brighter** – Firm to USC18 easier.

**Mediums** – KTDA mediums were steady to USC4 dearer to easier by up to USC14 with plantation mediums ranging between mainly firm to USC24 dearer to easier by up to USC26 for a few lines.

**Lower Medium** – Met improved interest and were generally steady to dearer by up to USC16 but a few teas lost up to USC10.

**Plainer** – Were firm to USC16 above previous rates.

### SECONDARY GRADES (S1)

In the Secondary Catalogues, best **BPs** tended easier while others were firm with **PFs** steady. Clean well sorted coloury **Fannings** eased with **similar DUSTs** firm. **Other Fannings** held value while **DUSTs** sold at previous levels. **BMFs** were readily absorbed.

QUOTATIONS	BP1 – USC	PF1 – USC
Best	255 – 500	277 – 382
Good	255 – 299	272 – 314
Good Medium	255 – 277	262 – 282
Medium (KTDA)	250 - 262	244 – 272
Medium (Plantations)	170 – 210	130 – 202
Lower Medium	099 – 140	070 – 148
Plainer	085 – 114	050 – 105

AUCTION	KENYA 2022 \$	KENYA 2023 \$	TOTAL 2022 \$	TOTAL 2023 \$
38	2.36	2.32	2.25	2.17
39	2.38	2.32	2.27	2.14
40	2.43	2.28	2.32	2.10



SOURCE : AFRICA TEA BROKERS LTD.



# TEA NEWS AROUND THE GLOBE



## CHITTAGONG MARKET

SALE NO.25 – 16<sup>TH</sup> OCTOBER 2023

**CTC LEAF:** 66,744 packages of tea on offer met with a fairly good demand.

**BROKENs:** Good liquoring small Broken s met with a good demand and were generally firm to occasionally dearer following competition. Larger Broken s met with less demand and where sold eased further and there were more withdrawals in this category. Plain types met with an easier market and there were several withdrawals. BLF teas met with a little more interest at around last levels.

**FANNINGS:** Good liquoring Fannings were in strong demand and were mostly firm to occasionally dearer. Medium varieties saw fair interest but were easier. Plain types were easier with more withdrawals. BLF teas met with a little more interest at around last levels.

**CTC DUST:** 11,778 packages of tea on offer again met with a good demand. Good liquoring Dusts were a better market and sold well. Mediums were in fair demand and had some withdrawals. Plain and BLF Dusts sold at easier prices with some withdrawals. Blenders were active with fair interest from the Loose tea buyers.

**COMMENTS:** There was quite a good demand this week mostly coming from the Blenders who continued to lend useful support. Loose tea buyers were subdued and as a result there was a little less competition noticeable this week. CDs sold well at dearer prices.

**Our catalogue: (Sale 25) Avg: Tk 192.45 , Sold 64.75 % , (Sale 24) Avg: Tk 190.73, Sold 65.79 %**

### Quotations – This Week – (In Taka)

Broken s	This Week	Last Week	Fannings	This week	Last Week	Dust	This week	Last Week
Best	202-217	200-215 nom	Best	208-220	205-220 nom	PD	150-230	140-231
Good	188-193	190-195	Good	195-205	200-205	RD	125-328	99-247
Good Medium	175-185	-	Good Medium	180-185	-	D	120-348	110-344
Medium	160-170	160-175	Medium	170-178	170-180	CD	116-400	120-410
Plain	135-150	140-145	Plain	140-150	140-145	BLF	116-185	99-179

Exchange Rates 16<sup>th</sup> October 2023 Sterling Pound: Tk. 133.4337, dollar: Tk. 110.0000

**SOURCE : NATIONAL BROKERS LTD**



## SILIGURI MARKET

SALE NO. 41 – SALE OF 13<sup>TH</sup> OCTOBER 2023

### 1. MARKET DESCRIPTION :

- DEMAND – GOOD FOR LEAF AND FAIR FOR DUST.
- IMPROVED/LIQUORING SORTS WERE WELL COMPETED FOR, OFTEN AT DEARER RATES. REMAINDER WERE IRREGULAR AROUND LAST.
- THE DUST SEGMENT WAS IRREGULAR AND EASIER FOLLOWING QUALITY.
- INTERNAL BUYERS WERE THE MAINSTAY WITH GOOD SUPPORT FROM MAJOR BLENDERS. EXPORTERS WERE SELECTIVE.

### 2. TOTAL AUCTION WEIGHTED AVERAGE ( ₹ )

	2023-24			2022-23			UPTO SALE - 41		
	SALE - 41	SALE - 40	+/-	SALE - 41	SALE - 39	+/-	2023-24	2022-23	2021-22
CTC	165.63	161.95	3.68	182.03	175.83	6.19	171.14	188.62	185.28
DUST	153.74	155.67	-1.93	175.30	172.26	3.04	166.82	181.92	173.05
TOTAL	164.27	161.22	3.05	181.30	175.41	5.90	170.65	187.83	183.83

SOURCE: PARCON INDIA PVT LTD

## GUWAHATI MARKET

SALE NO. 41 – SALE OF 13<sup>TH</sup> OCTOBER 2023

### 1. MARKET DESCRIPTION :

- FAIR DEMAND PREVAILED IN BOTH LEAF & DUST SEGMENT BUT SUBDUED OVER LAST.
- GOOD/BEST SORTS SOLD AT LAST LEVELS & WERE WELL COMPETED FOR, PARTICULARLY THE BLACKER LIQUORING TYPES. BETTER MEDIUM & MEDIUM TEAS WERE IRREGULARLY EASIER. PLAINER SORTS FETCHED LAST LEVELS AND AT TIMES APPRECIATED.
- PREMIUM DUSTS WITNESSED STRONG ENQUIRY AND SOLD AT DEARER LEVELS. MEDIUM DUSTS WERE EASIER AND FACED WITHDRAWALS.
- THE PRICE RANGE OF Rs.140-240 WITNESSED AN INCREASED OFFTAKE BY 4.5%.
- WESTERN INDIA BUYERS COMPETED ON LIQUORING LINES. MAJOR BLENDERS OPERATED WITH FAIR SUPPORT FROM INTERNAL SECTION.
- SOME EXPORT ENQUIRY SEEN ON BOLDER & LIQUORING BROKENS.

### 2. TOTAL AUCTION WEIGHTED AVERAGE ( ₹ )

	2023-24			2022-23			UPTO SALE - 41		
	SALE - 41	SALE - 40	+/-	SALE - 41	SALE - 39	+/-	2023-24	2022-23	2021-22
CTC	193.03	201.19	-8.16	199.77	191.20	8.57	204.19	206.16	191.16
DUST	190.49	195.58	-5.08	206.40	189.59	16.80	197.66	205.07	187.28
TOTAL	192.32	199.58	-7.27	201.58	190.71	10.87	202.29	205.85	189.99

SOURCE: PARCON INDIA PVT LTD





# TEA NEWS AROUND THE GLOBE

## KOLKATA ORTHODOX / CTC MARKET

SALE NO. 41 – SALE OF 13<sup>TH</sup> OCTOBER 2023

### 1. Market Description :

- GOOD DEMAND.
- LEVELS OPENED TO IRREGULAR AROUND LAST TO AT TIMES TENDING LOWER.
- HOWEVER, WITH THE PROGRESS OF THE SALE THE BOLDER WHOLE LEAF & BPS/BOP WERE FULLY FIRM.
- FANNINGS AND SECONDARY GRADES WITNESSED KEEN COMPETITION & WERE READILY ABSORBED.
- EXPORTERS TO THE MIDDLE EAST AND CIS OPERATED.

	WHOLE LEAF		BROKENS		FANNINGS
	1ST LINE	2ND LINE	LARGER	SMALLER	LEAFY
BEST	300-350+	250-270+	280-310+	250-300+	180-230+
GOOD	260-300	240-250	260-2802	220-250	150-180
MEDIUM	230-260	210-230	220-250	190-220	120-150

### 1. Market description :

- DEMAND- GOOD FOR LEAF AND ONLY FAIR FOR DUST.
- GOOD/ BEST ASSAM LEAF GRADES SOLD AT FIRM RATES. REMAINDER WERE BARELY STEADY.
- DOOARS WERE IRREGULAR WITH SOME WITHDRAWALS, PARTICULARLY THE PLAINER CATEGORY TEAS.
- LIQUORING DUSTS SOLD AROUND LAST, REMAINDER TENDED EASIER WITH SUBSTANTIAL WITHDRAWALS.
- CTC LEAF AVERAGE FOR THE SALE IS HIGHER BY Rs.5/- WHILST THE DUSTS AVERAGED LOWER BY Rs.11/-, COMPARED TO THE CORRESPONDING SALE OF 2022.
- WI OPERATED WITH GOOD SUPPORT FROM MAJOR BLENDERS, EXPORTERS AND INTERNAL TRADERS.

### 2. TOTAL AUCTION WEIGHTED AVERAGE ( ₹ )

	2023-24			2022-23			UPTO SALE - 41		
	SALE - 41	SALE - 40	+/-	SALE - 41	SALE - 39	+/-	2023-24	2022-23	2021-22
CTC	218.83	213.66	5.17	213.55	207.56	5.99	218.30	229.79	213.54
DUST	220.51	217.65	2.86	231.34	237.22	-5.88	229.46	253.40	219.40
TOTAL	219.36	214.80	4.56	218.86	215.92	2.93	221.66	236.39	215.20

SOURCE: PARCON INDIA PVT LTD



# UPCOMING AUCTION DETAILS

Auction No.	43		42	
Dates	31 <sup>ST</sup> Oct. / 01 <sup>ST</sup> Nov. 2023		24 <sup>th</sup> / 25 <sup>th</sup> October 2023	
	No. of Lots	Qty – kg	No. of Lots	Qty – kg
Ex-Estate	636	672,798	689	719,428
Main Sale Total	10,093	4,643,329	9,373	4,309,488
High & Medium	1,628	692,740	1,458	621,665
Low Grown – Leafy	1,817	660,569	1,572	557,427
Low Grown – Semi Leafy	1,740	792,530	1,553	677,214
Low Grown Tippy	1,882	898,433	1,799	871,876
Premium / Flowery	402	65,149	376	63,037
Off Grades	2,097	1,048,958	2,066	1,005,359
Dust	527	484,950	549	512,910
Grand Total	10,729	5,316,127	10,062	5,028,916
Reprints	919	444,162	895	450,835
<b>Total No. of Lots on Offer</b>		<b>10,729</b>	<b>10,062</b>	
<b>Total Quantity on Offer (kg)</b>		<b>5,316,127</b>	<b>5,028,916</b>	



## SCHEDULED CLOSING DATES

Auction No.	Date of Sale	Ex-Estate	Main Sale
44	07 <sup>th</sup> / 08 <sup>th</sup> November 2023	19/10/2023	19/10/2023
45	14 <sup>th</sup> / 15 <sup>th</sup> November 2023	26/10/2023	26/10/2023
46	21 <sup>st</sup> / 22 <sup>nd</sup> November 2023	02/11/2023	02/11/2023

## PROMPT DATES

Auction No.	Buyers	Sellers
42	31/10/2023	01/11/2023
43	07/11/2023	08/11/2023
44	14/11/2023	15/11/2023



## ORDER OF SALE (SALE NO. 42 – 24<sup>TH</sup> / 25<sup>TH</sup> OCTOBER 2023)

Main Sale Order – 1 (Leafy / Semi Leafy / Tippy / Premium / 1A)	Main Sale Order – 2 (H & M / Off Grade / Dust)	Ex-Estate
JOHN KEELLS PLC	LANKA COMMODITY BROKERS LTD	ASIA SIYAKA COMMODITIES PLC.
CEYLON TEA BROKERS PLC	CEYLON TEA BROKERS PLC	JOHN KEELLS PLC
EASTERN BROKERS. LTD.	EASTERN BROKERS. LTD.	LANKA COMMODITY BROKERS LTD
BARTLEET PRODUCE MARKETING (PVT) LTD	JOHN KEELLS PLC	MERCANTILE PRODUCE BROKERS (PVT) LTD
FORBES & WALKER TEA BROKERS (PVT) LTD	ASIA SIYAKA COMMODITIES PLC.	EASTERN BROKERS. LTD.
MERCANTILE PRODUCE BROKERS (PVT) LTD	MERCANTILE PRODUCE BROKERS (PVT) LTD	CEYLON TEA BROKERS PLC
LANKA COMMODITY BROKERS LTD	FORBES & WALKER TEA BROKERS (PVT) LTD	BARTLEET PRODUCE MARKETING (PVT) LTD
ASIA SIYAKA COMMODITIES PLC.	BARTLEET PRODUCE MARKETING (PVT) LTD	FORBES & WALKER TEA BROKERS (PVT) LTD

[ DB : HR / SG ]





“

Courage doesn't always roar. Sometimes courage is the quiet voice at the end of the day saying, 'I will try again tomorrow.'

– Mary Anne Radmacher

”