



TEA MARKET REPORT

JOHN KEELLS PLC

SALE NO.42 – 22ND / 23RD OCTOBER 2024



ORDER OF SALE (SALE NO. 42 – 22ND / 23RD OCTOBER 2024)

Main Sale Order – 1 (Leafy / Semi Leafy / Tippy / Premium / 1A)	Main Sale Order – 2 (H & M / Off Grade / Dust)	Ex-Estate
BARTLEET PRODUCE MARKETING (PVT) LTD	LANKA COMMODITY BROKERS LTD	EASTERN BROKERS. LTD.
FORBES & WALKER TEA BROKERS (PVT) LTD	CEYLON TEA BROKERS PLC	BARTLEET PRODUCE MARKETING (PVT) LTD
MERCANTILE PRODUCE BROKERS (PVT) LTD	EASTERN BROKERS. LTD.	FORBES & WALKER TEA BROKERS (PVT) LTD
JOHN KEELLS PLC	JOHN KEELLS PLC	ASIA SIYAKA COMMODITIES PLC.
EASTERN BROKERS. LTD.	ASIA SIYAKA COMMODITIES PLC.	JOHN KEELLS PLC
LANKA COMMODITY BROKERS LTD	MERCANTILE PRODUCE BROKERS (PVT) LTD	MERCANTILE PRODUCE BROKERS (PVT) LTD
ASIA SIYAKA COMMODITIES PLC.	FORBES & WALKER TEA BROKERS (PVT) LTD	CEYLON TEA BROKERS PLC
CEYLON TEA BROKERS PLC	BARTLEET PRODUCE MARKETING (PVT) LTD	LANKA COMMODITY BROKERS LTD



AUCTION DETAILS

Auction No.	42	
Dates	22 nd / 23 rd October 2024	
	No. of Lots	Qty – kg
Ex Estate	896	901,539
Main Sale Total	10,273	4,851,570
High & Medium	1,596	716,609
Low Grown - Leafy	1,783	651,789
Low Grown - Semi Leafy	1,662	736,353
Low Grown Tippy	1,979	971,906
Premium / Flowery	396	58,347
Off Grades	2,309	1,226,186
Dust	548	490,380
Grand Total	11,169	5,753,109
Reprints	663	300,417
Total No. of Lots Offered	11,169	
Total Quantity Offered (kg)	5,753,109	

PROMPT DATES

Auction No.	Buyers	Sellers
42	29/10/2024	30/10/2024

COMMENTS



Tea Exports for the month of September was recorded at 19.7Mkg which is a decline of 14.5% when compared with the same period of the previous year, and also a decline of 10% against the month of August 2024. The average unit FOB value per kg. was Rs.109.08 above the average unit value per kg in September 2023. The cumulative Export quantity for the year recorded a positive variance of 0.87Mkg against the corresponding period. The cumulative average FOB value recorded a decline of Rs.11.61 against last year's average FOB price. Therefore, the value of Tea Exports for the period (January- September) in 2024 recorded a positive variance of Rs. 5.6 million over the previous year. Iraq emerged as the leading importer of Sri Lanka Tea with a volume of 24.1Mkg followed by other major importers such as Russia, U.A.E , Turkey and China.

0.9Mkg of Ex- Estate teas on offer met with lower demand. Select Best Western High Grown BOPs along with the below best and plainer varieties declined from last levels. Select Best Western High Grown BOPFs were substantially easier, the below best and plainer varieties declined to a lesser extent and eased further as the sale progressed, with a large number of invoices remaining unsold. Nuwara Eliya BOPs sold well, the BOPFs mostly remained unsold due to a lack of suitable bids. Uda Pussellawa BOPs barely maintained, the BOPFs were tending easier. Uva BOPs were barely steady and mostly easier from last week's levels, the BOPFs declined marginally. Low Grown CTC BP1s were easier with some invoices remaining unsold , the High and Medium sorts were barely steady and were mostly easier. Low Grown CTC PF1s declined from last levels , the High and Medium sorts were irregularly easier.

The 2.4Mkg of Low Grown teas on offer met with lower demand. In the Leafy segment, Well-made OPs/OPAs were firm, others met with irregular demand. OP1s were lower to last. BOP1s too followed a similar trend. PEKOE1s were firm to easier. In the Small Leaf segment, FBOPs in general were lower. FF1s declined from last levels. The BOPF.SP, BOPF, BOP.SP and BOP grades were firm on last levels. FF varieties were firm. Premium flowery teas were irregular.

Turkey, Russia and the C.I.S countries lent fair support. Libya and Iraq were active.





MARKET DESCRIPTION

Western Teas

Select best Western High Grown BOPs declined by Rs.50/- to Rs.60/- and more, below best and plainer sorts too declined by Rs.50/- to Rs.80/-. Select best Western High Grown BOPFs declined substantially, below best and plainer varieties eased Rs.50/- to Rs.100/-. Medium BOPs were easier, the BOPFs too commenced lower and declined further as the sale progressed.

Nuwara Eliya Teas

BOPs sold well, the BOPFs mostly remained unsold.

Uva Teas

Uva BOPs were barely steady and were mostly easier from last levels, the BOPFs declined by Rs.20/- to Rs.40/- at times. Uda Pussellawa BOPs barely maintained, the BOPFs were tending easier by Rs.20/- to Rs.40/-.

CTC Teas

Low Grown CTC BP1s were easier and some invoices remaining unsold, the High and Medium sorts were barely steady and were mostly easier. Low Grown CTC PF1s declined by Rs.20/- to Rs.40/-, the High and Medium sorts were irregularly easier by Rs.20/- to Rs.50/-.

QUOTATIONS

	BOP – RS.	BOPF – RS.
Good Westerns	1260 – 1480	1280 – 1400
Average Westerns	1140 – 1200	1180 – 1260
Plainer Westerns	1100 – 1120	1140 – 1160
Western Mediums	800 – 1650	780 – 1220
Uva Teas	1220 – 1360	1180 – 1360
Nuwara Eliya Teas	1440 – 1460	NQ
Uda Pussellawa Teas	1000 – 1220	1080 – 1200
CTC (BP1 and PF1)	800 – 1200	760 – 1600





MARKET DESCRIPTION

Low Grown

Well twisted wiry OP1s declined by Rs.50/- to Rs.100/- and more at times, below best types along with the secondaries however met with fair demand. Well twisted OPs were firm, others met with mixed interest. Select best and best OPAs were firm on last, secondaries were irregular. Select best BOP1s along with the best types were firm, others were easier. All Pekoes were lower to last. Well-made Pekoe1s met with irregular demand, others were firm to lower.

Well made BOPs were firm, others were lower. BOP.SP.s and BOPF.SP.s met with irregular demand. BOPFs were firm on last levels. Few select best FBOPF1s were firm on last, others were lower to last. Better twisted FBOPs were firm to easier, bolder types declined substantially. Tippy FBOPF varieties met with fair demand, others were irregular. Premium Flowery teas were irregular with only the FBOPF.SP.s varieties attracting fair demand.

Off Grades

Select best and best Fgs1s depreciated by Rs.30/- to Rs.50/- and more towards the closure, below best and poorer sorts maintained on last levels. Select best and best BMs were lower by Rs.10/- to Rs.20/-, below best and poorer types were firm on last levels. Select best and best BPs depreciated by Rs.20/- to Rs.40/- and more towards the closure, below best and poorer varieties were lower by Rs.40/- to Rs.60/-. Select best BOP1As were lower by Rs.50/- to Rs.100/-, best types were lower by Rs.80/- to Rs.100/-, below best types were maintained on last levels, whilst poorer types were lower by Rs.20/- to Rs.40/-.

Dust

Select best Dust1s declined by Rs.50/- to Rs.80/- and more, best types were firm, below best types were dearer by Rs.20/-, poorer types were easier by Rs.20/-. Select best and best High and Medium CTCs were firm, below best and poorer types declined by Rs.40/-. Low Grown CTCs were dearer by Rs.20/- to Rs.40/-. Low Grown Dust / Dust1s were declined by Rs.40/- to Rs.60/- and more.



QUOTATIONS

	Select Best	Best	Below Best	Others
LIQUORING				
DUST-1	1350.00 - 1700.00	1180.00 - 1340.00	1000.00 - 1170.00	720.00 - 990.00
OFF GRADES				
FGS1	1140.00 - 1180.00	1020.00 - 1130.00	830.00 - 1010.00	600.00 - 820.00
FGS	840.00 - 980.00	770.00 - 830.00	700.00 - 760.00	630.00 - 690.00
LOW GROWNS				
FBOPF / FFSP / FFEXSP	4500.00 - 4900.00	3000.00 - 3500.00	2100.00 - 2800.00	1000.00 - 1100.00
BOP	2000.00 - 2300.00	1550.00 - 1650.00	1200.00 - 1250.00	900.00 - 950.00
BOPSP	1900.00 - 2100.00	1700.00 - 1800.00	1300.00 - 1500.00	900.00 - 1000.00
BOPF	1600.00 - 1900.00	900.00 - 1000.00	850.00 - 900.00	800.00 - 850.00
FBOPF1	1700.00 - 1850.00	1450.00 - 1500.00	1200.00 - 1300.00	900.00 - 950.00
FBOP	2200.00 - 2400.00	1550.00 - 1600.00	1300.00 - 1350.00	900.00 - 950.00
BOP1	2350.00 - 3050.00	1950.00 - 2300.00	1160.00 - 1500.00	900.00 - 1140.00
OP1	2800.00 - 3250.00	2350.00 - 2750.00	1400.00 - 2100.00	850.00 - 1380.00
OP	1600.00 - 1800.00	1400.00 - 1550.00	1220.00 - 1360.00	800.00 - 1200.00
OPA	1500.00 - 2000.00	1220.00 - 1460.00	1080.00 - 1200.00	800.00 - 1060.00
PEKOE	1460.00 - 2250.00	1360.00 - 1440.00	1200.00 - 1340.00	800.00 - 1180.00
PEKOE1	1550.00 - 2200.00	1400.00 - 1500.00	1260.00 - 1380.00	850.00 - 1240.00
DUST / DUST1	1050.00 - 1240.00	900.00 - 1040.00	730.00 - 890.00	650.00 - 720.00



EXCHANGE RATES

The average rates currencies quoted on 23rd October 2024 at 9.30 a.m. by Commercial Banks in Colombo for Telegraphic Transfers (TT).

CURRENCY	BUY RATE	SELL RATE
USD	288.62	297.62
EURO	310.19	323.15
GBP	373.37	388.03



- **Top Prices**
- **Colombo Auction Averages**
- **All Brokers Private Sale Figures**



TOP PRICES (SALE NO. 42 – 22ND / 23RD OCTOBER 2024)

WESTERN HIGH			
BOP		Robgill	1480.00
BOPSP		Wattegodde	1550.00
BOPF/BOPFSP	*	Mattakelle	1400.00
		Robgill	1400.00
FBOP/FBOP1		Bambrakelly	1600.00
FBOPF/FBOPF1	*	Bogahawatte	1500.00
BOP1		Torrington	1550.00
OP/OPA		Torrington	1140.00
OP1	*	Venture	1460.00
PEKOE/PEKOE1		Annfield	1550.00
		Froft Super	1550.00
		Bambrakelly	1550.00

UVA HIGH			
BOP	*	Nayabedde	1360.00
BOPSP	*	Nayabedde	1340.00
BOPF/BOPFSP		Nayabedde	1360.00
FBOP/FBOP1	*	Spring Valley	1550.00
FBOPF/FBOPF1		Oodoowerre	1420.00
		Spring Valley	1420.00
BOP1	*	Uva Highlands	1700.00
OP/OPA		Mount Uva	1200.00
OP1		Oodoowerre	1400.00
PEKOE/PEKOE1		Ranaya	1550.00

NUWARA ELIYA			
BOP		Mahagastotte	1460.00
BOPSP		-	
BOPF/BOPFSP	*	Kenmare	1060.00
		Court Lodge	1060.00
FBOP/FBOP1		-	
OP/OPA		-	
PEKOE/PEKOE1		Court Lodge	810.00

WESTERN MEDIUM			
BOP		Harangalla	1650.00
BOPSP		Uplands	1500.00
BOPF/BOPFSP		Vellai Oya	1220.00
FBOP/FBOP1		Doombagastalawa	2000.00
FBOPF/FBOPF1		Craighead	1650.00
BOP1		Harangalla	1850.00
OP/OPA		Craighead	1340.00
		Kurugama	1340.00
OP1	*	Kenilworth	1750.00
PEKOE/PEKOE1		Harangalla	1750.00

UVA MEDIUM			
BOP		Halpewatta Uva	1550.00
BOPSP		Blossoms Uva Tea	1380.00
BOPF/BOPFSP		Dickwella	1380.00
FBOP/FBOP1		Aruna Passara	1650.00
		Roseland Uva	1650.00
FBOPF/FBOPF1		Glen Alpin	1460.00
BOP1		Roseland Uva	1650.00
OP/OPA		Aruna Passara	1260.00
		Halpewatta Uva	1260.00
OP1		Blossoms Uva Tea	1460.00
PEKOE/PEKOE1		Aruna Passara	1750.00

CTC LOW			
PF1	*	Hingalgoda CTC	1600.00
BP1		Ceciliyan CTC	1120.00
BPS	*	Canora CTC	810.00
OF	**	Peakwatta CTC	790.00

UDA PUSSELLAWA			
BOP		Kirklees	1220.00
BOPSP		Kirklees	1200.00
BOPF/BOPFSP		Luckyland	1200.00
FBOP/FBOP1		Alma	1400.00
FBOPF/FBOPF1		Alma	1500.00
BOP1		-	
OP/OPA		Alma	1200.00
OP1		Alma	1320.00
PEKOE/PEKOE1		Alma	1800.00

CTC HIGH			
PF1		Dunsinane CTC	1240.00
BP1		Dunsinane CTC	1200.00
BPS		-	
OF		-	

CTC MEDIUM			
PF1	*	New Peacock CTC	1220.00
BP1	**	Delta CTC	1200.00
BPS		Park Side CTC	690.00
OF		-	





TOP PRICES (SALE NO. 42 – 22ND / 23RD OCTOBER 2024)

LOW			
BOP		Kingsbru	2500.00
BOPSP		Rajjuruwatta Super	2250.00
BOPF		Hidellana	2000.00
		Sithaka	1950.00
	*	Kiruwanaganga	1650.00
BOPFSP		Wathurawila	2150.00
FBOP		Sithaka	2600.00
FBOP1		Wattahena	1950.00
FBOPF		Wewelkandura Super	1800.00
	*	Halwitigala S.H	1750.00
		Sithaka	1750.00
		Hedigalla	1750.00
		Hidellana	1750.00
		Gunawardena	1750.00
FBOPF1	*	Lumbini	2000.00
	*	Sineth	2000.00
BOP1		Pothotuwa	3050.00
OP1		Mulatiyana Hills	3250.00
OP		Miriswatte	1800.00
OPA		Miriswatte	2000.00
PEKOE		Lumbini	2250.00
		Adams View	2250.00
PEKOE1		New Batuwangala	2200.00

PREMIUM			
FBOPFSP		New Nivithigala	4250.00
FBOPFEXSP		Temple View Super	4950.00
FBOPFEXSP1		Muswenna	4900.00

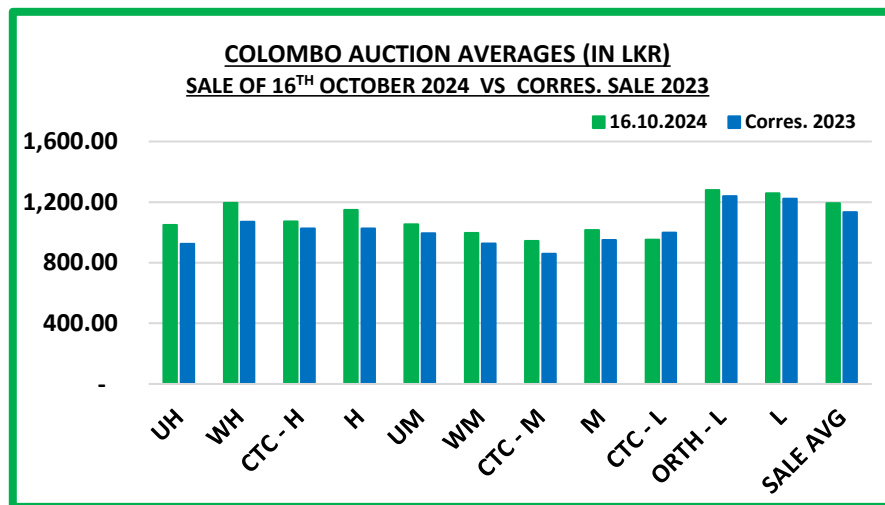
DUST			
DUST1		Robgill	1480.00
P.DUST		Ceciliyan CTC	1380.00

OFF GRADES			
FNGS/FNGS1	*	Stockholm	1180.00
	*	Wattegodde	1180.00
		Wanarajah	1180.00
		Nayabedde	1180.00
PFNGS	*	Hingalgoda CTC	1400.00
BM		New South Co-op	1100.00
	*	Bogoda	920.00
BP	*	Bogoda	1220.00
		Galgewatta	1200.00
		Nilgiri	1200.00
	*	New Deniyaya	1180.00
BOP1A		Chandrika Estate	1500.00

**** MORE THAN ONE TOP PRICE OBTAINED**
*** TEAS SOLD BY JOHN KEELLS PLC**
+ ALL TIME RECORD PRICE
++ ALL TIME RECORD PRICE EQUALED

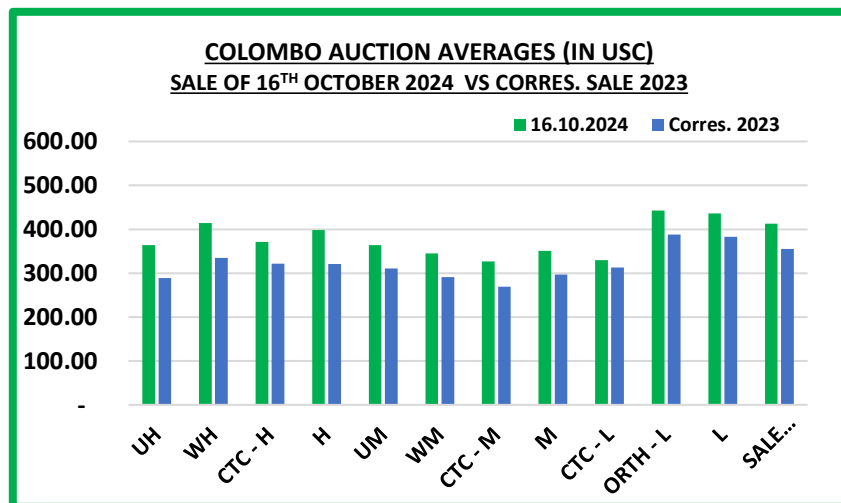


COLOMBO AUCTION AVERAGES



	Sale of 09/10/2024 In LKR	Sale of 16/10/2024 In LKR	Corres. 2023 In LKR
Uva High Grown	1083.28	1050.30	924.16
Western High Grown	1194.13	1195.78	1071.08
CTC High Grown	1109.17	1071.92	1026.85
Summary of High Grown	1157.88	1148.92	1025.47
Uva Medium Grown	1095.18	1052.75	994.41
Western Medium Grown	1026.66	995.84	927.91
CTC Medium Grown	950.93	944.52	858.75
Summary of Medium Grown	1049.46	1014.94	950.05
CTC Low Grown	968.23	952.37	998.35
Orthodox Low Grown	1307.77	1278.58	1239.72
Summary of Low Grown	1285.75	1258.41	1221.98
TOTAL SALE AVERAGE	1219.80	1192.12	1133.04

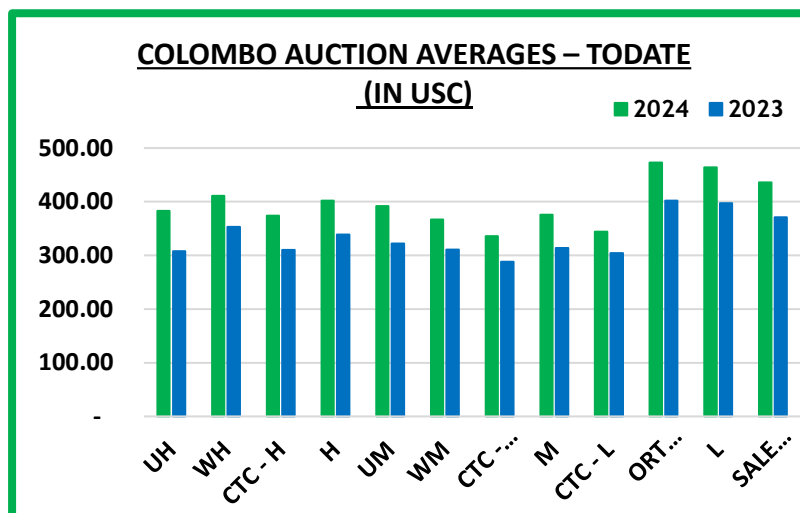
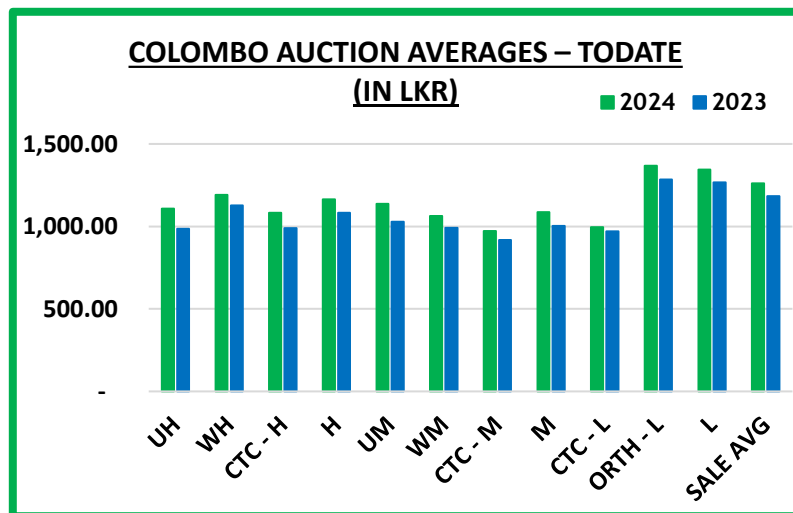
COLOMBO AUCTION AVERAGES



	Sale of 09/10/2024 In USC	Sale of 16/10/2024 In USC	Corres. 2023 In USC
Uva High Grown	375	364	289
Western High Grown	414	414	335
CTC High Grown	384	371	322
Summary of High Grown	401	398	321
Uva Medium Grown	380	364	311
Western Medium Grown	356	345	291
CTC Medium Grown	330	327	269
Summary of Medium Grown	364	351	297
CTC Low Grown	336	330	313
Orthodox Low Grown	453	443	388
Summary of Low Grown	446	436	383
TOTAL SALE AVERAGE	423	413	355



COLOMBO AUCTION AVERAGES



January to Date (Sale No.41)	2024 LKR	2023 LKR	2024 USC	2023 USC
Uva High Grown	1108.63	984.81	383	308
Western High Grown	1190.56	1127.43	411	353
CTC High Grown	1083.63	990.46	374	310
Summary of High Grown	1163.87	1082.44	402	339
Uva Medium Grown	1136.06	1029.13	392	322
Western Medium Grown	1063.62	992.06	367	311
CTC Medium Grown	971.60	918.19	336	288
Summary of Medium Grown	1087.40	1003.66	376	314
CTC Low Grown	995.16	969.43	344	304
Orthodox Low Grown	1368.14	1284.29	473	402
Summary of Low Grown	1344.43	1266.53	464	397
TOTAL SALE AVERAGE	1261.86	1183.23	436	371



COLOMBO AUCTION AVERAGES

FROM 01 ST TO 16 TH OCTOBER 2024	LKR
Uva High Grown	1068.82
Western High Grown	1196.40
Summary of High Grown	1151.58
Uva Medium Grown	1097.30
Western Medium Grown	1020.19
Summary of Medium Grown	1044.39
Summary of Low Grown	1267.43
TOTAL SALE AVERAGE	1203.54



ALL BROKERS PRIVATE SALE FIGURES (FOR THE PERIOD – 14TH TO 19TH OCTOBER 2024)

	WEEKLY	TODATE
High & Medium	124,069.00	2,878,805.80
Low	3,173.00	703,226.50
Green Tea	32,813.00	1,565,641.50
Organic Tea	9,769.00	338,509.00
BMF	38,628.00	1,817,404.00
Direct Sales	-	-
Forward Contract	69,850.00	2,035,736.00





- **Crop and Weather**
- **Crop Figures**
- **Export Figures**
- **Tea News**

CROP AND WEATHER - FOR THE PERIOD OF – 14TH TO 20TH OCTOBER 2024



Western

Bright weather with occasional evening showers were recorded in Dickoya, Talawakelle and Agarapatana.



Nuwara Eliya

Bright weather was recorded throughout the week in Kandapola, whilst occasional rainfall was recorded in Nuwara Eliya.



Uva

Bright weather was recorded in the Badulla district, whilst Lunugala and Haputale reported bright weather with occasional rainfall.



Low Grown

Bright weather with evening showers were reported in Rathnapura and Deniyaya, whilst the Galle district reported rainfall throughout the week.



Crop

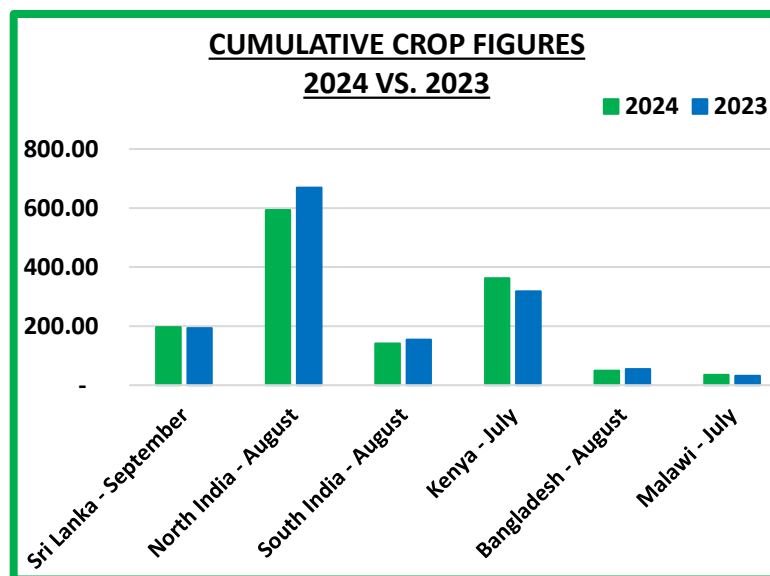
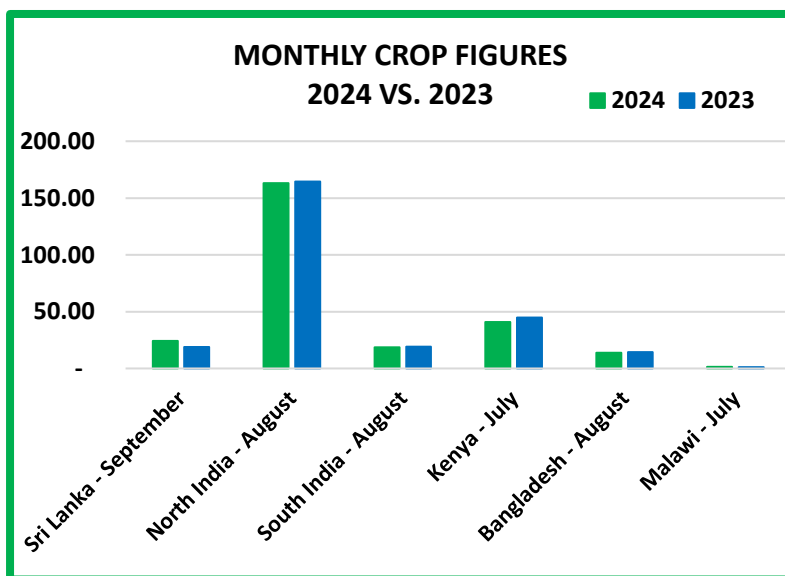
Crop intake is moderate to low.



CROP FIGURES OF MAJOR PRODUCING & EXPORTING COUNTRIES

Country	Month	2024	2023	Cumulative + Inc. / Dec.	Cumulative	2024	2023	Cumulative + Inc. / Dec.
Sri Lanka	September	24.13	18.90	+ 5.23	Upto September	196.21	193.49	+ 2.72
North India	August	162.99 (E)	164.55	- 1.56	Upto August	593.11(E)	668.65	- 75.54
South India	August	18.72(E)	19.28	- 0.56	Upto August	141.43(E)	153.83	- 12.40
Kenya	July	40.82	44.69	- 3.87	Upto July	361.91	318.34	+ 43.57
Bangladesh	August	13.80	14.50	- 0.70	Upto August	49.50	54.70	- 5.20
Malawi	July	1.34	1.26	0.08	Upto July	34.77	31.79	2.98

(E) - Estimated



SRI LANKA TEA EXPORTS – SEPTEMBER 2024



DESCRIPTION	QTY (KG)	VALUE (RS)	APPROX.AV.UNIT FOB VALUE PER KG.RS/CTS
SEPTEMBER 2024			
Instant Tea	199,903.03	611,893,477.00	3,060.95
Tea in Packets	8,735,945.37	14,715,293,979.00	1,684.45
Green Tea	445,960.22	1,531,515,640.00	3,434.20
Tea in Bags	2,037,517.20	5,731,159,118.00	2,812.82
Tea in Bulk	8,376,527.59	12,656,061,098.00	1,510.90
Total	19,795,853.41	35,245,923,312.00	1,780.47
SEPTEMBER 2023			
Instant Tea	106,995.25	389,622,056.00	3,641.49
Tea in Packets	11,120,368.06	17,389,088,541.00	1,563.72
Green Tea	384,481.60	1,547,608,534.00	4,025.18
Tea in Bags	2,021,638.96	5,730,554,683.00	2,834.61
Tea in Bulk	9,532,002.98	13,661,715,471.00	1,433.25
Total	23,165,486.85	38,718,589,285.00	1,671.39
JANUARY / SEPTEMBER 2024			
Instant Tea	2,028,724.11	6,424,596,942.00	3,166.82
Tea in Packets	74,113,204.97	124,277,074,962.00	1,676.85
Green Tea	3,412,072.36	13,241,815,181.00	3,880.87
Tea in Bags	18,639,874.05	51,353,852,568.00	2,755.05
Tea in Bulk	84,163,043.49	128,032,273,938.00	1,521.24
Total	182,356,918.98	323,329,613,591.00	1,773.06
JANUARY / SEPTEMBER 2023			
Instant Tea	1,875,862.29	6,409,557,313.00	3,416.86
Tea in Packets	81,365,735.45	136,811,792,478.00	1,681.44
Green Tea	3,336,034.25	13,639,481,284.00	4,088.53
Tea in Bags	17,089,019.98	49,609,619,368.00	2,903.01
Tea in Bulk	77,820,027.65	117,423,364,055.00	1,508.91
Total	181,486,679.62	323,893,814,498.00	1,784.67



MAJOR IMPORTERS OF SRI LANKA TEA

JANUARY / SEPTEMBER 2024

COUNTRY	BULK TEA	PACKETED TEA	TEA BAG	INSTANT TEA	GREEN TEA	TOTAL 2024	TOTAL 2023
IRAQ	1,771,768.50	22,022,371.22	354,449.02	6.00	12,210.25	24,160,804.99	25,831,375.77
RUSSIA	15,415,786.00	2,393,558.35	367,973.91	1,366.03	274,876.08	18,453,560.37	17,747,012.21
U.A.E.	10,385,048.77	6,326,034.38	333,418.68	3,139.89	451,581.17	17,499,222.89	13,193,037.17
TURKEY	5,638,349.50	7,525,002.60	232,806.94	-	12,568.80	13,408,727.84	23,509,933.32
CHINA	7,848,730.10	709,994.40	149,765.28	77,865.65	56,215.55	8,842,570.98	9,028,478.78
IRAN	5,007,451.00	3,127,153.00	21,359.29	-	396.00	8,156,359.29	4,166,968.00
AZERBAIJAIN	7,364,394.00	339,846.45	5,682.37	14.00	9,724.41	7,719,661.23	6,962,083.73
SAUDI ARABIA	1,562,314.00	3,107,749.93	1,870,022.05	23,222.46	156,224.26	6,719,532.70	5,021,800.61
CHILE	4,884,040.00	146,361.61	1,221,699.08	972.33	39,567.72	6,292,640.74	5,751,814.96
LIBYA	-	6,075,909.00	11,604.09	-	179,729.04	6,267,242.13	7,149,533.76



TEA NEWS AROUND THE GLOBE

MOMBASA MARKET

SALE NO. 43 – SALE OF 21ST / 22ND OCTOBER 2024

There was fair general demand in the market for the 159,040 packages (10,785,862.00 kilos) with 44.49% remaining unsold

MARKETS

Pakistan Packers, Yemen and other Middle Eastern countries maintained support but at lower rates while **Afghanistan** and **Bazaar** were quiet. **Kazakhstan** and **other CIS states** were strong with **UK** active but at lower levels. **Egyptian Packers** were active while **Russia** were more selective. **Sudan** showed more participation with increased absorption from **South Sudan**. **China** reduced enquiry with **Local Packers** less active. **Somalia** maintained activity at the lower end of the market.

OFFERINGS

Leaf Grades	-	92,880 packages (6,188,511.00 kilos) – 49.18% unsold.
Dust Grades	-	49,040 packages (3,669,422.00 kilos) – 45.43% unsold.
Secondary Grades	-	17,120 packages (927,929.00 kilos) – 16.36% unsold.

LEAF GRADES (M2 & M3)

BP1:

Best – Irregular and varied between firm to USC10 dearer with some Invoices USC30 above previous levels to mostly easier by up to USC52.

Brighter – Saw improved activity advancing by up to USC48 some lines however eased irregularly by up to USC32.

Mediums – KTDA mediums met good absorption with some teas gaining up to USC44 with others easing by up to USC10; plantation mediums were irregular and varied between USC21 dearer to easier by up to USC32.

Lower Medium – Mostly dearer by up to USC37 with some invoices USC7 below previous rates.

Plainer – Steady to USC8 dearer to easier by up to USC6.

PF1:

Best – Irregular ranging between USC28 dearer with some lines advancing by up to USC55 to easier by up to USC14.

Brighter – Mostly easier by up to USC10 but a few invoices were USC6 above last levels.

Mediums – KTDA mediums were mostly steady to USC10 dearer to easier by USC2; plantation mediums were irregularly dearer by up to USC15 to easier by up to USC6.

Lower Medium – Met irregular enquiry and ranged between firm to USC14 dearer to easier by a similar margin.

Plainer – Mostly easier by up to USC12 but select teas gained USC14.

DUST GRADES (M1)

PDUST:

Best – Mostly easier by up to USC30 but a few lines were up to USC9 above previous levels.

Brighter – Irregularly discounted by up to USC15.

Mediums – KTDA mediums lost up to USC34 with plantation mediums firm to USC8 dearer to easier by up to USC6.

Lower Medium – Lost up to USC10 but select lines were USC4 above previous rates.

Plainer – Irregular and ranged between USC7 above last levels to easier by up to USC8.



TEA NEWS AROUND THE GLOBE



MOMBASA MARKET – Continued ;

DUST1:

Best – Mostly easier by up to USC20.

Brighter – Lost up to USC26.

Mediums – KTDA mediums were discounted by up to uSC29 where sold; plantation mediums met steady enquiry and ranged between USC1 above previous rates to easier by a similar margin.

Lower Medium – Shed up to USC16 but select lines held firm to uSC6 dearer.

Plainer – Irregular and ranged between steady to USC9 dearer to easier by up to USC6.

SECONDARY GRADES (\$1)

In the Secondary Catalogues, best **BPs** gained while others held value with **PFs** steady. Clean well sorted coloury **Fannings** were easier with similar **DUSTs** discounted. **Other Fannings** held value with **DUSTs** firm. **BMFs** were readily absorbed.

QUOTATIONS	BROKENS	FANNINGS
Best	260 – 672	308 – 436
Good	250 – 338	295 – 328
Good Medium	250 – 318	290 – 314
Medium (KTDA)	195 – 272	190 – 260
Medium (Plantations)	127 – 200	155 – 242
Lower Medium	110 – 181	119 – 172
Plainer	070 – 130	074 – 137

AUCTION	KENYA 2023 \$	KENYA 2024 \$	TOTAL 2023 \$	TOTAL 2024 \$
40	2.28	2.28	2.10	2.16
41	2.25	2.27	2.13	2.13
42	2.22	2.21	2.10	2.07

SOURCE : AFRICA TEA BROKERS LTD.



TEA NEWS AROUND THE GLOBE



CHITTAGONG MARKET

SALE NO. 24 – 21ST OCTOBER 2024

CTC LEAF: 57,082 packages of tea on offer met with a fairly strong demand.

BROKENS: Good liquoring types were a strong market and were often dearer. Medium varieties met with a good demand and sold at steady to dearer rates. Plainer sorts met with a little improved demand whilst BLF teas continued to fetch selective demand with heavy withdrawals.

FANNINGS: Good liquoring Fannings continued to meet with a strong demand and mostly tended dearer. Medium varieties followed a similar trend and were often dearer. Plainer types met with more demand and were slightly dearer. BLF teas continued to fetch selective demand with heavy withdrawals.

DUST: 11,816 packages of tea on offer met with an improved demand. Good liquoring Dusts sold well at around last levels. Their Mediums were fully firm to dearer by Tk.5/- to Tk.7/- in line with quality. Plain and BLF Dusts were also a good market but saw several withdrawals. Blenders lent strong support with fair interest from the Loose tea buyers.

COMMENTS: An overall improvement in demand was witnessed in this week's market. BLF teas however, continued to remain difficult of sale and withdrawals were heavy in this category. Blenders operated in good strength along with Loose tea buyers providing good support.

Dusts were a dearer market.

Our Catalogue: (Sale 24) Avg : Tk 225.17, Sold 76.20% , (Sale 23) Avg : Tk 216.17, Sold 75.10%

Quotations – This Week – (In Taka)

Brokens	This Week	Last Week	Fannings	This week	Last Week	Dust	This week	Last Week
Best	230-235	225-230	Best	230-235	225-230	PD	180-278	178-295
Good	225-230	220-225	Good	225-230	220-225	RD	160-317	168-268
Medium	200-215	200-215	Medium	205-215	200-210	D	175-326	178-344
Plain	165-180	160-180	Plain	165-180	160-180	CD	184-406	190-401
BLF	160-165 nom	160-165 nom	BLF	160-165 nom	160-165 nom	BLF	160	160-171

Exchange Rates 21st October 2024 Sterling Pound 153.9762 Dollar: Tk. 119.0000

SOURCE : NATIONAL BROKERS LTD



TEA NEWS AROUND THE GLOBE



SILIGURI MARKET

SALE NO. 42 – 19TH OCTOBER 2024.

1. MARKET DESCRIPTION :

- DEMAND – FAIR FOR LEAF AND GOOD FOR DUST.
- LEVELS FOR ALL SORTS WERE IRREGULAR AND EASIER.
- INTERNAL BUYERS WERE ACTIVE WITH GOOD SUPPORT FROM MAJOR BLENDERS. EXPORTERS WERE RATHER SELECTIVE.
- THE TO-DATE OUT LOT PERCENTAGE AT 20% IS THE LOWEST WHEN COMPARED TO THE LAST TWO YEARS.

2. TOTAL AUCTION WEIGHTED AVERAGE (₹)

	2024-25			2023-24			UPTO SALE - 42		
	SALE - 42	SALE - 40	+/-	SALE - 42	SALE - 41	+/-	2024-25	2023-24	2022-23
LEAF	224.32	223.15	1.17	169.15	165.63	3.52	210.23	171.05	188.48
DUST	220.35	221.69	-1.34	154.09	153.74	0.35	207.75	166.22	181.76
TOTAL	223.79	223.01	0.78	167.41	164.27	3.14	209.91	170.49	187.69

SOURCE: PARCON INDIA PVT LTD

GUWAHATI MARKET

SALE NO. 42 – 18TH OCTOBER 2024.

1. MARKET DESCRIPTION :

- GOOD DEMAND AT REDUCED LEVELS.
- LEVELS FOR GOOD/BEST SORTS WERE IRREGULARLY EASIER. MEDIUM AND PLAINER SORTS OPENED AROUND LAST LEVELS BUT EASED WITH THE PROGRESS OF SALE.
- PREMIUM DUSTS ATTRACTED COMPETITION AND SOLD AROUND LAST LEVELS, WHILE THE MEDIUM DUSTS WERE marginally EASIER.
- MAJOR BLENDERS WERE ACTIVE WHILE THE WI BUYERS OPERATED ON LIQUORING TEAS AT REDUCED LEVELS.
- EXPORTERS SELECTIVE WITH FAIR SUPPORT FROM INTERNAL SECTION.

2. TOTAL AUCTION WEIGHTED AVERAGE (₹)

	2024-25			2023-24			UPTO SALE - 42		
	SALE - 42	SALE - 40	+/-	SALE - 42	SALE - 41	+/-	2024-25	2023-24	2022-23
CTC	250.02	255.77	-5.75	192.99	193.03	-0.04	258.44	203.59	205.98
DUST	256.33	254.62	1.71	185.83	190.49	-4.66	247.27	197.12	205.09
TOTAL	252.30	255.38	-3.07	191.17	192.32	-1.15	254.59	201.72	205.73

SOURCE: PARCON INDIA PVT LTD



TEA NEWS AROUND THE GLOBE



KOLKATA ORTHODOX / CTC MARKET

SALE NO. 42 – 19TH OCTOBER 2024

1. MARKET DESCRIPTION :

- GOOD DEMAND.
- WHOLE LEAF'S SOLD AT EASIER RATES, EXCEPT THE FEW CLEANER GFOP & FOP WHICH MAINTAINED LAST LEVELS.
- GOOD BROKENS & FANNINGS WERE IRREGULAR AROUND LAST, WHILE MEDIUM SORTS WERE LOWER FOLLOWING QUALITY AND ALSO SAW SOME WITHDRAWALS.
- EXPORTERS TO THE MIDDLE EAST & CIS OPERATED WITH SOME SUPPORT FROM TCPL & HUL.
- TEAS SELLING ABOVE 350/- REDUCED BY 9% AS COMPARED TO LAST WEEK.

2. TOTAL AUCTION WEIGHTED AVERAGE (₹)

	WHOLE LEAF		BROKENS		FANNINGS
	1ST LINE	2ND LINE	LARGER	SMALLER	LEAFY
BEST	430-470+	400-420	350-380+	340-370	300-330(N)
GOOD	390-420+	370-400	320-350	310-340+	190-230+
MEDIUM	350-380	320-350+	280-310	250-300	150-180

1. MARKET DESCRIPTION :

- DEMAND - GOOD FOR BOTH LEAF AND DUST
- LEVELS FOR BEST/GOOD/BETTER MEDIUM & MEDIUM ASSAMS WERE IRREGULAR AND OFTEN TENDED EASIER, WITH SOME WITHDRAWALS SEEN IN THE PREMIUM SEGMENT.
- FANNINGS ELICITED BETTER DEMAND WITH THE PROGRESS OF SALE.
- DOOARS ESTATES AND BOUGHT LEAF WERE IRREGULAR AROUND LAST AND COMPETED FOR.
- DUST FOLLOWED A SIMILAR TREND.
- MAJOR BLENDERS WERE THE MAINSTAY WITH GOOD SUPPORT FROM OTHER INTERNAL SECTIONS & EXPORTERS.

2. TOTAL AUCTION WEIGHTED AVERAGE (₹)

	2024-25			2023-24			UPTO SALE - 42		
	SALE - 42	SALE - 40	+/-	SALE - 42	SALE - 41	+/-	2024-25	2023-24	2022-23
CTC	264.17	266.30	-2.14	222.43	218.83	3.61	270.67	218.51	228.39
DUST	281.64	296.90	-15.26	218.23	220.51	-2.27	296.71	228.83	251.81
TOTAL	270.94	276.98	-6.04	221.08	219.36	1.72	280.50	221.63	234.97

SOURCE: PARCON INDIA PVT LTD



UPCOMING AUCTION DETAILS

Auction No.	44		43	
Dates	05 th / 06 th November 2024		29 th / 30 th October 2024	
	No. of Lots	Qty – kg	No. of Lots	Qty – kg
Ex-Estate	860	845,899	857	837,193
Main Sale Total	11,042	5,234,070	10,751	5,105,285
High & Medium	1,580	692,571	1,630	715,489
Low Grown – Leafy	1,950	725,974	1,853	705,463
Low Grown – Semi Leafy	1,743	763,018	1,749	767,310
Low Grown Tippy	2,203	1,070,064	2,195	1,071,970
Premium / Flowery	321	46,161	396	57,864
Off Grades	2,616	1,369,250	2,349	1,279,975
Dust	629	567,032	579	507,214
Grand Total	11,902	6,079,969	11,608	5,942,478
Reprints	1,063	505,267	997	497,625
Total No. of Lots on Offer	11,902		11,608	
Total Quantity on Offer (kg)	6,079,969		5,942,478	



SCHEDULED CLOSING DATES

Auction No.	Date of Sale	Ex-Estate	Main Sale
45	12 th / 13 th November 2024	24/10/2024	24/10/2024
46	19 th / 20 th November 2024	01/11/2024	01/11/2024
47	26 th / 27 th November 2024	07/11/2024	07/11/2024

PROMPT DATES

Auction No.	Buyers	Sellers
43	05/11/2024	06/11/2024
44	12/11/2024	13/11/2024
45	19/11/2024	20/11/2024



ORDER OF SALE (SALE NO. 43 – 29TH / 30TH OCTOBER 2024)

Main Sale Order – 1 (Leafy / Semi Leafy / Tippy / Premium / 1A)	Main Sale Order – 2 (H & M / Off Grade / Dust)	Ex-Estate
FORBES & WALKER TEA BROKERS (PVT) LTD	CEYLON TEA BROKERS PLC	FORBES & WALKER TEA BROKERS (PVT) LTD
MERCANTILE PRODUCE BROKERS (PVT) LTD	EASTERN BROKERS. LTD.	ASIA SIYAKA COMMODITIES PLC.
JOHN KEELLS PLC	JOHN KEELLS PLC	JOHN KEELLS PLC
LANKA COMMODITY BROKERS LTD	ASIA SIYAKA COMMODITIES PLC.	MERCANTILE PRODUCE BROKERS (PVT) LTD
ASIA SIYAKA COMMODITIES PLC.	MERCANTILE PRODUCE BROKERS (PVT) LTD	CEYLON TEA BROKERS PLC
EASTERN BROKERS. LTD.	FORBES & WALKER TEA BROKERS (PVT) LTD	LANKA COMMODITY BROKERS LTD
CEYLON TEA BROKERS PLC	BARTLEET PRODUCE MARKETING (PVT) LTD	BARTLEET PRODUCE MARKETING (PVT) LTD
BARTLEET PRODUCE MARKETING (PVT) LTD	LANKA COMMODITY BROKERS LTD	EASTERN BROKERS. LTD.

[RR : HR / SG]





“

Live as if you were to die tomorrow.
Learn as if you were to live forever.

– ***Mahatma Gandhi***

”