



TEA MARKET REPORT

JOHN KEELLS PLC

SALE NO.42 – 24TH / 25TH OCTOBER 2023

ORDER OF SALE (SALE NO. 42 – 24TH / 25TH OCTOBER 2023)

Main Sale Order – 1 (Leafy / Semi Leafy / Tippy / Premium / 1A)	Main Sale Order – 2 (H & M / Off Grade / Dust)	Ex-Estate
JOHN KEELLS PLC	LANKA COMMODITY BROKERS LTD	ASIA SIYAKA COMMODITIES PLC.
CEYLON TEA BROKERS PLC	CEYLON TEA BROKERS PLC	JOHN KEELLS PLC
EASTERN BROKERS. LTD.	EASTERN BROKERS. LTD.	LANKA COMMODITY BROKERS LTD
BARTLEET PRODUCE MARKETING (PVT) LTD	JOHN KEELLS PLC	MERCANTILE PRODUCE BROKERS (PVT) LTD
FORBES & WALKER TEA BROKERS (PVT) LTD	ASIA SIYAKA COMMODITIES PLC.	EASTERN BROKERS. LTD.
MERCANTILE PRODUCE BROKERS (PVT) LTD	MERCANTILE PRODUCE BROKERS (PVT) LTD	CEYLON TEA BROKERS PLC
LANKA COMMODITY BROKERS LTD	FORBES & WALKER TEA BROKERS (PVT) LTD	BARTLEET PRODUCE MARKETING (PVT) LTD
ASIA SIYAKA COMMODITIES PLC.	BARTLEET PRODUCE MARKETING (PVT) LTD	FORBES & WALKER TEA BROKERS (PVT) LTD



AUCTION DETAILS

Auction No.	42	
Dates	24 th / 25 th October 2023	
	No. of Lots	Qty – kg
Ex Estate	689	719,428
Main Sale Total	9,373	4,309,488
High & Medium	1,458	621,665
Low Grown - Leafy	1,572	557,427
Low Grown - Semi Leafy	1,553	677,214
Low Grown Tippy	1,799	871,876
Premium / Flowery	376	63,037
Off Grades	2,066	1,005,359
Dust	549	512,910
Grand Total	10,062	5,028,916
Reprints	895	450,835
Total No. of Lots Offered	10,062	
Total Quantity Offered (kg)	5,028,916	

PROMPT DATES

Auction No.	Buyers	Sellers
42	31/10/2023	01/11/2023

COMMENTS



The 0.7Mkg of Ex-Estate teas on offer met with irregularly lower demand. A few Select Best Western High Grown BOPs gained following special inquiry, whilst the others declined from last week's levels, the below best and plainer varieties too were irregularly easier. Select Best Western High Grown BOPFs were marginally easier, the below best and plainer sorts too were easier and declined further as the sale progressed. Nuwara Eliya BOPs gained from last week's levels, the BOPFs met with fair demand. Uda Pussellawa BOPs were easier and barely maintained last levels, the BOPFs declined. UVA BOPs too were a lower feature, whilst the BOPFs followed a similar trend. Low Grown CTC BP1s maintained last levels, the High and Medium sorts were mostly firm. Low grown CTC PF1s were firm on last levels, whilst the High and Medium sorts were irregularly lower.

The 2.1Mkg of Low Grown teas on offer met with reasonable demand. In the Leafy segment, OP/OPA's were dearer. OP1s met with good demand. BOP1s appreciated following quality. PEKs were irregularly lower by a few rupees, PEK1s maintained. In the Small Leaf segment, well-made FBOPs were firm, others were lower. FF1s shed a few rupees. FF varieties declined substantially. BOPF.SP, BOPF, BOP.SP and BOP grades met with irregular demand. Premium flowery teas were lower to last.

Turkey, Russia and the C.I.S countries lent fair support. Iran was selective. Libya and Iraq were active.





MARKET DESCRIPTION

Western Teas

Select best BOPs were irregular following quality, with only a handful of invoices appreciating whilst most others declined, below best sorts too were lower by Rs.50/- to Rs.100/-. Select best BOPFs were barely steady and mostly easier by Rs.40/- to Rs.60/-, below best and plainer sorts too eased Rs.50/- at the commencement of the sale and declined further as the sale progressed. Medium BOPs were firm on last, the BOPFs too followed a similar trend.

Nuwara Eliya Teas

BOPs gained following special inquiry, the BOPFs too were dearer.

Uva Teas

Uva BOPs were easier by Rs.50/- to Rs.80/-, the BOPFs were easier by Rs.50/- to Rs.100/-. Uda Pussellawa BOPs were easier by Rs.50/- to Rs.80/-, the BOPFs declined by Rs.50/- to Rs.100/- and more.

CTC Teas

Low Grown CTC BP1s were firm on last, the High and Medium sorts too were firm to a little dearer at times. Low Grown CTC PF1s were firm, the High and Medium sorts were irregularly lower following quality.

QUOTATIONS

	BOP – RS.	BOPF – RS.
Good Westerns	1100 – 1460	1260 – 1360
Average Westerns	900 – 1080	1060 – 1240
Plainer Westerns	770 – 890	840 – 1040
Western Mediums	700 – 1600	760 – 900
00- Uva Teas	730 – 1140	760 – 940
Nuwara Eliya Teas	1060 – 1160	1280
Uda Pussellawa Teas	760 – 790	750 – 920
CTC (BP1 and PF1)	750 – 1080	650 – 1650





MARKET DESCRIPTION

Low Grown

Select best OP1s were irregularly dearer, best and below best types too met with fair demand, secondaries were irregular. Better twisted OPs were firm to dearer following quality, below best sorts too met with fair demand. The market for OPAs fared similar to OPs. In the Semi Leafy segment, all BOP1s were firm to dearer by Rs.50/- to Rs.100/-. Well-made Pekoes were firm, bolder types met with fair demand, below best types however declined irregularly. Shotty Pekoe1s were firm on last, others too met with fair demand.

Select best BOPs were firm, best and below best types were lower by Rs. 40/- to Rs. 60/-, secondary types were dearer by Rs.20/- to Rs.40/-. BOP.SP.s and BOPF.SP.s met with reasonable demand. BOPFs followed a similar trend. Select best FBOPF1s were lower by Rs.40/- to Rs.60/- best and below best types were substantially lower, secondary types were dearer by Rs.40/- to Rs.60/-. Well-made FBOPs in the select best category were firm, best and below best types were lower by Rs.60/- to Rs.80/- and more following quality, secondary types were firm. FBOPF varieties met with lower demand. Smaller Tippy Premium Flowery teas met with lower demand; Wiry long Tippy varieties met with good demand.

Off Grades

Select best and best Fgs1s were dearer by Rs.30/- to Rs.50/- and more towards the closure, below best and poorer sorts met with a reasonable demand. Select best and best BMs were dearer by Rs.20/- to Rs.40/- and more at times, below best and poorer types were irregularly lower by Rs.20/- to Rs.40/-. Select best BPs appreciated by Rs.20/- to Rs.40/- whilst best BPs were dearer by Rs.40/- to Rs.60/- and more at times, below best and poorer varieties maintained on last levels. Select best BOP1As were higher by Rs.60/- to Rs.120/-, best types were higher by Rs.20/- to Rs.50/-, below best types were higher by Rs.30/- to Rs.60/-, whilst poorer sorts maintained on last levels.

Dust

Select best Dust1s were firm, best, below best and plainer varieties declined by Rs.50/- to Rs.100/- and more towards the closure, poorer sorts were firm. Select best and best High and Medium CTCs were firm, below best and plainer sorts showed an irregular demand. Low Grown CTCs were dearer by Rs.20/- to Rs.40/-. Low Grown Dust/Dust1s were firm.



QUOTATIONS

	Select Best	Best	Below Best	Others
LIQUORING				
DUST-1	1200.00 - 1650.00	1000.00 - 1190.00	750.00 - 990.00	60.00 - 740.00
OFF GRADES				
FGS1	880.00 - 1000.00	740.00 - 870.00	700.00 - 730.00	560.00 - 690.00
FGS	790.00 - 980.00	720.00 - 780.00	650.00 - 710.00	560.00 - 640.00
LOW GROWNS				
FBOPF / FFSP / FFEXSP	2400.00 - 3000.00	1700.00 - 2300.00	1250.00 - 1600.00	1000.00 - 1200.00
BOP	1600.00 - 2200.00	1250.00 - 1500.00	1000.00 - 1200.00	850.00 - 980.00
BOPSP	1450.00 - 1800.00	1200.00 - 1400.00	900.00 - 1100.00	750.00 - 850.00
BOPF	1000.00 - 1300.00	880.00 - 840.00	800.00 - 870.00	700.00 - 790.00
FBOPF1	1420.00 - 1700.00	1300.00 - 1400.00	1150.00 - 1280.00	800.00 - 1000.00
FBOP	1800.00 - 2300.00	1300.00 - 1500.00	1100.00 - 1250.00	800.00 - 1050.00
BOP1	2200.00 - 4450.00	1800.00 - 2100.00	1000.00 - 1300.00	850.00 - 980.00
OP1	3350.00 - 3900.00	2100.00 - 3250.00	1300.00 - 2000.00	900.00 - 1250.00
OP	1600.00 - 1700.00	1460.00 - 1550.00	1260.00 - 1440.00	1000.00 - 1200.00
OPA	1340.00 - 2200.00	1200.00 - 1320.00	1100.00 - 1180.00	850.00 - 1050.00
PEKOE	1650.00 - 2400.00	1400.00 - 1600.00	1150.00 - 1380.00	850.00 - 1100.00
PEKOE1	1800.00 - 2600.00	1550.00 - 1800.00	1250.00 - 1500.00	1000.00 - 1100.00
DUST / DUST1	1000.00 - 1380.00	880.00 - 990.00	780.00 - 870.00	630.00 - 770.00



EXCHANGE RATES

The average rates currencies quoted on 25th October 2023 at 9.30 a.m. by Commercial Banks in Colombo for Telegraphic Transfers (TT).

Currency	Buy Rate	Sell Rate
USD	321.70	332.56
EURO	339.75	354.44
GBP	390.58	406.30



- **Top Prices**
- **Colombo Auction Averages**
- **All Brokers Private Sale Figures**



TOP PRICES (SALE NO. 42 – 24TH / 25TH OCTOBER 2023)



WESTERN HIGH			
BOP		Ingestre	1460.00
BOPSP		Wattegodde	1280.00
		Bearwell	1280.00
BOPF/BOPFSP		Holyrood	1380.00
FBOP/FBOP1		Glenloch	1550.00
FBOPF/FBOPF1		Glenloch	1380.00
BOP1	*	St Andrews	1850.00
OP/OPA		Inverness	1240.00
OP1	*	Venture	1320.00
PEKOE/PEKOE1		Frotoft Super	1850.00

UVA HIGH			
BOP		Bandaraeliya	1140.00
BOPSP		Ranaya	1300.00
BOPF/BOPFSP	*	Uva Highlands	1080.00
FBOP/FBOP1		Ranaya	1480.00
FBOPF/FBOPF1		Oodoowerre	1550.00
		Craig	1550.00
BOP1		Craig	1750.00
OP/OPA		Mount Uva	1260.00
OP1		Oodoowerre	1260.00
PEKOE/PEKOE1		Ranaya	1850.00
		Craig	1850.00

NUWARA ELIYA			
BOP	*	Lovers Leap	1160.00
		Mahagastotte	1160.00
BOPSP		-	
BOPF/BOPFSP		Mahagastotte	1280.00
FBOP/FBOP1	*	Lovers Leap	1600.00
OP/OPA		Summerhill	940.00
PEKOE/PEKOE1		Kenmare	1320.00

WESTERN MEDIUM			
BOP		Hatale	1600.00
BOPSP		Windsorforest	1340.00
BOPF/BOPFSP		Craighead	1200.00
FBOP/FBOP1		Dartry Valley	1850.00
FBOPF/FBOPF1		Dartry Valley	1550.00
		Ancoombra	1550.00
		Uplands	1550.00
BOP1		Dartry Valley	2400.00
OP/OPA		Dartry Valley	1320.00
OP1		Dehiwatte Super	1600.00
PEKOE/PEKOE1		Uplands	2100.00

UVA MEDIUM			
BOP	*	Halpewatte Uva	1700.00
BOPSP	*	Demodera 'S'	1380.00
BOPF/BOPFSP		Dickwella	1300.00
FBOP/FBOP1	*	Sarnia Plaiderie	1440.00
		Blossoms Uva Tea	1440.00
FBOPF/FBOPF1		Dickwella	1480.00
BOP1	*	Telbedde	1800.00
		Ury	1800.00
OP/OPA	*	Halpewatte Uva	1280.00
OP1	*	Telbedde	1460.00
PEKOE/PEKOE1	*	Sarnia Plaiderie	1900.00
		Glen Alpin	1900.00
		Aruna Passara	1900.00

CTC LOW			
PF1	*	Hingalgoda CTC	1650.00
BP1		Kalubowitiyana CTC	1080.00
BPS	*	Canora CTC	940.00
OF		-	

UDA PUSSELLAWA			
BOP		Luckyland	880.00
BOPSP		Luckyland	810.00
BOPF/BOPFSP	**	High Forest	920.00
FBOP/FBOP1		Alma	1650.00
FBOPF/FBOPF1		Delmar	1200.00
BOP1		Delmar	1420.00
OP/OPA		Alma	1280.00
OP1		Delmar	820.00
PEKOE/PEKOE1		Alma	2050.00

CTC HIGH			
PF1	**	Dunsinane CTC	1160.00
BP1		Dunsinane CTC	1060.00
BPS	*	Dunsinane CTC	1120.00
OF		-	

CTC MEDIUM			
PF1	*	New Peacock CTC	1140.00
BP1		Aultmore CTC	830.00
BPS	*	Donside CTC	960.00
		Aultmore CTC	960.00
OF		-	



TOP PRICES (SALE NO. 42 – 24TH / 25TH OCTOBER 2023)



LOW			
BOP		Hidellana	2650.00
BOPSP		Stream Line	2150.00
BOPF		Sithaka	1500.00
	*	Ceciliyan	1360.00
BOPFSP		Stream Line	1480.00
	*	Kiruwanaganga	1460.00
FBOP		Sithaka	3000.00
FBOP1		Navinda	2100.00
FBOPF		Brombil	1850.00
		Hadigalla	1850.00
FBOPF1		Adams View	2000.00
	*	Sineth	1750.00
BOP1		New Vithanakanda	4450.00
OP1		Sithaka	3900.00
		Sunrise	3900.00
OP		Mulatiyana Hills	1700.00
	*	Berubeula	1600.00
OPA		Lumbini	2200.00
PEKOE		Lakvinka	2400.00
PEKOE1		A C U Super	2600.00

**** MORE THAN ONE TOP PRICE OBTAINED**
*** TEAS SOLD BY JOHN KEELLS PLC**
+ ALL TIME RECORD PRICE
++ ALL TIME RECORD PRICE EQUALED

PREMIUM			
FBOPFSP		Alhewana Super	3200.00
FBOPFEXSP		Samrin	3350.00
		Janahitha	3350.00
FBOPFEXSP1		Garden Leaf	3300.00

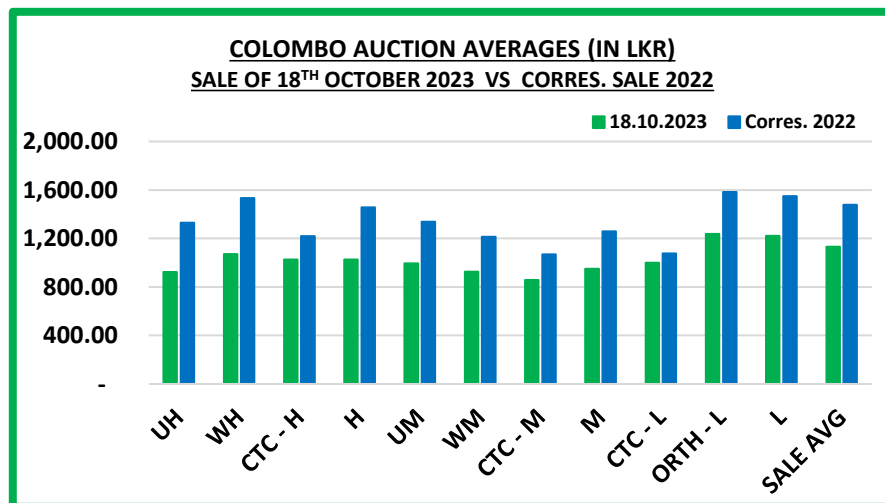
DUST			
DUST1	*	Mattakelle	1650.00
P.DUST		Ceciliyan CTC	1360.00

OFF GRADES			
FNGS/FNGS1		Holyrood	1000.00
		Clydesdale	1000.00
PFNGS	*	Hingalgoda CTC	1600.00
BM		Talangaha	1440.00
BP		Hidellana	1180.00
BOP1A		Chandrika Estate	1600.00

ERRATUM			
Sale No. 41 – 17th / 18th October 2023			
DUST			
PD	*	Dunsinane CTC	1300.00

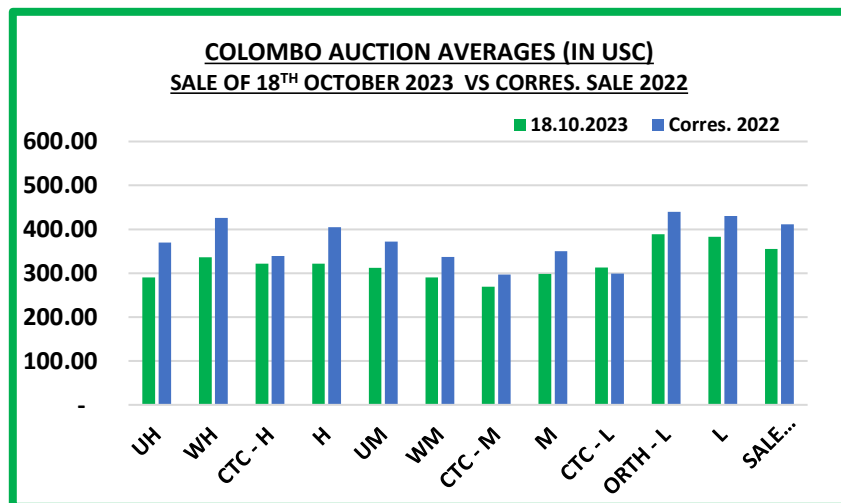


COLOMBO AUCTION AVERAGES



	Sale of 11/10/2023 In LKR	Sale of 18/10/2023 In LKR	Corres. 2022 In LKR
Uva High Grown	954.18	924.16	1330.98
Western High Grown	1043.41	1071.14	1534.47
CTC High Grown	969.58	1026.85	1220.19
Summary of High Grown	1017.00	1025.51	1457.07
Uva Medium Grown	1016.38	994.41	1339.02
Western Medium Grown	922.84	926.14	1214.09
CTC Medium Grown	862.63	858.75	1068.71
Summary of Medium Grown	951.93	949.06	1259.30
CTC Low Grown	965.45	999.59	1076.33
Orthodox Low Grown	1229.65	1239.07	1584.48
Summary of Low Grown	1211.39	1221.65	1549.38
TOTAL SALE AVERAGE	1126.61	1133.06	1479.21

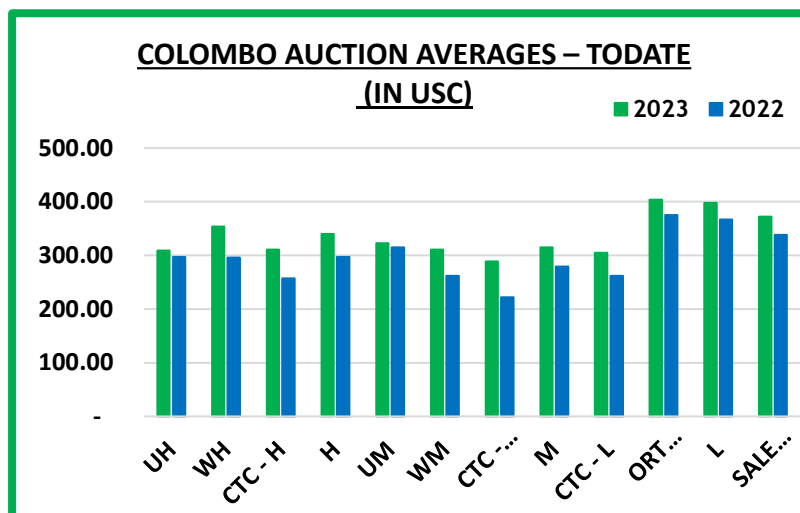
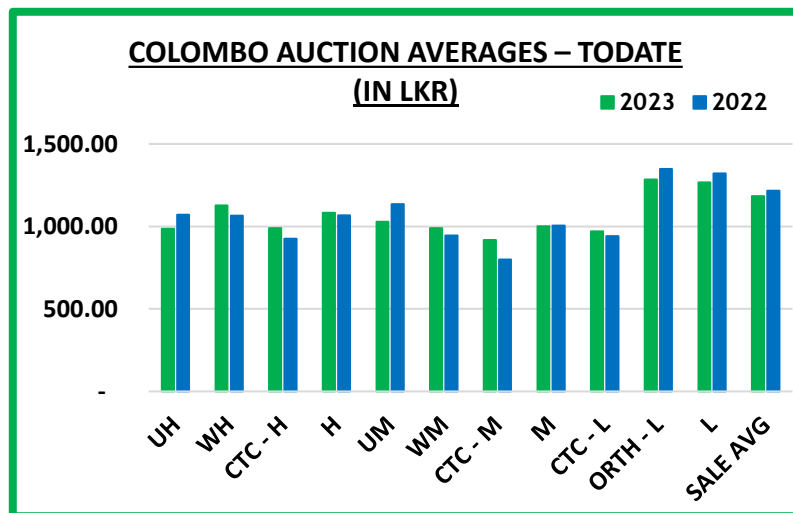
COLOMBO AUCTION AVERAGES



	Sale of 11/10/2023 In USC	Sale of 18/10/2023 In USC	Corres. 2022 In USC
Uva High Grown	300	290	370
Western High Grown	328	336	426
CTC High Grown	305	322	339
Summary of High Grown	320	322	405
Uva Medium Grown	320	312	372
Western Medium Grown	290	290	337
CTC Medium Grown	271	269	297
Summary of Medium Grown	299	298	350
CTC Low Grown	304	313	299
Orthodox Low Grown	387	389	440
Summary of Low Grown	381	383	430
TOTAL SALE AVERAGE	354	355	411



COLOMBO AUCTION AVERAGES



January to Date (Sale No.41)	2023 LKR	2022 LKR	2023 USC	2022 USC
Uva High Grown	984.81	1070.38	309	297
Western High Grown	1127.43	1065.92	354	296
CTC High Grown	990.46	926.39	311	257
Summary of High Grown	1082.44	1067.44	340	297
Uva Medium Grown	1029.13	1134.21	323	315
Western Medium Grown	989.07	944.82	311	262
CTC Medium Grown	918.19	798.83	289	222
Summary of Medium Grown	1001.72	1005.48	315	279
CTC Low Grown	969.61	941.52	305	262
Orthodox Low Grown	1284.14	1348.56	404	375
Summary of Low Grown	1266.44	1320.59	398	367
TOTAL SALE AVERAGE	1183.23	1215.64	372	338



COLOMBO AUCTION AVERAGES

FROM 01 ST TO 18 TH OCTOBER 2023	LKR
Uva High Grown	942.34
Western High Grown	1062.76
Summary of High Grown	1026.06
Uva Medium Grown	1009.06
Western Medium Grown	929.00
Summary of Medium Grown	953.48
Summary of Low Grown	1208.67
TOTAL SALE AVERAGE	1125.88



ALL BROKERS PRIVATE SALE FIGURES (FOR THE PERIOD – 16TH TO 21ST OCTOBER 2023)

	WEEKLY	TODATE
High & Medium	73,884.50	1,856,918.50
Low	2,919.00	436,941.80
Green Tea	39,585.00	1,421,812.00
Organic Tea	12,500.00	460,015.36
BMF	91,553.00	2,211,438.00
Direct Sales	-	-
Forward Contract	19,140.00	2,029,908.00





- **Crop and Weather**
- **Crop Figures**
- **Tea News**
- **Notice**

CROP AND WEATHER - FOR THE PERIOD OF – 16TH TO 22ND OCTOBER 2023



Western

Light showers were experienced throughout the week in Dickoya, Agarapatana and Talawakelle.



Nuwara Eliya

Rainfall was reported throughout the week in Nuwara Eliya and Kandapola.



Uva

Heavy rainfall was recorded throughout the week in Lunugala, Haputale and Badulla districts.



Low Grown

Rainfall was experienced throughout the week in Deniyaya, Rathnapura and Galle districts.



Crop

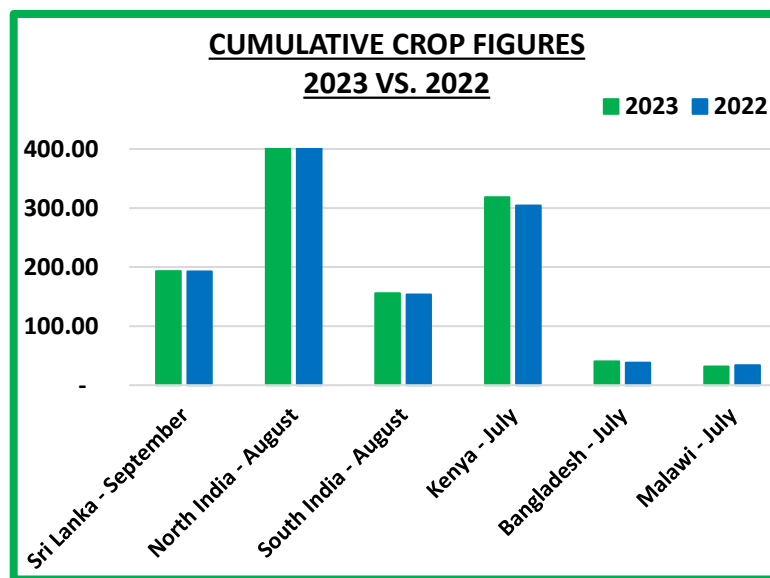
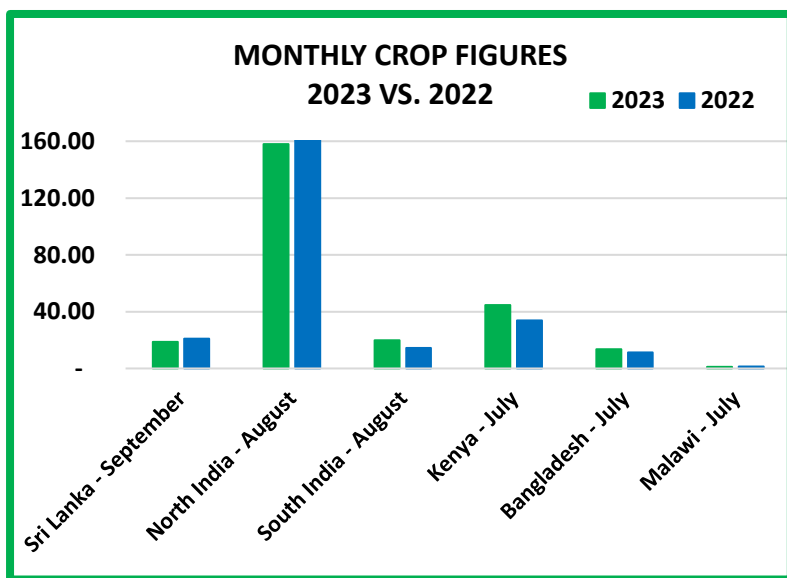
Crop intakes are low.



CROP FIGURES OF MAJOR PRODUCING & EXPORTING COUNTRIES

Country	Month	2023	2022	Cumulative + Inc. / Dec.	Cumulative	2023	2022	Cumulative + Inc. / Dec.
Sri Lanka	September	18.72	20.96	- 2.24	Upto September	193.23	192.37	+ 0.86
North India	August	158.04(E)	170.97	- 12.93	Upto August	645.64(E)	653.89	- 8.25
South India	August	19.91(E)	14.51	+ 5.40	Upto August	155.59(E)	153.61	+ 1.98
Kenya	July	44.69	33.85	+ 10.84	Upto July	318.34	304.21	+ 14.03
Bangladesh	July	13.65	11.26	+ 2.39	Upto July	40.09	38.33	+ 1.76
Malawi	July	1.26	1.29	- 0.03	Upto July	31.79	33.71	- 1.92

(E) - Estimated





TEA NEWS AROUND THE GLOBE

MOMBASA MARKET

SALE NO. 43 – SALE OF 23RD, 24TH & 25TH OCTOBER 2023

There was reduced demand at irregular levels following quality for the 208,200 packages (13,959,729.00 kilos) on offer with 30.86% remaining unsold.

OFFERINGS

Leaf Grades	-	113,880 packages (7,488,073.00 kilos) – 42.65% unsold.
Dust Grades	-	71,760 packages (5,323,018.00 kilos) – 32.33% unsold.
Secondary Grades	-	22,560 packages (1,148,638.00 kilos) – 17.20% unsold.

MARKETS

Kazakhstan and **other CIS states** lent good but selective interest with reduced enquiry from **Egyptian Packers, Pakistan Packers, Afghanistan, UK, Yemen** and **other Middle Eastern countries**. **Bazaar** operated at lower levels while **South Sudan** showed improved support. **Russia, Sudan** and **Iran** remained quiet while **Local Packers** maintained support. **Somalia** were active at the lower end of the market.

LEAF GRADES (M2)

BP1:

Best – Saw irregular interest with teas varying between steady to USC32 dearer and selected invoices appreciated by USC62 and USC113 to easier by up to USC18.

Brighter – Advanced by up to USC32 with selected lines gaining USC56 but some teas shed up to USC21.

Mediums – KTDA mediums held value with a number of invoices neglected while plantation mediums were irregular ranging between firm to USC42 dearer to easier by up to USC17.

Lower Medium – Were steady to irregularly dearer by up to USC33.

Plainer – Varied between USC9 dearer to easier by up to USC8.

PF1:

Best – Irregular ranging between steady to USC29 dearer to easier by up to USC32.

Brighter – Varied between firm to USC6 dearer to USC15 below last rates.

Mediums – KTDA mediums were mostly steady at reserve prices with a few lines irregular ranging between USC7 dearer to up to USC4 below previous levels. Plantation mediums were steady to easier by up to USC21 but a few teas advanced by up to USC8.

Lower Medium – Shed up to USC18.

Plainer – Were irregular ranging between firm to USC13 dearer

DUST GRADES (M1)

PDUST:

Best – Were firm to USC31 easier for most teas with a few lines advancing by up to USC18.

Brighter – Lost up to USC31.

Mediums – KTDA mediums held value with plantation mediums ranging between firm to USC14 dearer to easier by up to USC20.

Lower Medium – Were irregular and varied between USC30 dearer to USC20 below previous levels.

Plainer – Steady to easier by up to USC24.



TEA NEWS AROUND THE GLOBE



MOMBASA MARKET – Continued ;

DUST1:

Best – Irregularly easier by up to USC35.

Brighter – Were steady to USC18 below last prices.

Mediums – KTDA mediums were firm with plantation mediums steady to USC28 dearer.

Lower Medium – Firm to easier by up to USC25.

Plainer – Lost up to USC32.

SECONDARY GRADES (\$1)

In the Secondary Catalogues, **BP**s gained while **PF**s tended easier. Clean well sorted coloury **Fannings** held value with **similar DUSTs** steady. **Other Fannings** were about firm while **DUSTs** were easier. **BMF**s were well absorbed.

QUOTATIONS	BP1 – USC	PF1 – USC
Best	255 – 464	277 – 462
Good	255 – 314	270 – 299
Good Medium	255 – 323	262 – 288
Medium (KTDA)	250 – 252	244 – 268
Medium (Plantations)	150 – 226	134 – 210
Lower Medium	100 – 188	075 – 140
Plainer	078 – 110	050 – 098

AUCTION	KENYA 2022 \$	KENYA 2023 \$	TOTAL 2022 \$	TOTAL 2023 \$
40	2.43	2.28	2.32	2.10
41	2.44	2.25	2.33	2.13
42	2.48	2.22	2.37	2.10



SOURCE : AFRICA TEA BROKERS LTD.

TEA NEWS AROUND THE GLOBE



CHITTAGONG MARKET

SALE NO.26 – 23RD OCTOBER 2023

CTC LEAF: 63,365 packages of tea on offer met with an improved demand.

BROKENS: All good liquoring Brokens met with a better demand and were fully firm to slightly dearer following competition. Other varieties also met with a fairly good demand but were slightly easier in line with quality. Plain types were again a slightly easier market with some withdrawals. BLF teas met with a fair demand at around last levels with some withdrawals.

FANNINGS: Good liquoring Fannings met with a fairly strong demand and were again fully firm to slightly dearer following competition. Medium varieties met with a fair demand and sold at around last levels easing in line with quality. Plain types were again slightly easier with some withdrawals. BLF teas met with a fair demand at around last levels with some withdrawals.

CTC DUST: 11,662 packages of tea on offer met with good demand. Good liquoring Dusts sold well at dearer rates. Mediums were in fair demand with few withdrawals. Plain and BLF Dusts had fair demand with some withdrawals. Blenders were active with fair interest from the Loose tea buyers.

COMMENTS: There was a slightly improved demand this week mainly emanating from the Major Blenders. Loose tea buyers lent a little more support. All good liquoring varieties met with a little more competition than last.

CDs sold well at dearer prices.

Our catalogue: (Sale 26) Avg: Tk 193.97 , Sold 67.33 % , (Sale 25) Avg: Tk 191.46 , Sold 67.18 %

Quotations – This Week – (In Taka)

Brokens	This Week	Last Week	Fannings	This week	Last Week	Dust	This week	Last Week
Best	205-220	202-217	Best	210-225	208-220	PD	140-240	150-230
Good	187-192	188-193	Good	190-205	195-205	RD	100-332	125-328
Good Medium	170-185	175-185	Good Medium	177-183	180-185	D	110-350	120-348
Medium	155-165	160-170	Medium	165-175	170-178	CD	130-300	116-400
Plain	130-150	135-150	Plain	130-150	140-150	BLF	100-164	116-185

Exchange Rates 23rd October 2023 Sterling Pound: Tk. 133.2966, dollar: Tk. 110.0000

SOURCE : NATIONAL BROKERS LTD



SILIGURI MARKET

SALE NO. 42 – SALE OF 20TH OCTOBER 2023

1. MARKET DESCRIPTION :

- DEMAND – GOOD FOR LEAF AND FAIR FOR DUST.
- LIQUORING SORTS WERE FIRM TO DEARER WITH COMPETITION. REMAINDER WERE IRREGULAR AROUND LAST.
- DUSTS WERE IRREGULAR AND SAW SOME OUT LOTS.
- INTERNAL BUYERS WERE THE MAINSTAY WITH FAIR SUPPORT FROM MAJOR BLENDERS. EXPORTERS WERE SELECTIVE.

2. TOTAL AUCTION WEIGHTED AVERAGE (₹)

	2023-24			2022-23			UPTO SALE - 42		
	SALE - 42	SALE - 41	+/-	SALE - 42	SALE - 41	+/-	2023-24	2022-23	2021-22
CTC	169.13	165.63	3.50	186.14	182.03	4.11	171.05	188.48	184.85
DUST	154.09	153.74	0.35	178.83	175.30	3.53	166.22	181.76	172.39
TOTAL	167.39	164.27	3.13	185.36	181.30	4.06	170.49	187.69	183.40

SOURCE: PARCON INDIA PVT LTD

GUWAHATI MARKET

SALE NO. 42 – SALE OF 20TH OCTOBER 2023

1. MARKET DESCRIPTION :

- FAIR DEMAND FOR LEAF BUT SUBDUED FOR DUST.
- LEVELS FOR THE GOOD/BEST CATEGORY WERE AROUND LAST AT TIMES DEARER WITH COMPETITION. BETTER MEDIUMS WERE BARELY STEADY.
- MEDIUM & PLAINER SORTS WERE IRREGULARLY EASIER AND ALSO FACED FAIR WITHDRAWALS.
- PREMIUM DUST GRADES WERE FIRM TO OCCASIONALLY DEARER WITH COMPETITION. MEDIUM & PLAINER DUSTS WERE THE WEAK FEATURE.
- MAJOR BLENDERS OPERATED WITH WESTERN INDIA BUYERS ACTIVE ON LIQUORING VARIETIES.
- INTERNAL BUYERS OPERATED ON LEAF GRADES AT EASIER LEVELS. SELECTIVE EXPORT ENQUIRIES.

2. TOTAL AUCTION WEIGHTED AVERAGE (₹)

	2023-24			2022-23			UPTO SALE - 42		
	SALE - 42	SALE - 41	+/-	SALE - 42	SALE - 41	+/-	2023-24	2022-23	2021-22
CTC	192.99	193.03	-0.04	202.89	199.77	3.13	203.59	205.98	190.41
DUST	185.83	190.49	-4.66	205.48	206.40	-0.92	197.12	205.09	186.57
TOTAL	191.17	192.32	-1.15	203.56	201.58	1.98	201.72	205.73	189.26

SOURCE: PARCON INDIA PVT LTD





TEA NEWS AROUND THE GLOBE

KOLKATA ORTHODOX / CTC MARKET

SALE NO. 42 – SALE OF 19TH OCTOBER 2023

1. Market Description :

- MARKET WAS FIRM TO AT TIMES TENDING DEARER FOR THE CLEANER, WELL MADE SORTS, FOLLOWING COMPETITION.
- LARGER BROKENS/WHOLE LEAF GRADES WITNESSED MORE DEMAND.
- SECONDARY GRADES MAINTAINED LEVELS AND WERE READILY ABSORBED.
- THE BROWNER, STALKIER SORTS SAW SOME WITHDRAWALS.
- EXPORTERS TO THE MIDDLE EAST AND CIS OPERATED.

	WHOLE LEAF		BROKENS		FANNINGS
	1ST LINE	2ND LINE	LARGER	SMALLER	LEAFY
BEST	300-350+	250-270+	280-320+	260-300+	170-250+
GOOD	255-300	240-250	250-280	230-260	140-160
MEDIUM	230-255	210-240	220-250	190-220	120-140

1. Market description :

- DEMAND- GOOD FOR LEAF AND FAIR FOR DUST.
- GOOD/ BEST ASSAM LEAF GRADES SOLD AT FIRM RATES. REMAINDER WERE AROUND LAST. MOVEMENT AND LEVELS OF ASSAM FANNINGS IMPROVED.
- DOOARS WERE IRREGULAR, PLAINER SORTS WITNESSED BETTER DEMAND.
- LIQUORING DUSTS WERE FIRM, REMAINDER TENDED EASIER AND CONTINUED TO HAVE FAIR WITHDRAWALS.
- CTC LEAF AVERAGES FOR THE SALE IS HIGHER BY Rs.8/- WHILST THE DUSTS AVERAGED LOWER BY Rs.18/-, COMPARED TO THE CORRESPONDING SALE OF 2022.
- WI OPERATED WITH GOOD SUPPORT FROM THE MAJOR BLENDERS, EXPORTERS AND OTHER SECTIONS OF THE TRADE.

2. TOTAL AUCTION WEIGHTED AVERAGE (₹)

	2023-24			2022-23			UPTO SALE - 42		
	SALE - 42	SALE - 41	+/-	SALE - 42	SALE - 41	+/-	2023-24	2022-23	2021-22
CTC	222.43	218.83	3.61	214.63	213.55	1.08	218.51	228.97	213.38
DUST	218.23	220.51	-2.27	236.23	231.34	4.89	228.83	252.42	218.99
TOTAL	221.08	219.36	1.72	220.93	218.86	2.07	221.63	235.54	214.96

SOURCE: PARCON INDIA PVT LTD



UPCOMING AUCTION DETAILS

Auction No.	44		43	
Dates	07 th / 08 th November 2023		31 ST Oct. / 01 ST Nov. 2023	
	No. of Lots	Qty – kg	No. of Lots	Qty – kg
Ex-Estate	641	670,676	636	672,798
Main Sale Total	10,370	4,818,040	10,093	4,643,329
High & Medium	1,579	680,967	1,628	692,740
Low Grown – Leafy	1,883	706,286	1,817	660,569
Low Grown – Semi Leafy	1,736	793,283	1,740	792,530
Low Grown Tippy	1,997	961,668	1,882	898,433
Premium / Flowery	350	58,251	402	65,149
Off Grades	2,276	1,119,013	2,097	1,048,958
Dust	549	498,572	527	484,950
Grand Total	11,011	5,488,716	10,729	5,316,127
Reprints	863	394,509	919	444,162
Total No. of Lots on Offer		11,011	10,729	
Total Quantity on Offer (kg)		5,488,716	5,316,127	



SCHEDULED CLOSING DATES

Auction No.	Date of Sale	Ex-Estate	Main Sale
45	14 th / 15 th November 2023	26/10/2023	26/10/2023
46	21 st / 22 nd November 2023	02/11/2023	02/11/2023
47	28 th / 29 th November 2023	09/11/2023	09/11/2023

PROMPT DATES

Auction No.	Buyers	Sellers
43	07/11/2023	08/11/2023
44	14/11/2023	15/11/2023
45	21/11/2023	22/11/2023



ORDER OF SALE (SALE NO. 43 – 31ST OCTOBER / 01ST NOVEMBER 2023)

Main Sale Order – 1 (Leafy / Semi Leafy / Tippy / Premium / 1A)	Main Sale Order – 2 (H & M / Off Grade / Dust)	Ex-Estate
CEYLON TEA BROKERS PLC	CEYLON TEA BROKERS PLC	CEYLON TEA BROKERS PLC
BARTLEET PRODUCE MARKETING (PVT) LTD	EASTERN BROKERS. LTD.	MERCANTILE PRODUCE BROKERS (PVT) LTD
FORBES & WALKER TEA BROKERS (PVT) LTD	JOHN KEELLS PLC	JOHN KEELLS PLC
EASTERN BROKERS. LTD.	ASIA SIYAKA COMMODITIES PLC.	ASIA SIYAKA COMMODITIES PLC.
MERCANTILE PRODUCE BROKERS (PVT) LTD	MERCANTILE PRODUCE BROKERS (PVT) LTD	FORBES & WALKER TEA BROKERS (PVT) LTD
LANKA COMMODITY BROKERS LTD	FORBES & WALKER TEA BROKERS (PVT) LTD	EASTERN BROKERS. LTD.
ASIA SIYAKA COMMODITIES PLC.	BARTLEET PRODUCE MARKETING (PVT) LTD	BARTLEET PRODUCE MARKETING (PVT) LTD
JOHN KEELLS PLC	LANKA COMMODITY BROKERS LTD	LANKA COMMODITY BROKERS LTD

[DB : HR / SG]



COLOMBO TEA TRADERS' ASSOCIATION

THE OFFICE OF THE CTTA, No. 50, NAVAM MAWATHA, COLOMBO 02.
Telephone: 011 5588848, 5588849; E-mail ; hemaratne@ctta.lk / nisansala@ctta.lk

NOTIFICATION TO THE TRADE

October 24, 2023

SALE OF OUT LOTS

This serves to inform you that the unsold Lots of RPC Marks can be offered as Out Lots to any Buyer, at the next higher bidding slab.

Any Out Lots without a bid cannot be sold after the auction.

This is with effect from Sale No.42.

OFFICE OF THE CTTA
THE COLOMBO TEA TRADERS' ASSOCIATION





“ Spread love everywhere you go. Let no one ever come to you without leaving happier.

– Mother Teresa ”