



TEA MARKET REPORT

JOHN KEELLS PLC

SALE NO.43 – 29TH / 30TH OCTOBER 2024

ORDER OF SALE (SALE NO. 43 – 29TH / 30TH OCTOBER 2024)

Main Sale Order – 1 (Leafy / Semi Leafy / Tippy / Premium / 1A)	Main Sale Order – 2 (H & M / Off Grade / Dust)	Ex-Estate
FORBES & WALKER TEA BROKERS (PVT) LTD	CEYLON TEA BROKERS PLC	FORBES & WALKER TEA BROKERS (PVT) LTD
MERCANTILE PRODUCE BROKERS (PVT) LTD	EASTERN BROKERS. LTD.	ASIA SIYAKA COMMODITIES PLC.
JOHN KEELLS PLC	JOHN KEELLS PLC	JOHN KEELLS PLC
LANKA COMMODITY BROKERS LTD	ASIA SIYAKA COMMODITIES PLC.	MERCANTILE PRODUCE BROKERS (PVT) LTD
ASIA SIYAKA COMMODITIES PLC.	MERCANTILE PRODUCE BROKERS (PVT) LTD	CEYLON TEA BROKERS PLC
EASTERN BROKERS. LTD.	FORBES & WALKER TEA BROKERS (PVT) LTD	LANKA COMMODITY BROKERS LTD
CEYLON TEA BROKERS PLC	BARTLEET PRODUCE MARKETING (PVT) LTD	BARTLEET PRODUCE MARKETING (PVT) LTD
BARTLEET PRODUCE MARKETING (PVT) LTD	LANKA COMMODITY BROKERS LTD	EASTERN BROKERS. LTD.



AUCTION DETAILS

Auction No.	43	
Dates	29 th / 30 th October 2024	
	No. of Lots	Qty – kg
Ex Estate	857	837,193
Main Sale Total	10,751	5,105,285
High & Medium	1,630	715,489
Low Grown - Leafy	1,853	705,463
Low Grown - Semi Leafy	1,749	767,310
Low Grown Tippy	2,195	1,071,970
Premium / Flowery	396	57,864
Off Grades	2,349	1,279,975
Dust	579	507,214
Grand Total	11,608	5,942,478
Reprints	997	497,625
Total No. of Lots Offered	11,608	
Total Quantity Offered (kg)	5,942,478	

PROMPT DATES

Auction No.	Buyers	Sellers
43	05/11/2024	06/11/2024

COMMENTS



Global tea auction centres around the world experienced selective and irregular demand in the past week. Improved quality teas were keenly sought after whilst the below best and plainer varieties were neglected.

This week, 0.83Mkg of Ex- Estate teas on offer met with lower demand. Select Best Western High Grown BOPs were lower, whilst the below best and plainer varieties were substantially easier following quality. Select Best Western High Grown BOPFs, eased from last weeks levels, the below best and plainer sorts too were easier with a large volume remaining unsold. Nuwara Eliya BOPs met with fair demand, the BOPFs mostly remained unsold. Uda Pussellawa BOPs/BOPFs declined with a large volume remaining unsold. Uva BOPs barely maintained, the BOPFs were firm to easier. Low Grown CTC BP1s were easier, the High and Medium sorts were irregular. Low Grown CTC PF1s declined from last week's levels, the High and Medium sorts too were lower with a large volume remaining unsold.

The 2.5Mkg of Low Grown teas on offer met with lower demand. In the Leafy segment, Well-made OPs/OPAs were firm to marginally lower, others were firm. OP1s were lower to last. BOP1s were firm on last. PEKOE1s were firm to easier. In the Small Leaf segment, FBOPs were lower to last. FF1s declined from last levels. The BOPF.SP, BOPF, BOP.SP and BOP grades were firm on last levels. FF varieties were marginally lower. Premium flowery teas gained selectively.

Turkey, Russia and the C.I.S countries lent fair support. Libya and Iraq were active.





MARKET DESCRIPTION

Western Teas

Select best Western High Grown BOPs declined by Rs.50/- to Rs.100/- and more, below best and plainer sorts too were easier by Rs.50/- to Rs.80/-. Select best Western High Grown BOPFs declined by Rs.50/- to Rs.100/- and more, below best and plainer varieties too were easier by Rs.50/- to Rs.80/- with a number of invoices remaining unsold due to a lack of suitable bids. Medium BOPs were easier by Rs.50/- to Rs.80/-, the BOPFs too declined by Rs.20/- to Rs.50/-.

Nuwara Eliya Teas

BOPs met with fair demand, however the BOPFs mostly remained unsold.

Uva Teas

Uva BOPs barely maintained, the BOPFs were firm to a little easier at times. Uda Pussellawa BOPs declined by Rs.40/- to Rs.60/-, the BOPFs too were easier by Rs.50/- to Rs.100/- with a large number of invoices remaining unsold.

CTC Teas

Low Grown CTC BP1s eased from last levels, the High and Medium sorts too were irregularly easier. Low Grown CTC PF1s eased Rs.50/- to Rs.80/-, the High and Medium sorts were irregularly easier with a number of invoices remaining unsold.

QUOTATIONS

	BOP – RS.	BOPF – RS.
Good Westerns	1260 – 1480	1260 – 1320
Average Westerns	1100 – 1220	1160 – 1240
Plainer Westerns	1040 – 1080	1100 – 1140
Western Mediums	750 – 1650	750 – 1200
Uva Teas	1200 – 1380	1180 – 1360
Nuwara Eliya Teas	NQ	NQ
Uda Pussellawa Teas	1040 – 1160	1060 – 1200
CTC (BP1 and PF1)	670 – 1200	720 – 1500





MARKET DESCRIPTION

Low Grown

Select best OP1s met with fair demand, other well twisted, OP1s were firm to easier, below best sorts declined marginally, secondaries met with lower demand. Select best OPs were firm on last, best types were irregular, below best sorts attracted fair demand, however at lower levels. Well-made OPAs were firm, best and below best types met with irregular demand, poor secondaries were lower to last. All BOP1s were firm on last. Well-made Pekoes met with irregular demand, others were lower to last. Shotty Pekoe1s were selectively dearer, others met with fair demand.

All BOPs firm on last levels. BOP.SP.s and BOPF.SP.s met with irregular demand. BOPF.s were lower to last. Few select best FBOPF1s were firm on last, others were firm to easier. Better twisted FBOPs were firm, bolder types were lower to last. Tippy FBOPF varieties were firm to last, others were irregular. Premium Flowery teas met with fair demand.

Off Grades

Select best and best Fgs1s were firm to lower by Rs.30/- to Rs.50/- and more towards the closure, below best and poorer sorts maintained on last levels. Select best and best BM.s were firm on last levels, below best and poorer types were lower by Rs.20/- to Rs.40/-. Select best and best BP.s depreciated by Rs.20/- to Rs.40/- and more towards the closure, below best and poorer varieties were lower by Rs.40/- to Rs.60/-. Select best BOP1A.s were lower by Rs.20/- to Rs.40/-, best types maintained on last levels, below best types were lower by Rs.20/- to Rs.40/-, whilst poorer types were lower by Rs.40/- to Rs.60/-.

Dust

Select best and best Dust1s were firm, below best and plainer varieties declined by Rs.40/- to Rs.60/-, poorer types were firm to lower. Select best and best High and Medium CTC.s were dearer by Rs.40/-, below best types were firm, poorer types were easier by Rs.20/-. Low Grown CTC.s were dearer by Rs.50/- to Rs.80/-. Low Grown Dust/ Dust1s were firm.



QUOTATIONS

	Select Best	Best	Below Best	Others
LIQUORING				
DUST-1	1350.00 - 1700.00	1180.00 - 1340.00	1000.00 - 1170.00	720.00 - 990.00
OFF GRADES				
FGS1	1080.00 - 1260.00	1020.00 - 1070.00	800.00 - 1010.00	530.00 - 790.00
FGS	850.00 - 1000.00	770.00 - 840.00	700.00 - 760.00	550.00 - 690.00
LOW GROWNS				
FBOPF / FFSP / FFEXSP	4500.00 - 4900.00	3000.00 - 3500.00	2700.00 - 2700.00	1000.00 - 1100.00
BOP	2000.00 - 2300.00	1500.00 - 1600.00	1200.00 - 1250.00	900.00 - 950.00
BOPSP	1900.00 - 2250.00	1700.00 - 1800.00	1350.00 - 1500.00	900.00 - 1000.00
BOPF	1600.00 - 1900.00	900.00 - 1000.00	850.00 - 900.00	800.00 - 850.00
FBOPF1	1700.00 - 1850.00	1450.00 - 1500.00	1200.00 - 1300.00	900.00 - 950.00
FBOP	2200.00 - 2400.00	1550.00 - 1600.00	1250.00 - 1300.00	900.00 - 950.00
BOP1	2350.00 - 3150.00	1950.00 - 2300.00	1100.00 - 1460.00	850.00 - 1080.00
OP1	2800.00 - 3250.00	2400.00 - 2750.00	1360.00 - 2000.00	850.00 - 1340.00
OP	1600.00 - 1700.00	1400.00 - 1550.00	1200.00 - 1340.00	800.00 - 1180.00
OPA	1500.00 - 1950.00	1220.00 - 1460.00	1060.00 - 1180.00	800.00 - 1040.00
PEKOE	1420.00 - 2250.00	1300.00 - 1400.00	1180.00 - 1280.00	800.00 - 1160.00
PEKOE1	1600.00 - 2350.00	1400.00 - 1550.00	1260.00 - 1380.00	850.00 - 1240.00
DUST / DUST1	1050.00 - 1400.00	900.00 - 1040.00	730.00 - 890.00	650.00 - 720.00



EXCHANGE RATES

The average rates currencies quoted on 30th October 2024 at 9.30 a.m. by Commercial Banks in Colombo for Telegraphic Transfers (TT).

CURRENCY	BUY RATE	SELL RATE
USD	289.06	298.14
EURO	311.201	324.15
GBP	374.51	389.18



- **Top Prices**
- **Colombo Auction Averages**
- **All Brokers Private Sale Figures**



TOP PRICES (SALE NO. 43 – 29TH / 30TH OCTOBER 2024)

WESTERN HIGH			
BOP		Ingestre	1420.00
BOPSP		Bearwell	1400.00
BOPF/BOPFSP		Tillyrie	1320.00
		Alton	1320.00
FBOP/FBOP1	*	Fairlawn	1800.00
FBOPF/FBOPF1		Bogahawatte	1440.00
		Glenloch	1440.00
BOP1	*	Venture	1650.00
OP/OPA	*	Fairlawn	1200.00
OP1		Torrington	1480.00
PEKOE/PEKOE1	*	Fairlawn	1600.00

UVA HIGH			
BOP	*	Nayabedde	1380.00
BOPSP		Ellathota Uva	1140.00
BOPF/BOPFSP	*	Nayabedde	1360.00
FBOP/FBOP1	*	Aislaby	1500.00
FBOPF/FBOPF1		Oodoowerre	1420.00
BOP1		Needwood Super	1380.00
OP/OPA		Craig	1220.00
OP1	*	Glenanore	1500.00
PEKOE/PEKOE1		Craig	1500.00
		Ellathota Uva	1500.00
		Spring Valley	1500.00
		Battawatte	1500.00

NUWARA ELIYA			
BOP	*	Lovers Leap	1480.00
BOPSP		-	
BOPF/BOPFSP		Court Lodge	1040.00
FBOP/FBOP1	*	Lovers Leap	1700.00
OP/OPA	*	Lovers Leap	980.00
PEKOE/PEKOE1	*	Lovers Leap	1180.00

WESTERN MEDIUM			
BOP		Harangalla	1650.00
		Ancoombra	1650.00
BOPSP	*	Nayapane	1550.00
BOPF/BOPFSP		Ancoombra	1300.00
FBOP/FBOP1		Harangalla	1700.00
FBOPF/FBOPF1		Dartry Valley	1600.00
BOP1		Craighead	1750.00
OP/OPA		Uplands	1280.00
		Orange Field	1280.00
OP1		Craighead	1950.00
PEKOE/PEKOE1		Meezan	1800.00

UVA MEDIUM			
BOP		Halpewatta Uva	1380.00
BOPSP		Demodera 'S'	1360.00
		Halpewatta Uva	1360.00
		Roseland Uva	1360.00
BOPF/BOPFSP		Roseland Uva	1380.00
FBOP/FBOP1		Aruna Passara	1600.00
FBOPF/FBOPF1		Demodera 'S'	1500.00
BOP1		Dickwella	1550.00
		Roseland Uva	1550.00
OP/OPA		Shawlands	1240.00
OP1		Telbedde	1650.00
PEKOE/PEKOE1		Misty-Uva	1700.00

CTC LOW			
PF1	*	Hingalgoda CTC	1500.00
BP1		Nelunwatta CTC	840.00
BPS		Danwatta CTC	720.00
OF	**	Peakwatta CTC	770.00

UDA PUSSELLAWA			
BOP	*	Mooloya	1160.00
BOPSP		-	
BOPF/BOPFSP		Mooloya	1200.00
FBOP/FBOP1		Maha Uva	1340.00
FBOPF/FBOPF1		Alma	1400.00
BOP1		-	
OP/OPA		Maha Uva	1140.00
OP1		Maha Uva	1360.00
PEKOE/PEKOE1		Alma	1750.00

CTC HIGH			
PF1	*	Dunsinane CTC	1220.00
BP1	*	Florence CTC	850.00
BPS		-	
OF		-	

CTC MEDIUM			
PF1	*	New Peacock CTC	1240.00
BP1	*	Delta CTC	1200.00
BPS		Ancoombra CTC	720.00
OF		-	



TOP PRICES (SALE NO. 43 – 29TH / 30TH OCTOBER 2024)

LOW			
BOP		Lions	2400.00
BOPSP		Rajjuruwatta Super	2250.00
BOPF		Hidellana	2000.00
BOPFSP		Rajjuruwatta Super	2350.00
FBOP		Sithaka	2600.00
		New Batuwangala	2600.00
		Hedigalla	2600.00
FBOP1	*	Halwitigala S.H.	1950.00
FBOPF		Sithaka	1800.00
FBOPF1		Pothotuwa	1850.00
		Gunawardena	1850.00
BOP1		Makandura	3150.00
OP1		Makandura	3250.00
OP		Andaradeniya	1700.00
		Green Lanka	1700.00
		Rotumba	1700.00
	*	Berubeula	1650.00
OPA		Dampahala	1950.00
		Miriswatte	1950.00
PEKOE		Lumbini	2250.00
PEKOE1		New Batuwangala	2350.00

**** MORE THAN ONE TOP PRICE OBTAINED**
*** TEAS SOLD BY JOHN KEELLS PLC**
+ ALL TIME RECORD PRICE
++ ALL TIME RECORD PRICE EQUALED

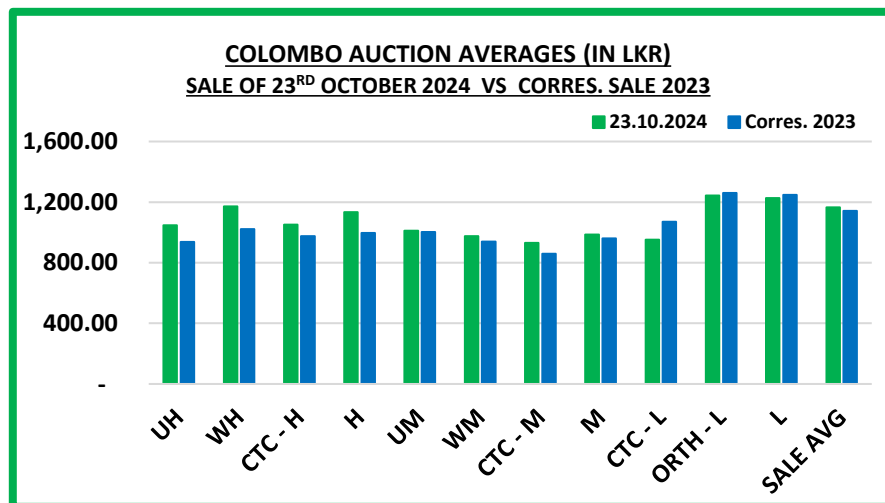
PREMIUM			
FBOPFSP		New Nivithigala	4800.00
	*	Lumbini	4100.00
		Fortune	4100.00
FBOPFEXSP		Bulathsinghala Tea	4950.00
FBOPFEXSP1		Kamarangapitiya	4800.00

DUST			
DUST1		Mattakelle	1600.00
P.DUST		Ceciliyan CTC	1440.00

OFF GRADES			
FNGS/FNGS1	*	Clydesdale	1260.00
	*	Wattegodde	1240.00
	*	Wanarajah	1220.00
PFNGS	*	Hingalgoda CTC	1380.00
BM		Wathurawila	1120.00
	*	Kiruwanaaganga	980.00
	*	Arbour Valley	960.00
BP		Co-op Cola	1220.00
BOP1A		Aldora	1460.00

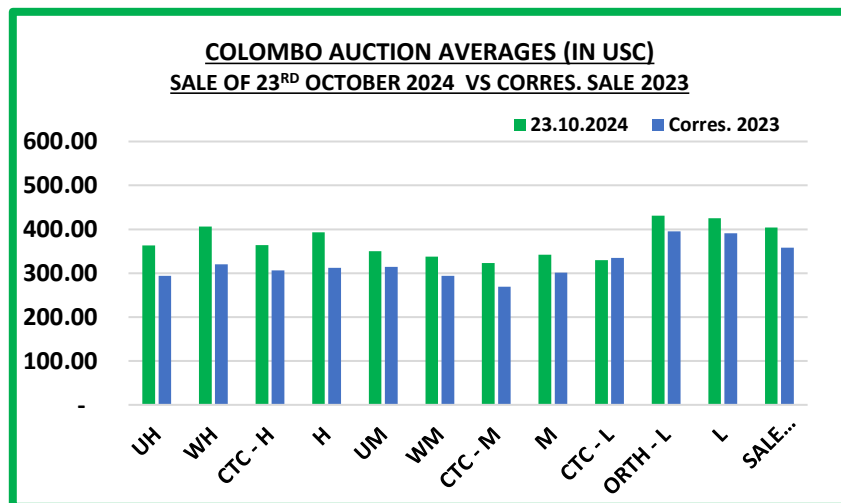


COLOMBO AUCTION AVERAGES



	Sale of 16/10/2024 In LKR	Sale of 23/10/2024 In LKR	Corres. 2023 In LKR
Uva High Grown	1050.30	1046.85	937.43
Western High Grown	1195.78	1172.18	1022.01
CTC High Grown	1071.92	1051.54	975.75
Summary of High Grown	1148.92	1133.24	995.88
Uva Medium Grown	1052.75	1011.08	1002.22
Western Medium Grown	995.84	974.78	939.98
CTC Medium Grown	944.52	932.10	860.31
Summary of Medium Grown	1014.94	986.14	961.22
CTC Low Grown	952.37	953.10	1069.96
Orthodox Low Grown	1278.58	1243.93	1260.89
Summary of Low Grown	1258.41	1226.42	1247.69
TOTAL SALE AVERAGE	1192.12	1165.54	1142.89

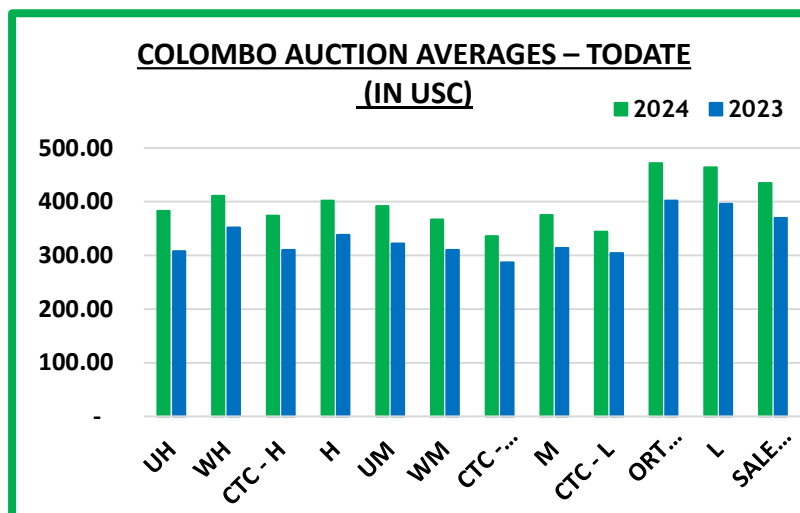
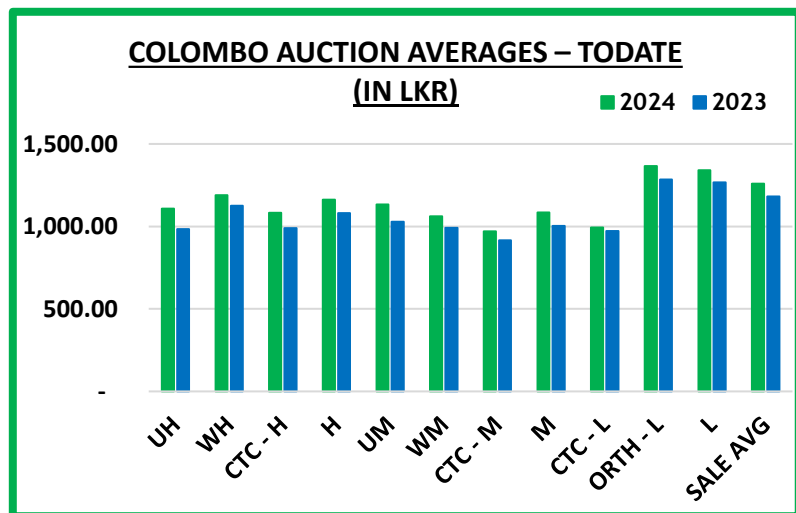
COLOMBO AUCTION AVERAGES



	Sale of 16/10/2024 In USC	Sale of 23/10/2024 In USC	Corres. 2023 In USC
Uva High Grown	364	363	294
Western High Grown	414	406	320
CTC High Grown	371	364	306
Summary of High Grown	398	393	312
Uva Medium Grown	364	350	314
Western Medium Grown	345	338	294
CTC Medium Grown	327	323	269
Summary of Medium Grown	351	342	301
CTC Low Grown	330	330	335
Orthodox Low Grown	443	431	395
Summary of Low Grown	436	425	391
TOTAL SALE AVERAGE	413	404	358



COLOMBO AUCTION AVERAGES



January to Date (Sale No.42)	2024 LKR	2023 LKR	2024 USC	2023 USC
Uva High Grown	1107.24	983.80	383	308
Western High Grown	1190.12	1125.13	411	352
CTC High Grown	1082.76	990.10	374	310
Summary of High Grown	1163.15	1080.56	402	338
Uva Medium Grown	1133.33	1028.47	392	322
Western Medium Grown	1061.54	990.93	367	310
CTC Medium Grown	970.69	916.82	336	287
Summary of Medium Grown	1085.09	1002.71	375	314
CTC Low Grown	994.13	971.40	344	304
Orthodox Low Grown	1365.21	1283.80	472	402
Summary of Low Grown	1341.63	1266.14	464	396
TOTAL SALE AVERAGE	1259.60	1182.36	435	370



COLOMBO AUCTION AVERAGES

FROM 01 ST TO 23 RD OCTOBER 2024	LKR
Uva High Grown	1068.07
Western High Grown	1190.75
Summary of High Grown	1149.14
Uva Medium Grown	1078.02
Western Medium Grown	1009.05
Summary of Medium Grown	1030.66
Summary of Low Grown	1255.73
TOTAL SALE AVERAGE	1193.55



ALL BROKERS PRIVATE SALE FIGURES (FOR THE PERIOD – 21ST TO 26TH OCTOBER 2024)

	WEEKLY	TODATE
High & Medium	78,492.10	2,957,297.90
Low	13,383.00	716,609.50
Green Tea	24,947.50	1,590,589.00
Organic Tea	4,754.00	343,263.00
BMF	128,900.00	1,946,304.00
Direct Sales	-	-
Forward Contract	49,550.00	2,085,286.00





- **Crop and Weather**
- **Crop Figures**
- **Tea News**

CROP AND WEATHER - FOR THE PERIOD OF – 21ST TO 27TH OCTOBER 2024



Western

Bright mornings with occasional evening showers were recorded in Dickoya, Talawakelle and Agarapatana.



Nuwara Eliya

Kandapola and Nuwara Eliya districts reported bright weather with occasional rainfall throughout the week.



Uva

Haputale reported bright mornings with occasional showers, whilst Lunugala and Badulla districts reported bright mornings with dull weather during the evening.



Low Grown

Bright weather with occasional rainfall was reported in Rathnapura, whilst Deniyaya and Galle district reported rainfall throughout the week.



Crop

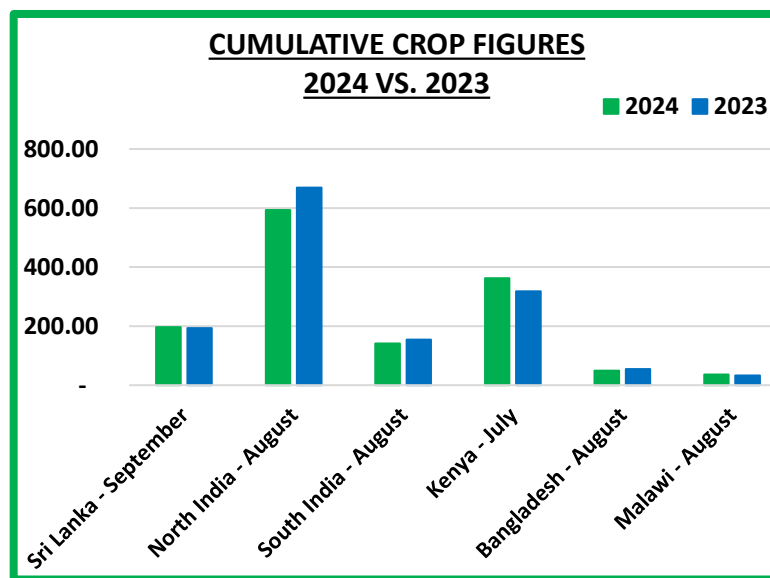
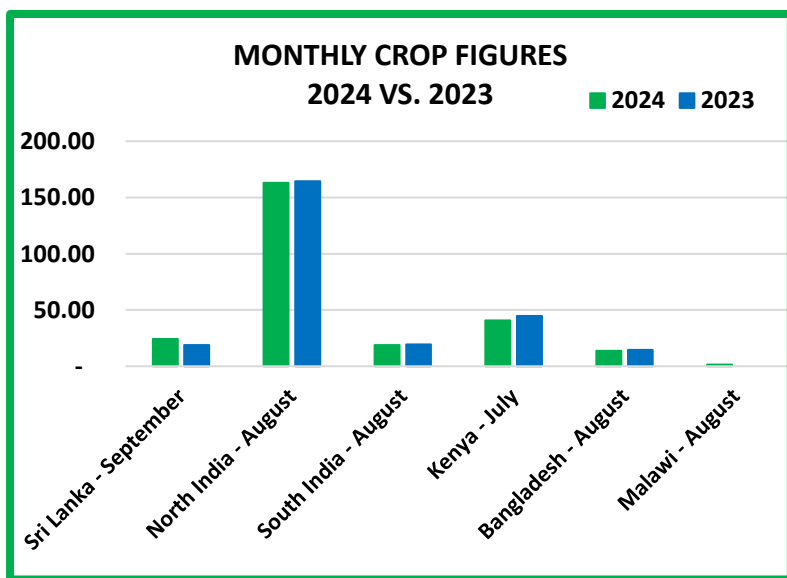
Crop intake is low.



CROP FIGURES OF MAJOR PRODUCING & EXPORTING COUNTRIES

Country	Month	2024	2023	Cumulative + Inc. / Dec.	Cumulative	2024	2023	Cumulative + Inc. / Dec.
Sri Lanka	September	24.13	18.90	+ 5.23	Upto September	196.21	193.49	+ 2.72
North India	August	162.99 (E)	164.55	- 1.56	Upto August	593.11(E)	668.65	- 75.54
South India	August	18.72(E)	19.28	- 0.56	Upto August	141.43(E)	153.83	- 12.40
Kenya	July	40.82	44.69	- 3.87	Upto July	361.91	318.34	+ 43.57
Bangladesh	August	13.80	14.50	- 0.70	Upto August	49.50	54.70	- 5.20
Malawi	August	1.59	0.88	0.71	Upto August	36.37	32.67	3.70

(E) - Estimated



TEA NEWS AROUND THE GLOBE



MOMBASA MARKET

SALE NO. 44 – SALE OF 28TH / 29TH OCTOBER 2024

Fair general demand prevailed for the 173,980 packages (11,777,673.00 kilos) on offer; 46.45% was unsold.

MARKETS

Bazaar showed more support while **Pakistan Packers** were active but at lower levels. There was more interest from **Afghanistan** with **Yemen** and **other Middle Eastern countries** showing good enquiry at lower rates. **Kazakhstan** and **other CIS states** were strong while **UK** maintained interest. **Egyptian Packers** reduced support while **Russia** were less active. **Sudan** and **South Sudan** showed more interest with **China** maintaining enquiry. **Local Packers** showed more enquiry with **Somalia** continuing active at the lower end of the market.

OFFERINGS

Leaf Grades	-	103,040 packages (6,844,869.00 kilos) – 53.77% unsold.
Dust Grades	-	53,200 packages (3,990,152.00 kilos) – 42.56% unsold.
Secondary Grades	-	17,740 packages (960,392.00 kilos) – 15.67% unsold.

LEAF GRADES (M2 & M3)

BP1:

Best – Were a strong feature appreciating by up to USC66 with selected teas gaining USC106 and USC108.

Brighter – Dearer by up to USC83.

Mediums – KTDA mediums were irregular varying between firm to dearer by up to USC39 to easier by up to USC34; plantation mediums were well competed for and advanced by up to USC63.

Lower Medium – Varied between steady to USC45 above previous levels to easier by up to USC9.

Plainer – Ranged between firm to USC3 dearer to easier by up to USC10.

PF1:

Best – Steady to USC14 dearer but a few teas lost up to USC25.

Brighter – Firm to USC14 dearer .

Mediums – KTDA mediums were steady to USC19 above last rates while plantation mediums were easier by up to USC24.

Lower Medium – Were firm to dearer by up to USC15.

Plainer – Steady to USC16 below previous prices.

DUST GRADES (M1)

PDUST:

Best – Varied between firm to USC9 dearer with selected invoices appreciating by up to USC47 to easier by up to USC16.

Brighter – Saw some teas appreciating by up to USC11 with select lines gaining USC22 and USC29 while others eased by up to USC8.

Mediums – KTDA mediums were firm to USC25 easier while plantation mediums shed up to USC19.

Lower Medium – Mostly lost by up to USC16, a few lines however gained by a similar margin.

Plainer – Saw irregular activity and ranged between mainly easier by up to USC16 to dearer by up to USC28 for a few lines.



TEA NEWS AROUND THE GLOBE



MOMBASA MARKET – Continued ;

DUST1:

Best – Irregular varying between firm to USC6 dearer to mostly easier by up to USC23.

Brighter – Were easier by up to USC24 with only a few teas steady to USC8 above last levels.

Mediums – KTDA mediums lost up to USC20 with a number of invoices neglected while plantation mediums were irregularly easier by up to USC26.

Lower Medium – Steady to USC13 below previous prices.

Plainer – Firm to easier by up to USC11 but select lines gained up to USC16.

SECONDARY GRADES (\$1)

In the Secondary Catalogues, best **BPs** appreciated with others steady while **PFs** were firm. Clean well sorted coloury **Fannings** tended dearer while **similar DUSTs** were steady. **Other Fannings** held value with **DUSTs** firm. **BMFs** were well absorbed.

QUOTATIONS	BROKENS	FANNINGS
Best	300 – 712	305 – 423
Good	259 – 396	295 – 328
Good Medium	265 – 378	298 – 319
Medium (KTDA)	200 – 281	200 – 279
Medium (Plantations)	126 – 243	140 – 218
Lower Medium	117 – 192	122 – 169
Plainer	085 – 120	065 – 142

AUCTION	KENYA 2023 \$	KENYA 2024 \$	TOTAL 2023 \$	TOTAL 2024 \$
42	2.22	2.21	2.10	2.07
43	2.20	2.21	2.05	2.11
44	2.23	2.28	2.07	2.16

SOURCE : AFRICA TEA BROKERS LTD.



TEA NEWS AROUND THE GLOBE



CHITTAGONG MARKET

SALE NO. 25 – 28TH OCTOBER 2024

CTC LEAF: 57,231 packages of tea on offer met with a fairly good demand.

BROKENS: Good liquoring Brokens were a good market particularly the smaller varieties which were about steady. Medium types continued to meet with a good demand and sold around last in line with quality. Plainer varieties met with a fair demand but were easier with fair withdrawals. BLF teas were again a very selective market with heavier withdrawals.

FANNINGS: Good liquoring Fannings met with a good demand and were generally firm. Medium varieties met with a fairly good demand and were a little easier in line with quality. Plainer teas met with less demand with quite fair withdrawals. BLF teas were again a very selective market with heavier withdrawals.

DUST: 12,012 packages of tea on offer met with an improved demand. Good liquoring Dusts sold well at around last levels. Mediums sold well around last levels with a few withdrawals. Plain and BLF Dusts were a fair market with some withdrawals. Blenders lent strong support with fair interest from the Loose tea buyers.

COMMENTS: There was a good demand which mostly emanated from the Blenders who operated in fairly good strength. Loose tea buyers were less active resulting in less competition. Withdrawals were a little higher this week.

CDs were a strong feature of the sale.

Our Catalogue: (Sale 25) Avg : Tk 218.65, Sold 73.07% , (Sale 24) Avg : Tk 225.14, Sold 76.90%

Quotations – This Week – (In Taka)

Brokens	This Week	Last Week	Fannings	This week	Last Week	Dust	This week	Last Week
Best	230-235	230-235	Best	230-235	230-235	PD	185-281	180-278
Good	220-225	225-230	Good	220-225	225-230	RD	185-310	160-317
Medium	200-210	200-215	Medium	200-215	205-215	D	177-299	175-326
Plain	160-180	165-180	Plain	160-180	165-180	CD	205-284	184-406
BLF	160 nom	160-165 nom	BLF	160 nom	160-165 nom	BLF	160	160

Exchange Rates 28th October 2024 Sterling Pound 152.7726 Dollar: Tk. 119.0000

SOURCE : NATIONAL BROKERS LTD



TEA NEWS AROUND THE GLOBE



SILIGURI MARKET

SALE NO. 43 – 25TH OCTOBER 2024.

1. MARKET DESCRIPTION :

- DEMAND – GOOD FOR DUST AND FAIR FOR LEAF.
- PRICES EASED FOR ALL SORTS.
- INTERNAL BUYERS WERE MAINSTAY WITH GOOD SUPPORT FROM MAJOR BLENDERS. EXPORTERS OPERATED SELECTIVELY.
- A NOTICEABLE INCREASE IN PERCENTAGE SEEN THIS WEEK FOR PRICE RANGE RS. 180-190, WHEN COMPARED TO LAST WEEK.

2. TOTAL AUCTION WEIGHTED AVERAGE (₹)

	2024-25			2023-24			UPTO SALE - 43		
	SALE - 43	SALE - 42	+/-	SALE - 43	SALE - 42	+/-	2024-25	2023-24	2022-23
LEAF	216.19	224.32	-8.13	DROPPED	169.15	-169.15	210.50	171.05	188.25
DUST	214.67	220.35	-5.68	DROPPED	154.09	-154.09	208.06	166.22	182.00
TOTAL	216.01	223.79	-7.78	DROPPED	167.41	-167.41	210.20	170.49	187.52

SOURCE: PARCON INDIA PVT LTD

GUWAHATI MARKET

SALE NO. 43 – 25TH OCTOBER 2024.

1. MARKET DESCRIPTION :

- DEMAND- FAIR.
- BRIGHTER LIQUORING TEAS AND BETTER MEDIUMS WERE IRREGULARLY EASIER.
- THE MEDIUM AND PLAINER QUALITY SOLD BARELY AROUND LAST.
- THE PREMIUM DUSTS WERE WELL COMPETED FOR HOWEVER TENDED EASIER. MEDIUM AND PLAINER DUSTS SOLD AROUND LAST.
- MAJOR BLENDERS OPERATED WITH SUPPORT FROM WI AND INTERNAL BUYERS.
- EXPORTERS LENT FAIR SUPPORT.

2. TOTAL AUCTION WEIGHTED AVERAGE (₹)

	2024-25			2023-24			UPTO SALE - 43		
	SALE - 43	SALE - 42	+/-	SALE - 43	SALE - 42	+/-	2024-25	2023-24	2022-23
CTC	247.21	250.02	-2.81	DROPPED	192.99	-192.99	257.89	203.59	205.20
DUST	250.42	256.33	-5.91	DROPPED	185.83	-185.83	247.43	197.12	204.94
TOTAL	248.34	252.30	-3.96	DROPPED	191.17	-191.17	254.28	201.72	205.13

SOURCE: PARCON INDIA PVT LTD



TEA NEWS AROUND THE GLOBE



KOLKATA ORTHODOX / CTC MARKET

SALE NO. 43 – 25TH OCTOBER 2024

1. MARKET DESCRIPTION :

- GOOD DEMAND.
- GOOD/ BEST SORTS SAW IMPROVED PARTICIPATION & GENERALLY MAINTAINED LAST LEVELS.
- MEDIUM VARIETIES WERE IRREGULAR AROUND LAST TO AT TIMES EASIER FOLLOWING QUALITY, PARTICULARLY THE BROKENS AND FANNINGS.
- CLEANER SECONDARIES ELICITED USEFUL ENQUIRY, WHILE THE STALKIER ONES WITNESSED SOME WITHDRAWALS.
- EXPORTERS TO THE MIDDLE EAST AND CIS OPERATED WITH SOME ENQUIRY FROM HUL, TCPL AND THE LOCAL TRADE.

2. TOTAL AUCTION WEIGHTED AVERAGE (₹)

	WHOLE LEAF		BROKENS		FANNINGS
	1ST LINE	2ND LINE	LARGER	SMALLER	LEAFY
BEST	430-480+	400-430	340-380+(N)	330-360+(N)	NQ
GOOD	380-420+	370-400	310-340	290-330	180-230+
MEDIUM	340-370+	310-350+	270-300+	240-280+	140-170

1. MARKET DESCRIPTION :

- DEMAND - GOOD FOR BOTH LEAF AND DUST
- LEVELS FOR ALL ASSAMS WERE IRREGULAR AND EASIER.
- DOOARS ESTATES AND GOOD BOUGHT LEAF WERE AROUND LAST TO AT TIMES LOWER, ALTHOUGH THE COMMON/PLAINER VARIETIES SAW FAIR WITHDRAWALS
- FANNINGS CONTINUED TO ELICIT FAIR DEMAND
- THE BETTER MEDIUM/MEDIUM DUSTS VARIETIES WERE FIRM, WHILE THE REMAINDER FOLLOWED A SIMILAR TREND
- MAJOR BLENDERS WERE THE MAINSTAY WITH FAIR SUPPORT FROM WESTERN INDIA, EXPORTERS AND LOCAL DEALERS

2. TOTAL AUCTION WEIGHTED AVERAGE (₹)

	2024-25			2023-24			UPTO SALE - 43		
	SALE - 43	SALE - 42	+/-	SALE - 43	SALE - 42	+/-	2024-25	2023-24	2022-23
CTC	264.26	264.17	0.09	DROPPED	222.43	-222.43	270.31	218.51	228.15
DUST	280.31	281.64	-1.33	DROPPED	218.23	-218.23	295.78	228.83	251.64
TOTAL	270.40	270.94	-0.54	DROPPED	221.08	-221.08	279.93	221.63	234.74

SOURCE: PARCON INDIA PVT LTD



UPCOMING AUCTION DETAILS

Auction No.	45		44	
Dates	11 th / 12 th November 2024		05 th / 06 th November 2024	
	No. of Lots	Qty – kg	No. of Lots	Qty – kg
Ex-Estate	800	779,085	860	845,899
Main Sale Total	10,036	4,636,749	11,042	5,234,070
High & Medium	1,440	611,003	1,580	692,571
Low Grown – Leafy	1,802	663,764	1,950	725,974
Low Grown – Semi Leafy	1,635	697,763	1,743	763,018
Low Grown Tippy	1,934	897,544	2,203	1,070,064
Premium / Flowery	345	47,547	321	46,161
Off Grades	2,302	1,215,842	2,616	1,369,250
Dust	578	503,286	629	567,032
Grand Total	10,836	5,415,834	11,902	6,079,969
Reprints	1,207	600,144	1,063	505,267
Total No. of Lots on Offer	10,836		11,902	
Total Quantity on Offer (kg)	5,415,834		6,079,969	



SCHEDULED CLOSING DATES

Auction No.	Date of Sale	Ex-Estate	Main Sale
46	19 th / 20 th November 2024	01/11/2024	01/11/2024
47	26 th / 27 th November 2024	07/11/2024	07/11/2024
48	03 rd / 04 th December 2024	14/11/2024	14/11/2024

PROMPT DATES

Auction No.	Buyers	Sellers
44	12/11/2024	13/11/2024
45	19/11/2024	20/11/2024
46	26/11/2024	27/11/2024



ORDER OF SALE (SALE NO. 44 – 05TH / 06TH NOVEMBER 2024)

Main Sale Order – 1 (Leafy / Semi Leafy / Tippy / Premium / 1A)	Main Sale Order – 2 (H & M / Off Grade / Dust)	Ex-Estate
MERCANTILE PRODUCE BROKERS (PVT) LTD	EASTERN BROKERS. LTD.	ASIA SIYAKA COMMODITIES PLC.
JOHN KEELLS PLC	JOHN KEELLS PLC	JOHN KEELLS PLC
LANKA COMMODITY BROKERS LTD	ASIA SIYAKA COMMODITIES PLC.	MERCANTILE PRODUCE BROKERS (PVT) LTD
ASIA SIYAKA COMMODITIES PLC.	MERCANTILE PRODUCE BROKERS (PVT) LTD	CEYLON TEA BROKERS PLC
EASTERN BROKERS. LTD.	FORBES & WALKER TEA BROKERS (PVT) LTD	LANKA COMMODITY BROKERS LTD
CEYLON TEA BROKERS PLC	BARTLEET PRODUCE MARKETING (PVT) LTD	BARTLEET PRODUCE MARKETING (PVT) LTD
BARTLEET PRODUCE MARKETING (PVT) LTD	LANKA COMMODITY BROKERS LTD	EASTERN BROKERS. LTD.
FORBES & WALKER TEA BROKERS (PVT) LTD	CEYLON TEA BROKERS PLC	FORBES & WALKER TEA BROKERS (PVT) LTD

[RR : HR / SG]





“

Don't be pushed around by the fears in your mind. Be led by the dreams in your heart.”

– *Roy T. Bennett.*

”