



TEA MARKET REPORT

JOHN KEELLS PLC

SALE NO.46 – 19TH / 20TH NOVEMBER 2024

ORDER OF SALE (SALE NO. 46 – 19TH / 20TH NOVEMBER 2024)

Main Sale Order – 1 (Leafy / Semi Leafy / Tippy / Premium / 1A)	Main Sale Order – 2 (H & M / Off Grade / Dust)	Ex-Estate
LANKA COMMODITY BROKERS LTD	ASIA SIYAKA COMMODITIES PLC.	MERCANTILE PRODUCE BROKERS (PVT) LTD
ASIA SIYAKA COMMODITIES PLC.	MERCANTILE PRODUCE BROKERS (PVT) LTD	CEYLON TEA BROKERS PLC
EASTERN BROKERS. LTD.	FORBES & WALKER TEA BROKERS (PVT) LTD	LANKA COMMODITY BROKERS LTD
CEYLON TEA BROKERS PLC	BARTLEET PRODUCE MARKETING (PVT) LTD	BARTLEET PRODUCE MARKETING (PVT) LTD
BARTLEET PRODUCE MARKETING (PVT) LTD	LANKA COMMODITY BROKERS LTD	EASTERN BROKERS. LTD.
FORBES & WALKER TEA BROKERS (PVT) LTD	CEYLON TEA BROKERS PLC	FORBES & WALKER TEA BROKERS (PVT) LTD
MERCANTILE PRODUCE BROKERS (PVT) LTD	EASTERN BROKERS. LTD.	ASIA SIYAKA COMMODITIES PLC.
JOHN KEELLS PLC	JOHN KEELLS PLC	JOHN KEELLS PLC



AUCTION DETAILS

Auction No.	46	
Dates	19 th / 20 th November 2024	
	No. of Lots	Qty – kg
Ex Estate	731	699,978
Main Sale Total	10,648	4,939,688
High & Medium	1,500	641,045
Low Grown - Leafy	1,917	700,044
Low Grown - Semi Leafy	1,711	732,609
Low Grown Tippy	2,141	1,033,836
Premium / Flowery	384	54,577
Off Grades	2,432	1,292,813
Dust	563	484,764
Grand Total	11,379	5,639,666
Reprints	1,067	573,170
Total No. of Lots Offered	11,379	
Total Quantity Offered (kg)	5,639,666	

PROMPT DATES

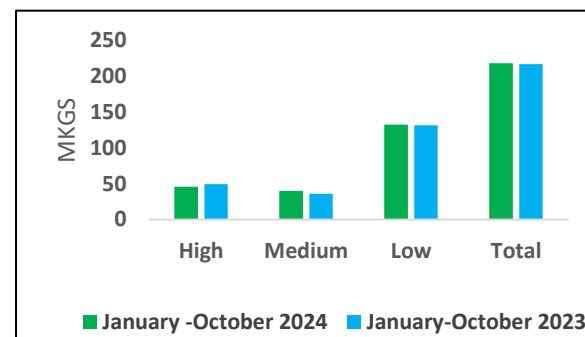
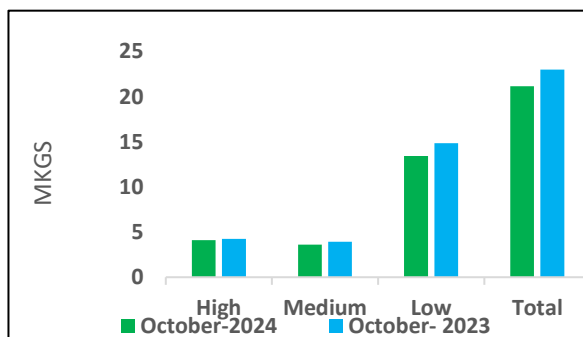
Auction No.	Buyers	Sellers
46	26/11/2024	270/11/2024

COMMENTS



Sri Lanka harvested a crop of 21.1Mkg during the month of October 2024 which is a decline of 8% when compared to the crop harvested in October 2023. The main contributor for the 21.1Mkg was from the Low Grown planting districts with 63.5%, followed by High Grown at 19.4% and the Medium Grown at 17.1%. When compared with the crop in October 2023, negative variances were recorded in the High Grown at 3% , Medium Grown at 8% and Low Grown at 9%.

Tea Production October 2024								
Black Tea Production According To Elevations								
Elevation	October (Kg)				January to Date (Kg)			
	2024	2023	Change	% Change	2024	2023	Change	% Change
High	4,109,203	4,255,942	-146,739	-3%	45,612,968	49,424,427	-3,811,459	-7.71%
Medium	3,607,331	3,914,363	-307,032	-8%	39,883,644	35,923,291	3,960,353	11.02%
Low	13,432,801	14,829,954	-1,397,153	-9%	132,156,928	131,147,258	1,009,670	0.77%
Total	21,149,334	23,000,259	-1,850,925	-8%	217,653,540	216,494,976	1,158,564	0.54%



COMMENTS – Cont'd



Tea Exports for the month of October 2024 was recorded at 20.7Mkg which is a growth of 14% when compared with the same period of the previous year. The average unit FOB value per kg. was Rs.86.54 above the average unit value per kg in October 2023. The cumulative Export quantity for the year recorded a positive variance of 3.4Mkg against the corresponding period. The cumulative average FOB value recorded a marginal decline against last year's average FOB price. Therefore, the value of Tea Exports for the period (January- October) in 2024 recorded a positive variance of Rs.5.6 billion over the previous year. Iraq emerged as the leading importer of Sri Lanka Tea with a volume of 27.1Mkg followed by other major importers such as Russia, U.A.E , Turkey and China.

0.70Mkg of Ex- Estate teas on offer met with irregularly lower demand. Select Best Western High Grown BOPs appreciated selectively following special inquiry, the below best and plainer varieties were firm to easier. Select Best Western High Grown BOPFs gained following special inquiry, the below best and plainer sorts were irregularly lower. Nuwara Eliya BOPs were firm, the BOPFs mostly remained unsold. Uda Pussellawa BOPs were barely steady, the BOPFs were firm to marginally dearer. Uva BOPs declined from last levels, the BOPFs were irregular and mostly easier. Low Grown CTC BP1s met with lower demand, the High and Medium sorts were firm to dearer. Low Grown CTC PF1s were easier and tending irregular, the High and Medium sorts were firm to irregular following quality.

The 2.5Mkg of Low Grown teas on offer met with fair demand. In the Leafy segment, Well-made OPs/OPAs were firm to dearer, others met with good demand. All OP1s gained from last levels. BOP1s were firm. PEKOE1s were firm to dearer. PEKOE1s were irregularly lower. In the Small Leaf segment, FBOPs sold at last levels . FF1s were marginally lower. The BOPF.SP, BOPF, BOP.SP and BOP grades met with mixed demand. FF varieties were firm to easier. Premium flowery teas declined irregularly.

Turkey, Russia and the C.I.S countries lent fair support. Libya and Iraq were active.





MARKET DESCRIPTION

Western Teas

Select best Western High Grown BOPs gained Rs.50/- and more selectively following special inquiry, the below best and plainer varieties were firm to marginally easier. Select best Western High Grown BOPFs gained selectively by Rs.50/- to Rs.80/- following special inquiry, the below best and plainer varieties were irregularly lower. Medium BOPs were tending irregular, the BOPFs were firm to Rs.50/- easier.

Nuwara Eliya Teas

BOPs were firm, the BOPFs mostly remained unsold.

Uva Teas

Uva BOPs declined by Rs.50/- and more from last week's levels, the BOPFs were irregularly lower. Uda Pussellawa BOPs were barely steady, the BOPFs were firm to Rs.20/- dearer.

CTC Teas

Low Grown CTC BP1s mostly remained unsold, the High and Medium sorts were firm to a little dearer at times. Low Grown CTC PF1s were easier and tending irregular, the High and Medium sorts were firm to irregular following quality.

QUOTATIONS

	BOP – RS.	BOPF – RS.
Good Westerns	1380 – 1440	1360 – 1440
Average Westerns	1160 – 1360	1200 – 1340
Plainer Westerns	940 – 1140	960 – 1180
Western Mediums	740 – 1700	720 – 1180
Uva Teas	1140 – 1220	1040 – 1220
Nuwara Eliya Teas	NQ	1240
Uda Pussellawa Teas	960 – 1120	1020 – 1180
CTC (BP1 and PF1)	820 – 1260	720 - 1420





MARKET DESCRIPTION

Low Grown

Select best OP1s along with the teas sold in the best and below best categories met with good demand, secondaries too were firm to dearer. Well-made OPs met with improved demand, below best sorts were irregular. Select best OPAs were firm, best and below best types met with improved demand. Select best BOP1s were firm, best types met with good demand, others were firm. Well-made Pekoes were firm, best types along with the bolder types were dearer. Shotty Pekoe1s were firm, others were easier.

Select best BOPs were firm to selectively dearer, others sold on last levels. BOP.SP.s and BOPF.SP.s were lower to last. BOPFs were firm. A few select best FBOPF1s were firm on last, whilst the best and below best types were firm to dearer. Better twisted FBOPs were firm, and bolder types were firm to dearer. Tippy FBOPF varieties were firm to last, others met with fair demand. Premium Flowery teas gained selectively.

Off Grades

Select best and best Fgs1s were lower by Rs.40/- to Rs.80/- and more towards the closure, below best and poorer sorts depreciated by Rs. 20/- to Rs.40/-. Select best and best BMs were firm on last levels, below best and poorer types were lower by Rs.30/- to Rs.40/-. Select best and best BPs depreciated by Rs.60/- to Rs.80/- and more towards the closure, below best and poorer varieties were lower by Rs.40/- to Rs.60/-. Select best BOP1As were lower by Rs.10/- to Rs.20/-, best types maintained on last levels, below best types were lower by Rs.20/- to Rs.30/-, whilst poorer types were lower by Rs.40/- to Rs.60/-.

Dust

Select best Dust1s were firm, best types were easier by Rs.20/-, below best and poorer types declined by Rs.40/-. Select best and best High and Medium CTCs were firm, others declined by Rs.20/- to Rs.40/-. Low Grown CTCs declined by Rs.40/- to Rs.60/- and more. Select best and best Low Grown Dust / Dust1s declined by Rs.40/- to Rs.60/-, below best and poorer types declined by Rs.50/- to Rs.80/-.



QUOTATIONS

	Select Best	Best	Below Best	Others
LIQUORING				
DUST-1	1300.00 - 1800.00	1180.00 - 1290.00	1000.00 - 1170.00	720.00 - 990.00
OFF GRADES				
FGS1	1060.00 - 1120.00	960.00 - 1050.00	750.00 - 950.00	600.00 - 740.00
FGS	820.00 - 980.00	740.00 - 810.00	650.00 - 730.00	550.00 - 640.00
LOW GROWNS				
FBOPF / FFSP / FFEXSP	4000.00 - 4800.00	3000.00 - 3500.00	2200.00 - 2500.00	1000.00 - 1100.00
BOP	1900.00 - 2200.00	1500.00 - 1600.00	1200.00 - 1250.00	900.00 - 950.00
BOPSP	1750.00 - 2150.00	1550.00 - 1600.00	1300.00 - 1450.00	800.00 - 1000.00
BOPF	1600.00 - 1900.00	900.00 - 1000.00	850.00 - 900.00	800.00 - 850.00
FBOPF1	1750.00 - 1850.00	1480.00 - 1550.00	1250.00 - 1300.00	900.00 - 950.00
FBOP	2200.00 - 2400.00	1500.00 - 1550.00	1250.00 - 1300.00	950.00 - 1000.00
BOP1	2350.00 - 3000.00	1950.00 - 2300.00	1140.00 - 1440.00	800.00 - 1050.00
OP1	2900.00 - 3400.00	2500.00 - 2850.00	1400.00 - 2050.00	850.00 - 1380.00
OP	1550.00 - 1750.00	1400.00 - 1500.00	1240.00 - 1380.00	850.00 - 1220.00
OPA	1480.00 - 1800.00	1240.00 - 1460.00	1120.00 - 1220.00	850.00 - 1080.00
PEKOE	1480.00 - 2250.00	1320.00 - 1460.00	1200.00 - 1280.00	800.00 - 1180.00
PEKOE1	1650.00 - 2200.00	1400.00 - 1600.00	1240.00 - 1380.00	800.00 - 1220.00
DUST / DUST1	1050.00 - 1220.00	900.00 - 1040.00	730.00 - 890.00	650.00 - 720.00



EXCHANGE RATES

The average rates currencies quoted on 20th November 2024 at 9.30 a.m. by Commercial Banks in Colombo for Telegraphic Transfers (TT).

CURRENCY	BUY RATE	SELL RATE
USD	286.55	295.59
EURO	302.03	314.92
GBP	362.15	376.62



- **Top Prices**
- **Colombo Auction Averages**
- **All Brokers Private Sale Figures**



TOP PRICES (SALE NO. 46 – 19TH/ 20TH NOVEMBER 2024)



WESTERN HIGH			
BOP		Robgill	1440.00
BOPSP		Bearwell	1480.00
BOPF/BOPFSP		Robgill	1440.00
FBOP/FBOP1		Bambrakelly	1700.00
FBOPF/FBOPF1	*	Bogahawatte	1550.00
BOP1	*	Inverness	1500.00
OP/OPA	*	Venture	1260.00
OP1		Cymru	1400.00
PEKOE/PEKOE1		Craig Hill	2000.00

UVA HIGH			
BOP		Glenanore	1380.00
BOPSP		Craig	1500.00
BOPF/BOPFSP		Nayabedde	1220.00
FBOP/FBOP1		Gonamotawa	1650.00
FBOPF/FBOPF1	*	Uva Highlands	1550.00
BOP1		Mount Uva	1500.00
OP/OPA		Craig	1300.00
OP1		Glenanore	1600.00
PEKOE/PEKOE1	*	Uva Highlands	1500.00
		Uvakellie	1500.00
		Battawatte	1500.00
		Craig	1500.00

NUWARA ELIYA			
BOP		Court Lodge	1260.00
BOPSP		-	
BOPF/BOPFSP	*	Lovers Leap	1240.00
FBOP/FBOP1		-	
OP/OPA		-	
PEKOE/PEKOE1	*	Kenmare	1200.00

WESTERN MEDIUM			
BOP		Harangalla	1700.00
BOPSP		Ancoombra	1600.00
		Hatale	1600.00
BOPF/BOPFSP		Uplands	1400.00
FBOP/FBOP1		Harangalla	1800.00
FBOPF/FBOPF1		Craighead	1650.00
		Dartry Valley	1650.00
BOP1		Dartry Valley	2050.00
OP/OPA		Dartry Valley	1340.00
OP1		Craighead	1650.00
PEKOE/PEKOE1		Uplands	1750.00

UVA MEDIUM			
BOP		Demodera 'S'	1700.00
BOPSP	*	Demodera 'S'	1420.00
BOPF/BOPFSP		Dickwella	1460.00
FBOP/FBOP1		Roseland Uva	1700.00
FBOPF/FBOPF1	*	Sarnia Plaiderie	1500.00
		Shawlands	1500.00
		Demodera 'S'	1500.00
BOP1	*	Demodera 'S'	1700.00
		Ury	1700.00
OP/OPA		Kinellan	1260.00
OP1		Telbedde	2200.00
PEKOE/PEKOE1		Aruna Keppetipola	1700.00

CTC LOW			
PF1		Kalubowitiyana CTC	1420.00
BP1	*	Hingalgoda CTC	1220.00
BPS		Danwatta CTC	670.00
OF		Kalubowitiyana CTC	1420.00

UDA PUSSELLAWA			
BOP		Luckyland	1120.00
BOPSP		Kirklees	1180.00
BOPF/BOPFSP	*	High Forest	1180.00
FBOP/FBOP1		Delmar	1180.00
FBOPF/FBOPF1		Alma	1500.00
BOP1		-	
OP/OPA		Alma	1200.00
OP1		Blairlomond	1300.00
		Maha Uva	1300.00
PEKOE/PEKOE1		Alma	1500.00

CTC HIGH			
PF1	*	Dunsinane CTC	1300.00
BP1		-	
BPS	*	Dunsinane CTC	1200.00
OF		-	

CTC MEDIUM			
PF1	*	New Peacock CTC	1240.00
BP1	*	New Peacock CTC	1260.00
BPS		Park Side CTC	650.00
OF		-	



TOP PRICES (SALE NO. 46 – 19TH / 20TH NOVEMBER 2024)

LOW			
BOP		Mulatiyana Hills	2200.00
BOPSP		Kingsbru	2200.00
BOPF		Rajjuruwatta Super	2150.00
BOPFSP		Andaradeniya Super	2050.00
FBOP		Sithaka	2800.00
FBOP1		Kiruwanaaganga	2800.00
FBOPF		Ceyenta	1900.00
FBOPF1	*	Lumbini	1900.00
BOP1		Pothotuwa	3000.00
OP1		Lumbini	3400.00
		Pothotuwa	3400.00
OP		Dampahala	1750.00
		Miriswatte	1750.00
		Sunrise	1750.00
OPA		A C U Super	1800.00
		Etambagahawila	1800.00
		Green Lanka	1800.00
	*	Matuwagalla Super	1750.00
PEKOE		Lumbini	2250.00
PEKOE1		Andaradeniya Super	2200.00
		Hidellana	2200.00

PREMIUM			
FBOPFSP		Nawagamuwehena	5450.00
FBOPFEXSP		New Vithanakande	5050.00
FBOPFEXSP1		Talgaswella	4200.00

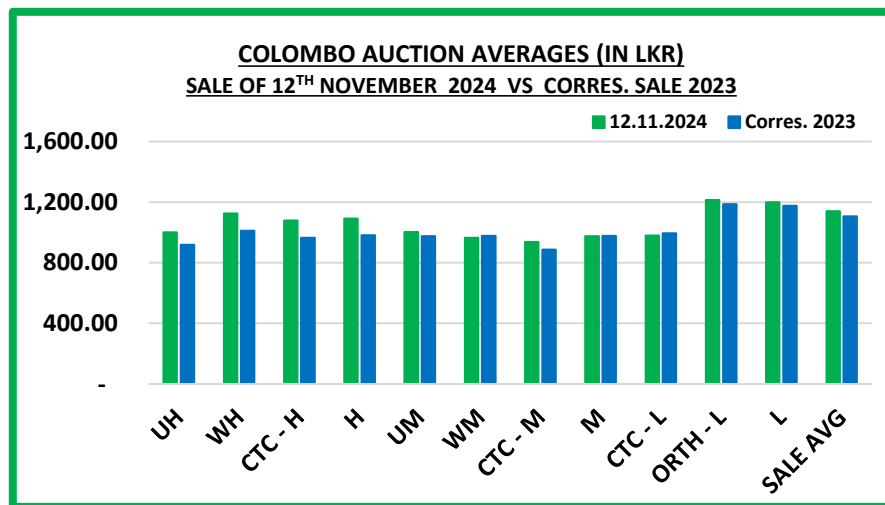
DUST			
DUST1	*	Wattegodde	1800.00
P.DUST	*	Hingalgoda CTC	1380.00
	*	Kalubowitiyana CTC	1340.00

OFF GRADES			
FNGS/FNGS1		Wanarajah	1120.00
	*	Wattegodde	1100.00
		Somerset	1100.00
		Dessford	1100.00
PFNGS	*	Hingalgoda CTC	1320.00
BM		Gunawardena	1020.00
		Sachitha	960.00
	*	Arbour Valley	940.00
BP		Kiruwanaaganga	1320.00
BOP1A		Chandrika Estate	1420.00

**** MORE THAN ONE TOP PRICE OBTAINED**
*** TEAS SOLD BY JOHN KEELLS PLC**
+ ALL TIME RECORD PRICE
++ ALL TIME RECORD PRICE EQUALED



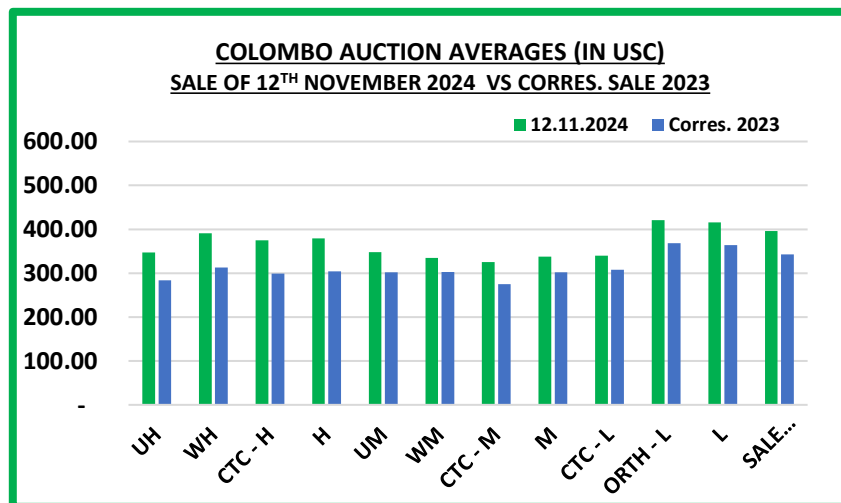
COLOMBO AUCTION AVERAGES



	Sale of 06/11/2024 In LKR	Sale of 12/11/2024 In LKR	Corres. 2023 In LKR
Uva High Grown	975.95	999.99	917.90
Western High Grown	1144.35	1125.39	1010.65
CTC High Grown	977.30	1079.41	965.88
Summary of High Grown	1095.82	1091.16	982.38
Uva Medium Grown	992.04	1002.76	975.54
Western Medium Grown	962.18	965.18	977.52
CTC Medium Grown	929.24	936.85	887.07
Summary of Medium Grown	971.33	975.48	976.91
CTC Low Grown	916.88	979.12	995.37
Orthodox Low Grown	1200.52	1213.67	1187.37
Summary of Low Grown	1185.47	1199.60	1176.25
TOTAL SALE AVERAGE	1132.68	1141.00	1107.06



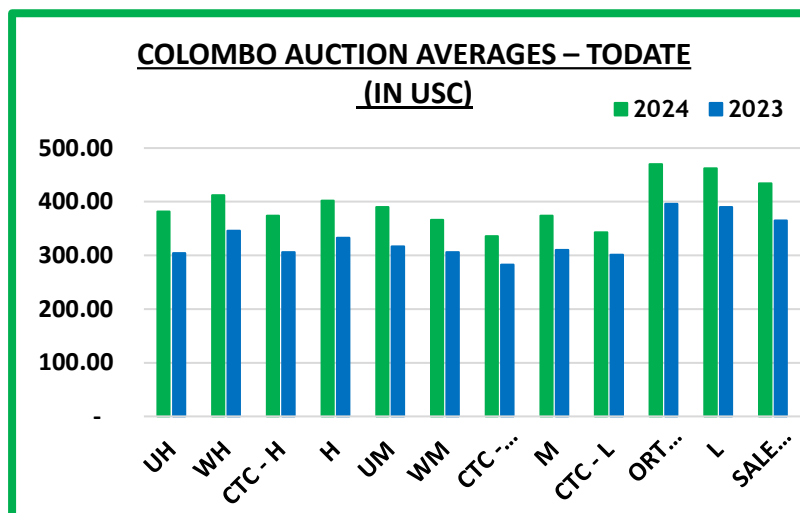
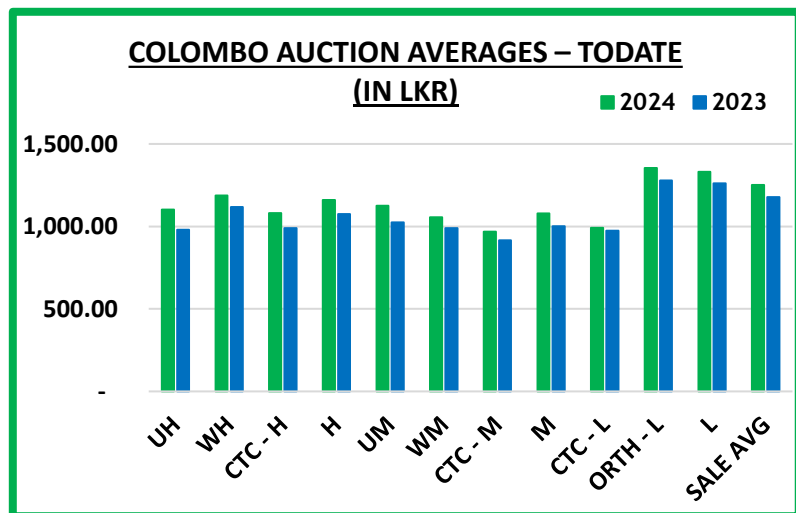
COLOMBO AUCTION AVERAGES



	Sale of 06/11/2024 In USC	Sale of 12/11/2024 In USC	Corres. 2023 In USC
Uva High Grown	338	347	284
Western High Grown	397	391	313
CTC High Grown	339	375	299
Summary of High Grown	380	379	304
Uva Medium Grown	344	348	302
Western Medium Grown	333	335	303
CTC Medium Grown	322	325	275
Summary of Medium Grown	337	338	302
CTC Low Grown	318	340	308
Orthodox Low Grown	416	421	368
Summary of Low Grown	411	416	364
TOTAL SALE AVERAGE	393	396	343



COLOMBO AUCTION AVERAGES



January to Date (Sale No.45)	2024 LKR	2023 LKR	2024 USC	2023 USC
Uva High Grown	1101.20	980.54	382	304
Western High Grown	1187.11	1117.84	412	346
CTC High Grown	1080.03	989.24	374	306
Summary of High Grown	1159.36	1074.58	402	333
Uva Medium Grown	1125.86	1025.19	390	317
Western Medium Grown	1054.85	989.27	366	306
CTC Medium Grown	967.69	915.20	336	283
Summary of Medium Grown	1078.01	1000.58	374	310
CTC Low Grown	990.58	973.78	343	301
Orthodox Low Grown	1354.62	1278.66	470	396
Summary of Low Grown	1331.69	1261.33	462	390
TOTAL SALE AVERAGE	1251.78	1178.07	434	365



COLOMBO AUCTION AVERAGES

FROM 01 ST TO 12 TH NOVEMBER 2024	LKR
Uva High Grown	1002.90
Western High Grown	1143.58
Summary of High Grown	1105.41
Uva Medium Grown	997.88
Western Medium Grown	964.66
Summary of Medium Grown	974.04
Summary of Low Grown	1187.61
TOTAL SALE AVERAGE	1134.82



ALL BROKERS PRIVATE SALE FIGURES (FOR THE PERIOD – 11TH TO 16TH NOVEMBER 2024)

	WEEKLY	TODATE
High & Medium	168,961.50	3,294,727.30
Low	16,383.00	773,955.65
Green Tea	15,681.00	1,670,997.00
Organic Tea	4,243.00	356,838.00
BMF	7,698.00	1,962,402.00
Direct Sales	-	-
Forward Contract	59,000.00	2,306,856.00





- **Crop and Weather**
- **Crop Figures**
- **Export Figures**
- **Tea News**
- **Circular**

CROP AND WEATHER - FOR THE PERIOD OF - 11TH TO 17TH NOVEMBER 2024



Western

Bright weather with occasional evening rainfall was recorded in Dickoya, Talawakelle and Agarapatana districts.



Nuwara Eliya

Kandapola and Nuwara Eliya districts reported bright weather with occasional showers throughout the week.



Uva

Bright weather was reported throughout the week in the Badulla district, whilst bright weather with occasional showers were reported in Haputale and Lunugala.



Low Grown

Deniyaya, Rathnapura and Galle districts reported bright weather with occasional rainfall



Crop

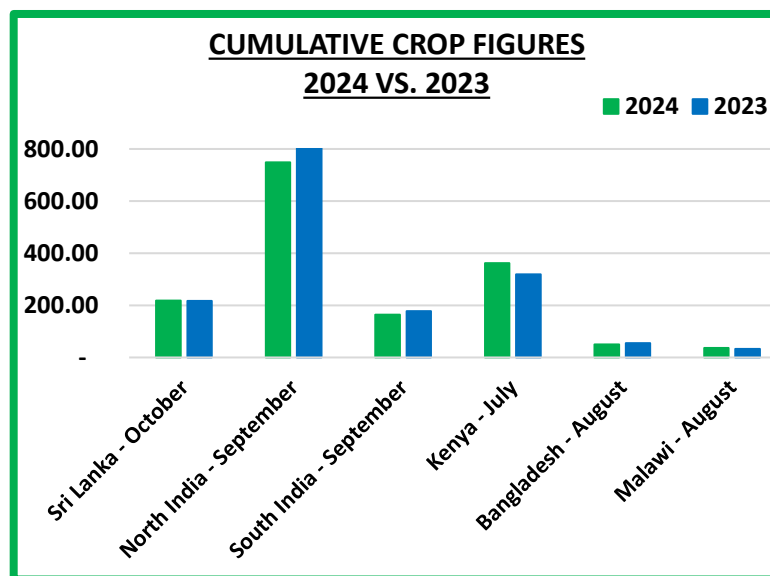
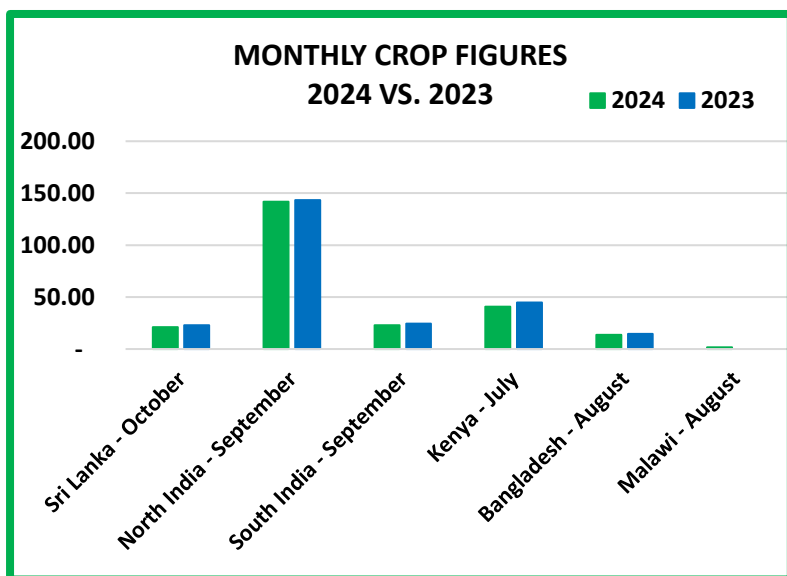
Crop intake is moderate.



CROP FIGURES OF MAJOR PRODUCING & EXPORTING COUNTRIES

Country	Month	2024	2023	Cumulative + Inc. / Dec.	Cumulative	2024	2023	Cumulative + Inc. / Dec.
Sri Lanka	October	21.14	23.00	- 1.86	Upto October	217.65	216.49	+ 1.16
North India	September	141.64 (E)	143.42	- 1.78	Upto September	749.06(E)	812.07	- 63.01
South India	September	22.98(E)	24.34	- 1.36	Upto September	164.45(E)	178.17	- 13.72
Kenya	July	40.82	44.69	- 3.87	Upto July	361.91	318.34	+ 43.57
Bangladesh	August	13.80	14.50	- 0.70	Upto August	49.50	54.70	- 5.20
Malawi	August	1.59	0.88	0.71	Upto August	36.37	32.67	3.70

(E) - Estimated



SRI LANKA TEA CROP

We give below the Sri Lanka Tea Crop for the month of October 2024 together with January / October 2024, and the corresponding figures for 2023.



	OCTOBER		JANUARY – OCTOBER	
	2024	2023	2024	2023
ORTHODOX				
High Grown	3,614,936	3,763,006	40,392,566	43,973,193
Medium Grown	2,899,120	3,284,933	32,713,546	28,936,367
Low Grown	12,451,162	13,887,861	123,053,380	122,615,819
TOTAL	18,965,217	20,935,801	196,159,492	195,525,378
CTC				
High Grown	396,690	389,045	4,197,489	4,450,196
Medium Grown	626,589	530,819	6,330,193	6,086,728
Low Grown	981,296	941,162	9,098,847	8,523,054
TOTAL	2,004,575	1,861,026	19,626,529	19,059,977
TOTAL BLACK PRODUCTION				
High Grown	4,011,626	4,152,051	44,590,055	48,423,389
Medium Grown	3,525,709	3,815,752	39,043,739	35,023,094
Low Grown	13,432,458	14,829,023	132,152,226	131,138,872
TOTAL	20,969,792	22,796,826	215,786,020	214,585,355
GREEN TEA				
High Grown	97,577	103,891	1,022,913	1,001,038
Medium Grown	81,622	98,611	839,905	900,197
Low Grown	343	931	4,702	8,386
TOTAL	179,542	203,433	1,867,520	1,909,620
TOTAL PRODUCTION				
High Grown	4,109,203	4,255,942	45,612,968	49,424,427
Medium Grown	3,607,331	3,914,363	39,883,644	35,923,291
Low Grown	13,432,801	14,829,954	132,156,928	131,147,258
TOTAL	21,149,334	23,000,259	217,653,540	216,494,976



SOURCE : SRI LANKA TEA BOARD

SRI LANKA TEA CROP - Continued;



Tea Production October 2024								
Black Tea Production According To Elevations								
Elevation	October (Kg)				January to Date (Kg)			
	2024	2023	Change	% Change	2024	2023	Change	% Change
High	4,109,203	4,255,942	-146,739	-3%	45,612,968	49,424,427	-3,811,459	-7.71%
Medium	3,607,331	3,914,363	-307,032	-8%	39,883,644	35,923,291	3,960,353	11.02%
Low	13,432,801	14,829,954	-1,397,153	-9%	132,156,928	131,147,258	1,009,670	0.77%
Total	21,149,334	23,000,259	-1,850,925	-8%	217,653,540	216,494,976	1,158,564	0.54%
Tea Production According To Categories								
Production	October (Kg)				January to Date (Kg)			
	2024	2023	Change	% Change	2024	2023	Change	% Change
ORTHODOX	18,965,217	20,935,801	-1,970,584	-9%	196,159,492	195,525,378	634,114	0.32%
CTC	2,004,575	1,861,026	143,549	8%	19,626,529	19,059,977	566,552	2.97%
GREEN TEA	179,542	203,433	-23,891	-12%	1,867,520	1,909,620	-42,100	-2.20%
Total	21,149,334	23,000,259	-1,850,925	-8%	217,653,540	216,494,976	1,158,564	0.54%



SOURCE : SRI LANKA TEA BOARD

SRI LANKA TEA EXPORTS



DESCRIPTION	QTY (KG)	VALUE (RS)	APPROX.AV.UNIT FOB VALUE PER KG.RS/CTS
OCTOBER 2024			
Instant Tea	297,460.33	913,978,598.00	3,072.61
Tea in Packets	8,746,954.28	14,667,032,104.00	1,676.82
Green Tea	444,548.09	1,796,513,596.00	4,041.21
Tea in Bags	2,482,208.67	6,863,323,571.00	2,765.01
Tea in Bulk	8,821,608.75	13,015,313,785.00	1,475.39
Total	20,792,780.12	37,256,161,654.00	1,791.78
OCTOBER 2023			
Instant Tea	35,829.46	130,162,738.00	3,632.84
Tea in Packets	8,290,851.18	13,479,050,072.00	1,625.77
Green Tea	360,194.05	1,333,140,358.00	3,701.17
Tea in Bags	1,879,404.90	5,228,256,247.00	2,781.87
Tea in Bulk	7,645,320.50	10,884,478,725.00	1,423.68
Total	18,211,600.09	31,055,088,140.00	1,705.24
JANUARY / OCTOBER 2024			
Instant Tea	2,326,184.44	7,338,575,540.00	3,154.77
Tea in Packets	82,860,159.25	138,944,107,066.00	1,676.85
Green Tea	3,856,620.45	15,038,328,777.00	3,899.35
Tea in Bags	21,122,082.72	58,217,176,139.00	2,756.22
Tea in Bulk	92,984,652.24	141,047,587,723.00	1,516.89
Total	203,149,699.10	360,585,775,245.00	1,774.98
JANUARY / OCTOBER 2023			
Instant Tea	1,911,691.75	6,539,720,051.00	3,420.91
Tea in Packets	89,656,586.63	150,290,842,550.00	1,676.29
Green Tea	3,696,228.30	14,972,621,642.00	4,050.78
Tea in Bags	18,968,424.88	54,837,875,615.00	2,891.01
Tea in Bulk	85,465,348.15	128,307,842,780.00	1,501.28
Total	199,698,279.71	354,948,902,638.00	1,777.43



MAJOR IMPORTERS OF SRI LANKA TEA

JANUARY / OCTOBER 2024

COUNTRY	BULK TEA	PACKETED TEA	TEA BAG	INSTANT TEA	GREEN TEA	TOTAL 2024	TOTAL 2023
IRAQ	2,087,105.50	24,625,787.17	382,835.52	6.00	12,210.25	27,107,944.44	28,097,606.77
RUSSIA	17,147,693.00	2,737,934.90	406,756.23	1,366.03	312,888.48	20,606,638.64	19,031,418.46
U.A.E.	10,930,261.77	6,897,664.46	390,374.66	3,139.89	526,685.44	18,748,126.22	14,725,748.19
TURKEY	6,191,023.50	8,307,545.10	248,892.44	-	12,568.80	14,760,029.84	25,539,531.68
CHINA	8,473,981.30	880,128.46	165,766.66	93,591.43	58,194.62	9,671,662.47	9,943,300.80
AZERBAIJAIN	8,351,088.00	390,626.45	5,682.37	14.00	12,124.41	8,759,535.23	7,610,008.41
IRAN	5,318,048.00	3,416,573.00	21,359.29	-	396.00	8,756,376.29	4,773,351.75
SAUDI ARABIA	1,761,754.00	3,439,841.31	2,103,922.29	23,222.46	160,235.40	7,488,975.46	5,683,582.21
LIBYA	-	7,171,579.00	15,204.09	-	242,801.03	7,429,584.12	8,296,606.26
CHILE	5,485,860.00	167,166.81	1,383,056.10	1,320.66	42,281.57	7,079,685.14	6,390,641.42



TEA NEWS AROUND THE GLOBE



MOMBASA MARKET

SALE NO. 47 – SALE OF 18TH, 19TH & 20TH NOVEMBER 2024

Good general demand prevailed for the 181,370 packages (12,333,206.00 kilos) in the market with 32.25% remaining unsold.

35,140 packages (2,484,418.00 kilos) were on offer in the multiple reprint (M4) auction with 54.98% neglected.

MARKETS

Pakistan Packers, Bazaar and **Afghanistan** showed strong but irregular support following quality while **Yemen, other Middle Eastern countries, Egyptian Packers** and **UK** maintained interest. **Kazakhstan, other CIS states** and **Russia** were active but selective while **Sudan** and **South Sudan** showed more activity. There was more enquiry from **China** with **Local Packers** maintaining support. **Somalia** were active at the lower end of the market.

OFFERINGS

Leaf Grades	-	98,799 packages (6,553,235.00 kilos) – 38.38% unsold.
Dust Grades	-	62,600 packages (4,684,473.00 kilos) – 28.31% unsold.
Secondary Grades	-	19,971 packages (1,095,498.00 kilos) – 14.32% unsold.

LEAF GRADES (M2 & M3)

BP1:

Best – Eased by up to USC103 with only a few invoices appreciating by up to USC34.

Brighter – Very irregular ranging between firm to dearer by up to USC119 to easier by up to USC108.

Mediums – KTDA mediums shed up to USC13 with a few teas dearer by up to USC7 and selected invoices gained USC75. Plantation mediums appreciated by up to USC35.

Lower Medium – Steady to USC39 above previous levels.

Plainer – Advanced by up to USC23.

PF1:

Best – Irregular with some teas dearer by up to USC44 while others were firm to USC26 below last levels.

Brighter – Saw most teas steady to USC6 below previous levels but a few lines advanced by up to USC14.

Mediums – KTDA mediums were irregular with most teas firm to easier by up to USC26 while others appreciated by up to USC22; plantation mediums were irregular varying between steady to USC44 dearer to easier by up to USC37.

Lower Medium – Irregular varying between firm to USC44 dearer to easier by USC8.

Plainer – Steady to irregularly dearer by up to USC36.

DUST GRADES (M1)

PDUST:

Best – Appreciated by up to USC24 with preferred invoices gaining USC196, a few lines however lost up to USC8.

Brighter – Were irregular and ranged between firm to USC15 dearer especially on the lower margin to easier by up to USC12.

Mediums – KTDA mediums were mostly steady with a few lines irregular varying between USC15 dearer to easier by a similar level. Plantation mediums were steady to USC16 dearer to easier by up to USC7.

Lower Medium – Saw most teas appreciate by up to USC16 with some lines up to USC8 below last rates.

Plainer – Firm to USC18 above previous levels.



TEA NEWS AROUND THE GLOBE



MOMBASA MARKET – Continued ;

DUST1:

Best – Were steady to dearer by up to USC13 with a few teas shedding up to USC16.

Brighter – Met irregular interest and ranged between firm to USC7 dearer to USC12 below last prices.

Mediums – KTDA mediums saw some teas appreciate by up to USC4 with select invoices gaining USC17 while others lost up to USC20. Plantation mediums shed up to USC11 but select lines advanced by a similar margin.

Lower Medium – Varied between firm to USC5 dearer to easier by up to USC10.

Plainer – Steady to USC12 above last prices.

SECONDARY GRADES (\$1)

In the Secondary Catalogues, **BPs** held value with **PFs** firm. Clean well sorted coloury **Fannings** appreciated with **similar DUSTs** dearer. **Other Fannings** were steady while **DUSTs** gained. **BMFs** were readily absorbed.

QUOTATIONS	BROKENS	FANNINGS
Best	280 – 642	352 – 450
Good	300 – 344	339 – 364
Good Medium	250 – 414	320 – 360
Medium (KTDA)	190 – 303	180 – 298
Medium (Plantations)	154 – 202	154 – 246
Lower Medium	116 – 180	120 – 190
Plainer	090 – 148	074 – 166

AUCTION	KENYA 2023 \$	KENYA 2024 \$	TOTAL 2023 \$	TOTAL 2024 \$
45	2.25	2.30	2.10	2.20
46	2.23	2.37	2.05	2.24
47	2.21	2.29	2.04	2.18

SOURCE : AFRICA TEA BROKERS LTD.



TEA NEWS AROUND THE GLOBE



CHITTAGONG MARKET

SALE NO. 28 – 18TH NOVEMBER 2024

CTC LEAF: 56,117 packages of tea on offer met with a strong demand.

BROKENS: Good liquoring Brokens were in good demand and were mostly firm. Below best and Mediums were a little improved market and were often dearer. Plainer types were about steady. BLF teas sold at around last levels with quite heavy withdrawals.

FANNINGS: Good liquoring Fannings were a strong market and generally tended dearer. Mediums followed a similar trend and were dearer following competition. Plainer sorts met with a little less demand and were mostly easier with some withdrawals. BLF teas sold at around last levels with quite heavy withdrawals.

DUST: 10,096 packages of tea on offer met with a strong demand. Good liquoring Dusts sold well and met with some competition and were dearer by Tk.5/- to Tk.7/- than last levels. Mediums were fully firm and sold well closely following quality. Plain/BLF Dusts again met with an improved demand and had some withdrawals than last. Blenders lent strong support with fair interest from the Loose tea buyers.

COMMENTS: A good market continued to prevail particularly for good and improved liquoring varieties following good competition. Blenders were more active whilst Loose tea buyers participated with little less strength compared to last.

Dusts met with an improved demand.

Our Catalogue: (Sale 28) Avg : Tk 216.90, Sold 77.04% , (Sale 27) Avg : Tk 213.05, Sold 79.40%

Quotations – This Week – (In Taka)

Brokens	This Week	Last Week	Fannings	This week	Last Week	Dust	This week	Last Week
Best	235-240	235-240	Best	235-240	235-240	PD	210-283	160-288
Good	225-230	225-230	Good	225-230	225-230	RD	160-295	160-289
Medium	205-215	205-215	Medium	205-215	205-215	D	195-325	160-370
Plain	175-185	180-190	Plain	175-185	180-190	CD	210-286	160-290
BLF	160-165 nom	160-165nom	BLF	160-165nom	160-165 nom	BLF	160-189	160-194

Exchange Rates 18th November 2024 Sterling Pound 149.9756 Dollar: Tk. 119.0000

SOURCE : NATIONAL BROKERS LTD



TEA NEWS AROUND THE GLOBE



SILIGURI MARKET

SALE NO. 46 – 16TH NOVEMBER 2024.

1. MARKET DESCRIPTION :

- DEMAND - GOOD FOR DUST AND FAIR FOR LEAF.
- PRICES EASED IN THE LEAF SEGMENT WITH FAIR OUTLOTS IN THE COMMON/PLAINER VARIETIES.
- ALL DUSTS WERE IRREGULAR AROUND LAST WITH A FEW LIQUORING SORTS BEING WELL COMPETED FOR, OFTEN AT DEARER RATES.
- INTERNAL BUYERS WERE THE MAIN STAY WITH SOME SUPPORT FROM MAJOR BLENDERS AND EXPORTERS.

2. TOTAL AUCTION WEIGHTED AVERAGE (₹)

	2024-25			2023-24			UPTO SALE - 46		
	SALE - 46	SALE - 45	+/-	SALE - 46	SALE - 45	+/-	2024-25	2023-24	2022-23
LEAF	203.27	211.07	-7.80	164.87	169.19	-4.32	210.28	170.69	186.39
DUST	208.46	206.98	1.48	158.46	155.60	2.86	208.02	165.44	181.61
TOTAL	203.89	210.51	-6.62	164.25	167.52	-3.27	209.99	170.09	185.85

SOURCE: PARCON INDIA PVT LTD

GUWAHATI MARKET

SALE NO. 46 – 16TH NOVEMBER 2024.

1. MARKET DESCRIPTION :

- DEMAND SUBDUED FOR THE BEST/GOOD & BETTER MEDIUM TEAS AND FAIR FOR THE REMAINDER.
- ALL SORTS WERE IRREGULARLY EASIER WITH FAIR WITHDRAWALS AND EASED FURTHER WITH THE PROGRESS OF SALE. MEDIUM AND PLAINER SEGMENT MET WITH BETTER ENQUIRY.
- PREMIUM AND LIQUORING DUSTS WERE WELL RECEIVED THOUGH AT REDUCED LEVELS.
- MAJOR BLENDERS OPERATED WITH SUPPORT FROM WESTERN INDIA BUYERS AND INTERNAL SECTION. EXPORTERS LENT FAIR SUPPORT ON THE BOLDER BROKENS.

2. TOTAL AUCTION WEIGHTED AVERAGE (₹)

	2024-25			2023-24			UPTO SALE - 46		
	SALE - 46	SALE - 45	+/-	SALE - 46	SALE - 45	+/-	2024-25	2023-24	2022-23
LEAF	227.06	230.63	-3.57	189.82	193.24	-3.42	254.99	202.55	202.26
DUST	243.24	239.70	3.54	177.77	178.77	-1.00	247.10	195.77	203.38
TOTAL	231.81	234.33	-2.52	186.90	189.49	-2.59	252.25	200.61	202.57

SOURCE: PARCON INDIA PVT LTD



TEA NEWS AROUND THE GLOBE



KOLKATA ORTHODOX / CTC MARKET

SALE NO. 46 – 15TH NOVEMBER 2024

1. MARKET DESCRIPTION :

- GOOD DEMAND.
- WELL MADE WHOLE LEAF & LARGER BROKENS WERE FULLY FIRM AND SOLD READILY.
- THE REMAINDER WERE BARELY STEADY TO IRREGULARLY LOWER WITH THE BROWNER, STALKIER SORTS AT TIMES BEING NEGLECTED.
- EXPORTERS TO THE MIDDLE EAST & CIS OPERATED WITH SELECTIVE ENQUIRY FROM TCPL & THE LOCAL TRADE.

2. TOTAL AUCTION WEIGHTED AVERAGE (₹)

	WHOLE LEAF		BROKENS		FANNINGS
	1ST LINE	2ND LINE	LARGER	SMALLER	LEAFY
BEST	430-470+(N)	380-410+(N)	320-340+(N)	310-340+(N)	280-310+(N)
GOOD	380-420	340-380	290-320	280-310	180-250+
MEDIUM	330-360	300-330	250-280	230-260	130-170

1. MARKET DESCRIPTION :

- DEMAND FAIR FOR LEAF AND GOOD FOR DUST
- LEVELS FOR SELECT BEST ASSAMS WERE BARELY STEADY. BELOW BEST CATEGORY WITNESSED IMPROVED ENQUIRY WITH THE PROGRESS OF THE SALE
- GOOD/BETTER MEDIUM AND MEDIUM ASSAMS WERE IRREGULARLY EASIER FOLLOWING QUALITY.
- DOOARS BOUGHT LEAF CONTINUES TO BE DISCOUNTED AND WITNESSED FAIR WITHDRAWALS.
- ALL DUSTS WERE WELL COMPETED FOR AT FIRM RATES.
- MAJOR BLENDERS WERE THE MAINSTAY WITH SOME SUPPORT FROM WESTERN INDIA, EXPORTERS AND LOCAL TRADERS.

2. TOTAL AUCTION WEIGHTED AVERAGE (₹)

	2024-25			2023-24			UPTO SALE - 46		
	SALE - 46	SALE - 45	+/-	SALE - 46	SALE - 45	+/-	2024-25	2023-24	2022-23
LEAF	243.85	252.49	-8.64	211.65	215.31	-3.66	267.53	218.10	224.82
DUST	268.15	270.30	-2.15	211.28	214.18	-2.90	292.49	227.28	247.74
TOTAL	252.72	258.98	-6.26	211.52	214.91	-3.39	276.97	220.91	231.25



SOURCE: PARCON INDIA PVT LTD

UPCOMING AUCTION DETAILS

Auction No.	48		47	
Dates	03 RD / 04 TH December 2024		26 th / 27 th November 2024	
	No. of Lots	Qty – kg	No. of Lots	Qty – kg
Ex-Estate	790	744,500	705	666,119
Main Sale Total	9,424	4,236,442	9,488	4,200,566
High & Medium	1,499	658,091	1,196	519,385
Low Grown – Leafy	1,718	612,493	1,884	662,102
Low Grown – Semi Leafy	1,452	598,539	1,652	675,263
Low Grown Tippy	1,779	817,985	1,849	857,809
Premium / Flowery	317	46,378	386	54,673
Off Grades	2,105	1,046,538	2,097	1,081,974
Dust	554	456,418	424	349,360
Grand Total	10,214	4,980,942	10,193	4,866,685
Reprints	854	465,022	1,373	698,647
Total No. of Lots on Offer	10,214		10,193	
Total Quantity on Offer (kg)	4,980,942		4,866,685	



SCHEDULED CLOSING DATES

Auction No.	Date of Sale	Ex-Estate	Main Sale
49	10 th / 11 th December 2024	22/11/2024	22/11/2024
50	16 th / 17 th December 2024	28/11/2024	28/11/2024
51	23 rd December 2024	05/12/2024	05/12/2024

PROMPT DATES

Auction No.	Buyers	Sellers
47	03/12/2024	04/12/2024
48	10/12/2024	11/12/2024
49	17/12/2024	18/12/2024



ORDER OF SALE (SALE NO. 47 – 26TH / 27TH NOVEMBER 2024)

Main Sale Order – 1 (Leafy / Semi Leafy / Tippy / Premium / 1A)	Main Sale Order – 2 (H & M / Off Grade / Dust)	Ex-Estate
CEYLON TEA BROKERS PLC	MERCANTILE PRODUCE BROKERS (PVT) LTD	CEYLON TEA BROKERS PLC
FORBES & WALKER TEA BROKERS (PVT) LTD	FORBES & WALKER TEA BROKERS (PVT) LTD	LANKA COMMODITY BROKERS LTD
BARTLEET PRODUCE MARKETING (PVT) LTD	BARTLEET PRODUCE MARKETING (PVT) LTD	BARTLEET PRODUCE MARKETING (PVT) LTD
MERCANTILE PRODUCE BROKERS (PVT) LTD	LANKA COMMODITY BROKERS LTD	EASTERN BROKERS. LTD.
LANKA COMMODITY BROKERS LTD	CEYLON TEA BROKERS PLC	FORBES & WALKER TEA BROKERS (PVT) LTD
EASTERN BROKERS. LTD.	EASTERN BROKERS. LTD.	ASIA SIYAKA COMMODITIES PLC.
JOHN KEELLS PLC	JOHN KEELLS PLC	JOHN KEELLS PLC
ASIA SIYAKA COMMODITIES PLC.	ASIA SIYAKA COMMODITIES PLC.	MERCANTILE PRODUCE BROKERS (PVT) LTD

[RR : HR / SG]



COLOMBO TEA TRADERS' ASSOCIATION

THE OFFICE OF THE CTTA, NO. 50, NAVAM MAWATHA, COLOMBO 02.

TELEPHONE: 011 5588848, 5588849; E-MAIL ; HEMARATNE@CTTA.LK / NISANSALA@CTTA.LK

CIRCULAR NO. 43 OF 2024

NOVEMBER 19, 2024

EAUCTION: NEW TWO ADDITIONAL USER ROLES FOR BUYER AND BROKER

Considering some of the practical aspects of defining user roles, two new user roles have been created as hereunder:

1. Director Buyer
2. Director Broker

These two new user roles shall have permission as for an Authorizer Role. However, on the recently implemented Quality Claim/ Off Sale Workflows, the two additional user roles shall not be in receipt of notification emails.

In the event, a Director buyer or Director Broker is operationally involved in day-to-day operations, such personnel should remain in the authorizer role, in order that email notifications will be received.

OFFICE OF THE CTTA
THE COLOMBO TEA TRADERS' ASSOCIATION





“

Failure is an important part of your growth and developing resilience. Don't be afraid to fail.

- Michelle Obama

”