



TEA MARKET REPORT

JOHN KEELLS PLC

SALE NO. 46 – 21ST / 22ND NOVEMBER 2023



COLOMBO INTERNATIONAL
TEA CONVENTION
2024



TEA
A LIFESTYLE & A LIVELIHOOD

24th - 26th July

Cinnamon Grand Hotel, Colombo - Sri Lanka

Including Tea Estate & Factory Visits

Registrations Open Soon

For inquiries : +94 773865233
teaconvention@ceylonteaevents.com | www.ceylonteaevents.com

ORDER OF SALE (SALE NO. 46 – 21ST / 22ND NOVEMBER 2023)

Main Sale Order – 1 (Leafy / Semi Leafy / Tippy / Premium / 1A)	Main Sale Order – 2 (H & M / Off Grade / Dust)	Ex-Estate
BARTLEET PRODUCE MARKETING (PVT) LTD	ASIA SIYAKA COMMODITIES PLC.	ASIA SIYAKA COMMODITIES PLC.
CEYLON TEA BROKERS PLC	MERCANTILE PRODUCE BROKERS (PVT) LTD	FORBES & WALKER TEA BROKERS (PVT) LTD
EASTERN BROKERS. LTD.	FORBES & WALKER TEA BROKERS (PVT) LTD	EASTERN BROKERS. LTD.
JOHN KEELLS PLC	BARTLEET PRODUCE MARKETING (PVT) LTD	BARTLEET PRODUCE MARKETING (PVT) LTD
ASIA SIYAKA COMMODITIES PLC.	LANKA COMMODITY BROKERS LTD	LANKA COMMODITY BROKERS LTD
LANKA COMMODITY BROKERS LTD	CEYLON TEA BROKERS PLC	CEYLON TEA BROKERS PLC
MERCANTILE PRODUCE BROKERS (PVT) LTD	EASTERN BROKERS. LTD.	MERCANTILE PRODUCE BROKERS (PVT) LTD
FORBES & WALKER TEA BROKERS (PVT) LTD	JOHN KEELLS PLC	JOHN KEELLS PLC



AUCTION DETAILS

Auction No.	46	
Dates	21 st / 22 nd November 2023	
	No. of Lots	Qty – kg
Ex Estate	631	650,989
Main Sale Total	9,915	4,584,518
High & Medium	1,485	638,060
Low Grown - Leafy	1,851	697,325
Low Grown - Semi Leafy	1,736	754,109
Low Grown Tippy	1,689	788,728
Premium / Flowery	349	57,271
Off Grades	2,245	1,130,147
Dust	560	518,878
Grand Total	10,546	5,235,507
Reprints	849	425,010
Total No. of Lots Offered	10,546	
Total Quantity Offered (kg)	5,235,507	

PROMPT DATES

Auction No.	Buyers	Sellers
46	28/11/2023	29/11/2023

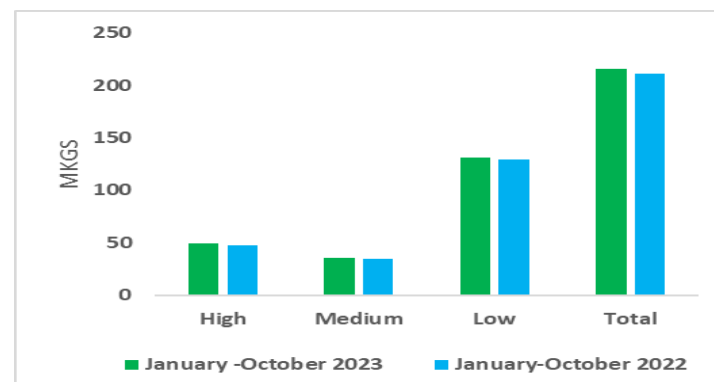
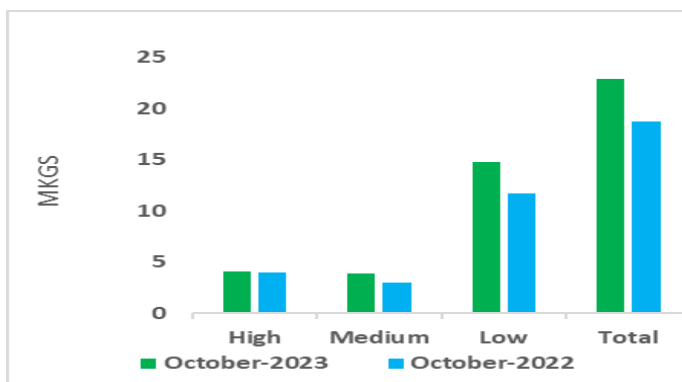
COMMENTS



Sri Lanka harvested a crop of 22.8Mkg during the Month of October 2023, which is an increase of 22% when compared to the crop harvested in October 2022.

The main contributor for the 22.8Mkg was from the Low Grown planting districts with 64.8%, followed by High Grown at 18% and the Medium Grown at 17.1%. When compared with the crop in October 2022, positive variances have been recorded in all three elevations with High Grown at 4%, Medium Grown at 28% and the Low Grown at 26%.

Tea Production October 2023								
Black Tea Production According To Elevations								
Elevation	October (Kg)				January to Date (Kg)			
	2023	2022	Change	% Change	2023	2022	Change	% Change
High	4,122,476	3,955,169	167,307	4%	49,290,960	47,635,775	1,655,185	3.47%
Medium	3,914,332	3,059,949	854,383	28%	35,923,260	34,148,320	1,774,940	5.20%
Low	14,815,431	11,736,446	3,078,985	26%	131,045,149	129,602,458	1,442,691	1.11%
Total	22,852,239	18,751,563	4,100,676	22%	216,259,369	211,386,553	4,872,816	2.31%



COMMENTS – Cont'd...



Sri Lanka Tea Exports for the month of October 2023 was recorded at 18.2Mkg which is a decline of 4% when compared with the same period of the previous year. The average unit FOB value per kg. was Rs.372.22 below the average unit value per kg of October 2022. The cumulative Export quantity for the year recorded a negative variance of 11.9Mkg against the corresponding period. The cumulative average FOB value recorded an increase of Rs.200.36 against last year's average FOB price. As a result, the value of Tea Exports for the period (January- October) in 2023 recorded a positive variance of Rs.21.2 billion over the previous year. Iraq emerged as the leading importer of Sri Lanka Tea and the other major importers were Turkey, Russia, U.A.E and China.

The 0.65Mkg of Ex-Estate teas on offer met with improved demand. Select Best Western High Grown BOPs were firm to irregularly dearer following quality, the below best and plainer varieties too appreciated from last levels. Select Best Western High Grown BOPFs were firm to dearer at times, the below best and plainer sorts were mostly dearer. There were hardly any Nuwara Eliya BOPs on offer, the BOPFs were tending dearer. Uda Pussellawa BOPs gained from last week's levels, BOPF too followed a similar trend, with price levels fluctuating following quality. UVA BOPs were dearer, the BOPFs appreciated from last levels. Low Grown CTC BP1s were tending dearer following special inquiry, the High and Medium sorts were irregularly dearer. Low Grown CTC PF1s were mostly firm on last levels, the High and Medium sorts too followed a similar trend.

The 2.3Mkg of Low Grown teas on offer met with fair demand. In the Leafy segment, well-made OPA's along with the OPs were firm. Select best OP1s gained following quality, others were mostly firm. BOP1s maintained last levels. PEKs and PEK1s met with lower interest. In the Small Leaf segment, well-made FBOPs were dearer, others were firm. Best FF1s improved following quality, others were firm. FF varieties met with improved demand. BOPF.SP, BOPF, BOP.SP and BOP grades met with improved interest. Premium flowery teas showed significant improvement.

Turkey, Russia, Iran and the C.I.S countries lent fair support. Libya and Iraq were active.



MARKET DESCRIPTION

Western Teas

Select best Western High Grown BOPs were firm to irregularly dearer, the below best and plainer varieties gained Rs.50/- to Rs.100/- and more. Select best Western High Grown BOPFs were firm to Rs.50/- to Rs.100/- dearer, the below best and plainer varieties gained by a similar margin. Medium BOPs were dearer by Rs.50/- to Rs.100/-, the BOPFs too appreciated by Rs.50/-.

Nuwara Eliya Teas

There were hardly any BOPs on offer, the BOPFs gained from last levels.

Uva Teas

Uva BOPs were dearer by Rs.50/- to Rs.100/-, the BOPFs too followed a similar trend. Uda Pussellawa BOPs were dearer by Rs.100/- to Rs.150/- at times, the BOPFs were dearer by Rs.50/- to Rs.80/-.

CTC Teas

Low Grown CTC BP1s appreciated irregularly, the High and Medium sorts were firm to irregular. Low Grown PF1s were firm on last levels, the High and Medium sorts were irregularly dearer.

QUOTATIONS

	BOP – RS.	BOPF – RS.
Good Westerns	1250 – 1380	1260 – 1500
Average Westerns	1100 – 1240	1120 – 1240
Plainer Westerns	940 – 1080	940 – 1100
Western Mediums	740 – 1750	750 – 880
00- Uva Teas	860 – 1220	730 – 1120
Nuwara Eliya Teas	NQ	1260 – 1380
Uda Pussellawa Teas	870 – 1200	890 – 1080
CTC (BP1 and PF1)	770 – 1460	740 – 1550





MARKET DESCRIPTION

Low Grown

Select best OP1s gained sharply, best and below best sorts too met with fair demand, secondaries were irregular. Well-made OPs were mainly firm, however with improved demand following quality. Select best OPAs were firm to dearer, best and below best types met with irregular demand with the prices fetching around last week's closing levels, secondaries tended lower. All BOP1s gained from last levels. Well-made Pekoes along with the heavy bold Pekoes were lower by Rs.30/- to Rs.50/- and more at times, flaky secondaries too declined irregularly. Shotty Pekoe1s tended lower, others too met with lower demand.

Select best and best BOPs were dearer by Rs.30/- to Rs.50/-, below best and secondary types too were dearer by Rs.20/- to Rs.40/-. BOP.SP.s and BOPF.SP.s met with improved demand. BOPFs followed a similar trend. Select best and best FBOPF1s were dearer by Rs.20/- to Rs.30/- and more following quality, below best types were firm, secondary types were dearer by Rs.20/- to Rs.40/-. Select best and best FBOPs were dearer by Rs.40/- to Rs.60/-, below best types were dearer by Rs.20/- to Rs.40/-, secondary types were firm. FBOPF varieties met with very good demand. All Premium Flowery teas were substantially dearer.

Off Grades

Select best and best Fgs1s were dearer by Rs.50/- to Rs.60/-, below best and poorer sorts were dearer by Rs.20/- to Rs.40/- and more towards the closure. Select best and best BM.s were lower by Rs.40/- to Rs.60/-, whilst below best and poorer types declined by Rs.30/- to Rs.40/- and more at times. Select best and best BP.s were dearer by Rs.30/- to Rs.50/-, whilst below best and poorer varieties maintained on last levels. Select best BOP1A.s were higher by Rs.30/- to Rs.60/-, best types were higher by Rs.60/- to Rs.200/-, below best types were higher by Rs.50/- to Rs.80/-, whilst poorer sorts were lower by Rs.10/- to Rs.20/-.

Dust

Select best and best Dust1s were irregularly lower by Rs.20/- to Rs.50/-, below best and poorer types were firm. High and Medium CTCs showed an irregular demand. Low Grown CTCs declined by Rs.40/- to Rs.60/-. Low Grown Dust / Dust1s declined by Rs.40/- to Rs.80/- and more towards the closure.



QUOTATIONS

	Select Best	Best	Below Best	Others
LIQUORING				
DUST-1	1200.00 - 1650.00	1000.00 - 1190.00	750.00 - 990.00	600.00 - 740.00
OFF GRADES				
FGS1	940.00 - 1060.00	870.00 - 930.00	700.00 - 860.00	600.00 - 690.00
FGS	750.00 - 870.00	720.00 - 740.00	660.00 - 710.00	520.00 - 650.00
LOW GROWNS				
FBOPF / FFSP / FFEXSP	3000.00 - 4200.00	2200.00 - 2800.00	1600.00 - 1900.00	1200.00 - 14000.00
BOP	1700.00 - 1900.00	1300.00 - 1600.00	1000.00 - 1250.00	850.00 - 980.00
BOPSP	1450.00 - 1800.00	1200.00 - 1400.00	900.00 - 1100.00	750.00 - 850.00
BOPF	1100.00 - 1400.00	900.00 - 1000.00	800.00 - 870.00	700.00 - 790.00
FBOPF1	1500.00 - 1750.00	1380.00 - 1460.00	1150.00 - 1280.00	800.00 - 1000.00
FBOP	2000.00 - 2500.00	1400.00 - 1600.00	1100.00 - 1300.00	800.00 - 1050.00
BOP1	2300.00 - 4150.00	1800.00 - 2250.00	1000.00 - 1300.00	850.00 - 980.00
OP1	3800.00 - 5000.00	2350.00 - 3550.00	1200.00 - 2300.00	850.00 - 1180.00
OP	1440.00 - 1600.00	1380.00 - 1420.00	1180.00 - 1360.00	960.00 - 1160.00
OPA	1320.00 - 2200.00	1140.00 - 1300.00	1060.00 - 1120.00	850.00 - 1000.00
PEKOE	1420.00 - 2300.00	1240.00 - 1400.00	1080.00 - 1220.00	850.00 - 1000.00
PEKOE1	1600.00 - 2500.00	1400.00 - 1550.00	1180.00 - 1380.00	900.00 - 1100.00
DUST / DUST1	1000.00 - 1380.00	850.00 - 990.00	700.00 - 840.00	550.00 - 690.00



EXCHANGE RATES

The average rates currencies quoted on 22nd November 2023 at 9.30 a.m. by Commercial Banks in Colombo for Telegraphic Transfers (TT).

Currency	Buy Rate	Sell Rate
USD	323.47	333.66
EURO	351.55	366.10
GBP	404.12	420.12



- **Top Prices**
- **Colombo Auction Averages**
- **All Brokers Private Sale Figures**



TOP PRICES (SALE NO. 46 – 21ST / 22ND NOVEMBER 2023)



WESTERN HIGH			
BOP		Dessford	1380.00
BOPSP		Wattegodde	1340.00
		Bearwell	1340.00
		Norwood	1340.00
BOPF/BOPFSP		Alton	1500.00
FBOP/FBOP1	*	St Andrews	1500.00
FBOPF/FBOPF1	*	St Andrews	1420.00
BOP1		Inverness	1400.00
OP/OPA	*	Venture	1340.00
OP1	*	Venture	1400.00
PEKOE/PEKOE1		Bogahawatte	1550.00

UVA HIGH			
BOP		Nayabedde	1220.00
BOPSP		Ranaya	1320.00
BOPF/BOPFSP		Bandaraeliya	1100.00
FBOP/FBOP1		Glenanore	1750.00
FBOPF/FBOPF1		Mount Uva	1460.00
BOP1		Craig	1360.00
OP/OPA		Gonamotawa	1300.00
OP1		Mount Uva	1400.00
PEKOE/PEKOE1		Glenanore	1750.00

NUWARA ELIYA			
BOP		Court Lodge	1340.00
BOPSP		-	
BOPF/BOPFSP		Mahagastotte	1380.00
FBOP/FBOP1		Mahagastotte	1830.00
OP/OPA	*	Lovers Leap	1160.00
PEKOE/PEKOE1	*	Lovers Leap	1380.00

WESTERN MEDIUM			
BOP		Dartry Valley	1750.00
		Harangalla	1750.00
BOPSP		Hatale	1650.00
BOPF/BOPFSP		Galgewatta	1200.00
FBOP/FBOP1		Craighead	2400.00
FBOPF/FBOPF1		Harangalla	1750.00
		Hatale	1750.00
BOP1		Orange Field	1480.00
OP/OPA		Craighead	1300.00
OP1		Dartry Valley	1500.00
PEKOE/PEKOE1		Uplands	2600.00

UVA MEDIUM			
BOP		Halpewatta Uva	1500.00
BOPSP	*	Halpewatte Uva	1550.00
	*	Demodera 'S'	1550.00
BOPF/BOPFSP		Dickwella	1420.00
FBOP/FBOP1	*	Halpewatte Uva	1700.00
FBOPF/FBOPF1		Glen Alpin	1480.00
BOP1	*	Wewesse	1700.00
OP/OPA		Glen Alpin	1320.00
OP1		Telbedde	1480.00
PEKOE/PEKOE1		Aruna Passara	1900.00

CTC LOW			
PF1	*	Kalubowitiyana CTC	1550.00
BP1	*	Ceciliyan CTC	1460.00
BPS		Lantern Hill CTC	820.00
OF		-	

UDA PUSSELLAWA			
BOP		Luckyland	1200.00
BOPSP		Luckyland	1160.00
		Kirklees	1160.00
BOPF/BOPFSP		High Forest	1080.00
FBOP/FBOP1		Blairlomond	1400.00
FBOPF/FBOPF1		Gonapitiya	1440.00
BOP1		Blairlomond	1040.00
OP/OPA		Gonapitiya	1260.00
		Alma	1260.00
OP1		Gonapitiya	1280.00
PEKOE/PEKOE1		Alma	1900.00

CTC HIGH			
PF1	*	Dunsinane CTC	1160.00
BP1		Ulugedara CTC	1140.00
BPS		Mount Vernon CTC	1200.00
OF		-	

CTC MEDIUM			
PF1	*	New Peacock CTC	1100.00
BP1		New Peacock CTC	1120.00
BPS	*	Donside CTC	900.00
OF		-	



TOP PRICES (SALE NO. 46 – 21ST / 22ND NOVEMBER 2023)



LOW			
BOP		Hidellana	2650.00
BOPSP		New Batuwangala	1900.00
BOPF		Hidellana	1950.00
BOPFSP		Wattahena	1750.00
	*	Broadlands Smallholders	1700.00
FBOP		Sithaka	3200.00
FBOP1		Aruna	2100.00
		Wattahena	2100.00
FBOPF		Katanwila	2800.00
FBOPF1		Athukorala Group Super	2700.00
		Gangaboda	2350.00
	*	Miriswatta	2200.00
BOP1		Pothotuwa	4150.00
OP1	+	Pothotuwa	5000.00
OP		New Batuwangala	1600.00
	*	Berubeula	1550.00
OPA		Green Lanka	2200.00
PEKOE		Lumbini	2300.00
PEKOE1		Thundola Ella	2500.00

**** MORE THAN ONE TOP PRICE OBTAINED**
*** TEAS SOLD BY JOHN KEELLS PLC**
+ ALL TIME RECORD PRICE
++ ALL TIME RECORD PRICE EQUALED

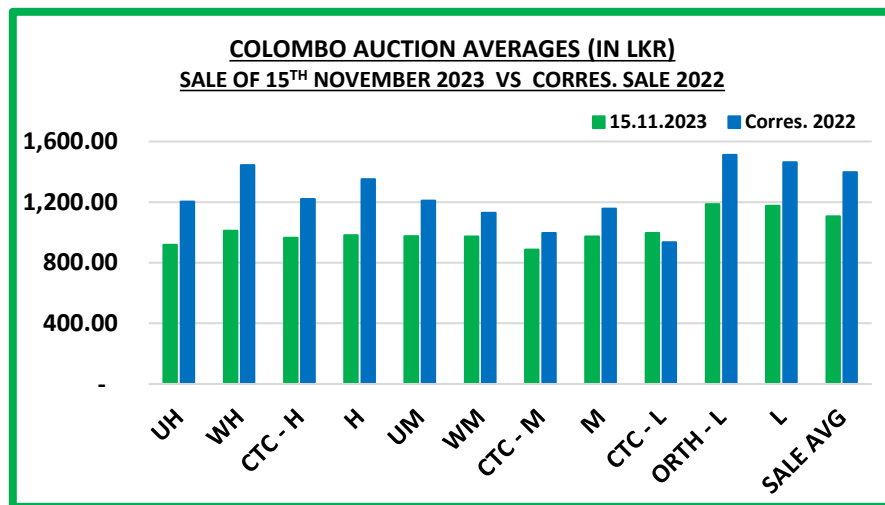
PREMIUM			
FBOPFSP		Kendalanda	5150.00
FBOPFEXSP		New Deniyaya	5450.00
FBOPFEXSP1		Lovers Leap	4450.00

DUST			
DUST1	*	Mattakelle	1650.00
P.DUST		Kalubowiyana CTC	1320.00

OFF GRADES			
FNGS/FNGS1		Clydesdale	1060.00
	*	Mattakelle	1040.00
	*	Clydesdale	1040.00
	*	Wanarajah	1020.00
PFNGS		Mount Vernon CTC	850.00
BM		New Lucky Dais	1180.00
BP		Co-Op Cola	1260.00
	*	Demodera 'S'	1220.00
BOP1A		Chandrika Estate	1460.00

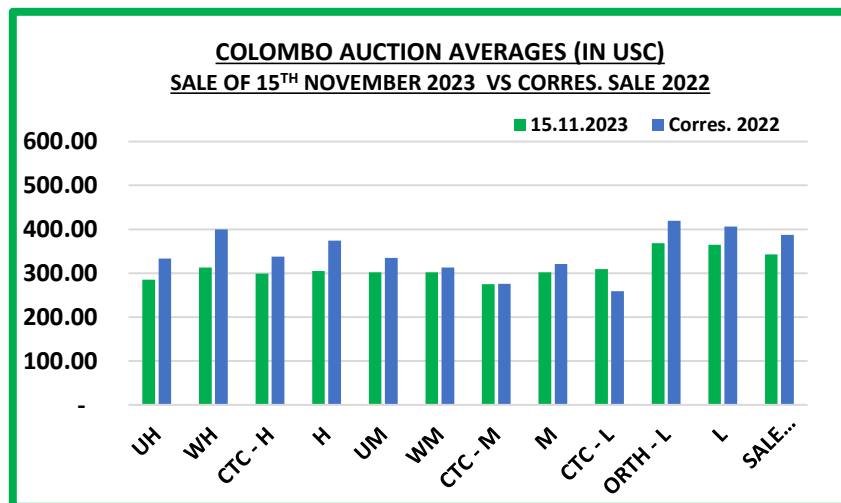


COLOMBO AUCTION AVERAGES



	Sale of 08/11/2023 In LKR	Sale of 15/11/2023 In LKR	Corres. 2022 In LKR
Uva High Grown	929.11	917.90	1202.51
Western High Grown	995.02	1010.65	1444.14
CTC High Grown	974.76	965.88	1220.36
Summary of High Grown	975.45	982.38	1350.79
Uva Medium Grown	966.41	975.54	1209.66
Western Medium Grown	957.35	973.03	1129.76
CTC Medium Grown	910.71	887.07	997.05
Summary of Medium Grown	960.62	973.81	1157.76
CTC Low Grown	1014.64	996.36	934.76
Orthodox Low Grown	1182.92	1187.32	1510.88
Summary of Low Grown	1171.53	1176.37	1463.97
TOTAL SALE AVERAGE	1099.80	1107.06	1398.21

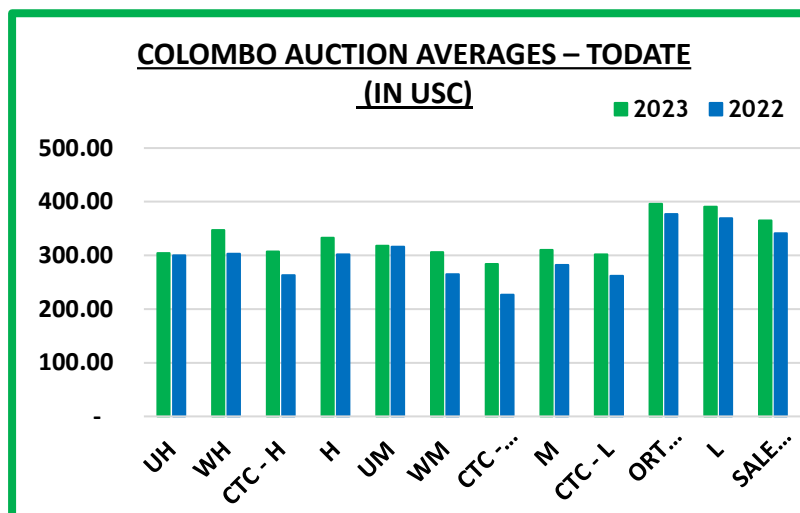
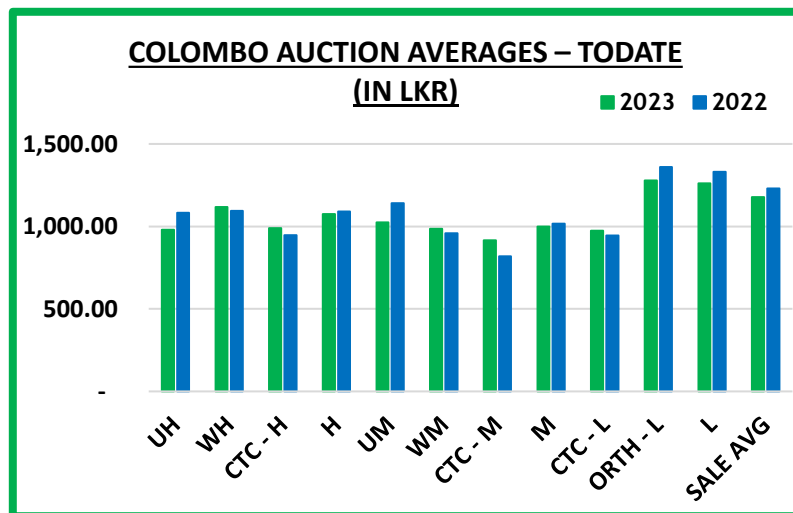
COLOMBO AUCTION AVERAGES



	Sale of 08/11/2023 In USC	Sale of 15/11/2023 In USC	Corres. 2022 In USC
Uva High Grown	288	285	333
Western High Grown	309	313	400
CTC High Grown	302	299	338
Summary of High Grown	302	305	374
Uva Medium Grown	300	302	335
Western Medium Grown	297	302	313
CTC Medium Grown	282	275	276
Summary of Medium Grown	298	302	321
CTC Low Grown	315	309	259
Orthodox Low Grown	367	368	419
Summary of Low Grown	363	365	406
TOTAL SALE AVERAGE	341	343	387



COLOMBO AUCTION AVERAGES



January to Date (Sale No.45)	2023 LKR	2022 LKR	2023 USC	2022 USC
Uva High Grown	980.54	1082.62	304	300
Western High Grown	1117.84	1094.70	347	303
CTC High Grown	989.24	947.60	307	263
Summary of High Grown	1074.58	1090.53	333	302
Uva Medium Grown	1025.19	1140.90	318	316
Western Medium Grown	986.29	958.06	306	265
CTC Medium Grown	915.20	818.42	284	227
Summary of Medium Grown	998.65	1017.19	310	282
CTC Low Grown	973.82	945.06	302	262
Orthodox Low Grown	1278.55	1359.83	396	377
Summary of Low Grown	1261.24	1331.24	391	369
TOTAL SALE AVERAGE	1178.07	1229.33	365	341



COLOMBO AUCTION AVERAGES

FROM 01 ST TO 15 TH NOVEMBER 2023	LKR
Uva High Grown	927.46
Western High Grown	1020.77
Summary of High Grown	993.22
Uva Medium Grown	971.18
Western Medium Grown	966.79
Summary of Medium Grown	968.26
Summary of Low Grown	1172.08
TOTAL SALE AVERAGE	1103.72



ALL BROKERS PRIVATE SALE FIGURES (FOR THE PERIOD – 13TH TO 18TH NOVEMBER 2023)

	WEEKLY	TODATE
High & Medium	33,502.00	2,076,907.50
Low	15,750.00	490,915.60
Green Tea	26,532.50	1,538,364.50
Organic Tea	2,544.00	475,267.36
BMF	60,428.00	2,431,499.00
Direct Sales	-	-
Forward Contract	25,000.00	2,098,908.00





- **Crop and Weather**
- **Crop Figures**
- **Export Figures**
- **Tea News**

CROP AND WEATHER - FOR THE PERIOD OF – 13TH TO 19TH NOVEMBER 2023



Western

Bright mornings with evening rainfall were experienced in Agarapathana, Dickoya and Talawakelle districts.



Nuwara Eliya

Nuwara Eliya and Kandapola districts experienced bright mornings with evening showers.



Uva

Dull mornings with evening rainfall were recorded in Haputale, whilst bright mornings with evening showers were reported in Lunugala and Badulla districts.



Low Grown

Bright weather conditions with occasional showers were experienced in Deniyaya, Rathnapura and Galle districts.



Crop

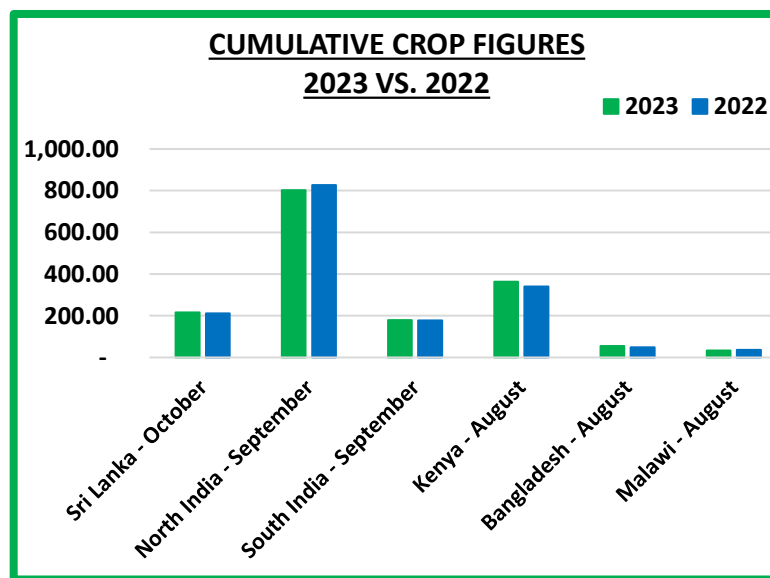
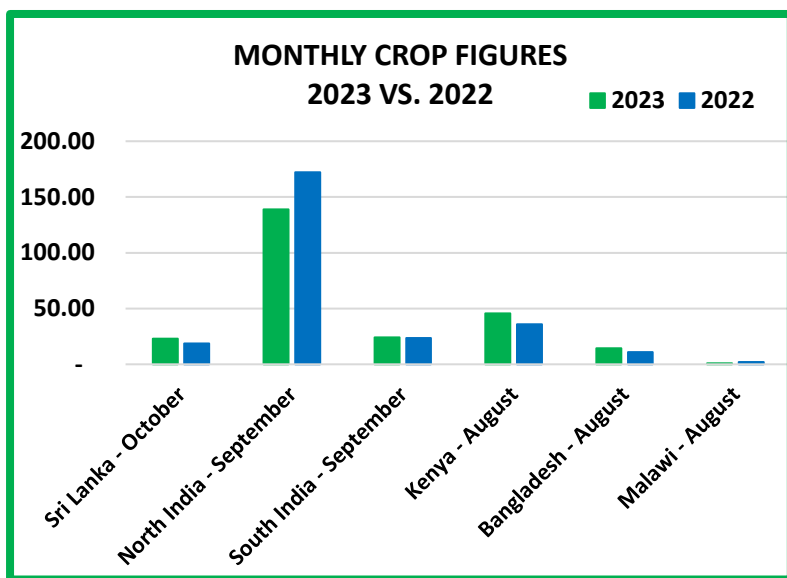
Crop intakes are low.



CROP FIGURES OF MAJOR PRODUCING & EXPORTING COUNTRIES

Country	Month	2023	2022	Cumulative + Inc. / Dec.	Cumulative	2023	2022	Cumulative + Inc. / Dec.
Sri Lanka	October	22.85	18.75	+ 4.10	Upto October	216.25	211.38	+ 4.87
North India	September	138.86(E)	172.22	- 33.36	Upto September	801.67(E)	826.11	- 24.44
South India	September	24.04(E)	23.47	+ 0.57	Upto September	178.55(E)	177.08	+ 1.47
Kenya	August	45.57	35.89	+ 9.68	Upto August	363.91	340.11	+ 23.80
Bangladesh	August	14.50	10.80	+ 3.70	Upto August	54.60	49.10	+ 5.50
Malawi	August	0.88	1.99	- 1.11	Upto August	32.70	35.70	- 3.00

(E) - Estimated





SRI LANKA TEA CROP

We give below the Sri Lanka Tea Crop for the month of October 2023 together with January / October 2023, and the corresponding figures for 2022.

	OCTOBER		JANUARY – OCTOBER	
	2023	2022	2023	2022
ORTHODOX				
High Grown	3,629,540	3,465,810	43,839,726	42,549,030
Medium Grown	3,284,932	2,464,036	28,936,366	28,032,790
Low Grown	13,873,338	10,925,650	122,513,710	120,473,196
TOTAL	20,787,810	16,855,496	195,289,802	191,055,017
CTC				
High Grown	389,045	391,583	4,450,196	4,352,486
Medium Grown	530,819	524,747	6,086,728	5,414,641
Low Grown	941,162	810,795	8,523,054	9,127,051
TOTAL	1,861,026	1,727,125	19,059,977	18,894,178
TOTAL BLACK PRODUCTION				
High Grown	4,018,585	3,857,393	48,289,922	46,901,516
Medium Grown	3,815,751	2,988,783	35,023,093	33,447,431
Low Grown	14,814,500	11,736,445	131,036,763	129,600,247
TOTAL	22,648,836	18,582,621	214,349,779	209,949,195
GREEN TEA				
High Grown	103,891	97,776	1,001,038	734,258
Medium Grown	958,581	71,166	900,167	700,890
Low Grown	931	0	8,386	2,210
TOTAL	203,403	168,942	1,909,590	1,437,358
TOTAL PRODUCTION				
High Grown	4,122,476	3,955,169	49,290,960	47,635,775
Medium Grown	3,914,332	3,059,949	35,923,260	34,148,320
Low Grown	14,815,431	11,736,446	131,045,149	129,602,458
TOTAL	22,852,239	18,751,563	216,259,369	211,386,553

SOURCE : SRI LANKA TEA BOARD



SRI LANKA TEA CROP - Continued;



Tea Production October 2023								
Black Tea Production According To Elevations								
Elevation	October (Kg)				January to Date (Kg)			
	2023	2022	Change	% Change	2023	2022	Change	% Change
High	4,122,476	3,955,169	167,307	4%	49,290,960	47,635,775	1,655,185	3.47%
Medium	3,914,332	3,059,949	854,383	28%	35,923,260	34,148,320	1,774,940	5.20%
Low	14,815,431	11,736,446	3,078,985	26%	131,045,149	129,602,458	1,442,691	1.11%
Total	22,852,239	18,751,563	4,100,676	22%	216,259,369	211,386,553	4,872,816	2.31%
Tea Production According To Categories								
Production	October (Kg)				January to Date (Kg)			
	2023	2022	Change	% Change	2023	2022	Change	% Change
Orthodox	20,787,810	16,855,496	3,932,314	23%	195,289,802	191,055,017	4,234,785	2.22%
CTC	1,861,026	1,727,125	133,901	8%	19,059,977	18,894,178	165,799	0.88%
Green Tea	203,403	168,942	34,461	20%	1,909,590	1,437,358	472,232	32.85%
Total	22,852,239	18,751,563	4,100,676	22%	216,259,369	211,386,553	4,872,816	2.31%

SOURCE : SRI LANKA TEA BOARD



SRI LANKA TEA EXPORTS



DESCRIPTION	QTY (KG)	VALUE (RS)	APPROX.AV.UNIT FOB VALUE PER KG.RS/CTS
OCTOBER 2023			
Instant Tea	35,829.46	130,162,738.00	3,632.84
Tea in Packets	8,290,851.18	13,479,050,072.00	1,625.77
Green Tea	360,194.05	1,333,140,358.00	3,701.17
Tea in Bags	1,879,404.90	5,228,256,247.00	2,781.87
Tea in Bulk	7,645,320.50	10,884,478,725.00	1,423.68
Total	18,211,600.09	31,055,088,140.00	1,705.24
OCTOBER 2022			
Instant Tea	302,679.28	926,391,122.00	3,060.64
Tea in Packets	7,926,079.14	15,338,888,620.00	1,935.24
Green Tea	402,941.41	1,682,804,343.00	4,176.30
Tea in Bags	1,743,063.76	5,791,585,980.00	3,322.65
Tea in Bulk	8,627,349.30	15,736,365,591.00	1,824.01
Total	19,002,112.89	39,476,035,656.00	2,077.46
JANUARY / OCTOBER 2023			
Instant Tea	1,911,691.75	6,539,720,051.00	3,420.91
Tea in Packets	89,656,586.63	150,290,842,550.00	1,676.29
Green Tea	3,696,228.30	14,972,621,642.00	4,050.78
Tea in Bags	18,968,424.88	54,837,875,615.00	2,891.01
Tea in Bulk	85,465,348.15	128,307,842,780.00	1,501.28
Total	199,698,279.71	354,948,902,638.00	1,777.43
JANUARY / OCTOBER 2022			
Instant Tea	2,446,606.93	6,180,651,938.00	2,526.21
Tea in Packets	94,463,024.76	137,254,333,288.00	1,453.00
Green Tea	3,609,940.74	13,601,395,452.00	3,767.76
Tea in Bags	18,266,514.62	48,057,878,243.00	2,630.93
Tea in Bulk	92,823,942.98	128,630,375,832.00	1,385.75
Total	211,610,030.03	333,724,634,753.00	1,577.07



MAJOR IMPORTERS OF SRI LANKA TEA

JANUARY / OCTOBER 2023

COUNTRY	BULK TEA	PACKETED TEA	TEA BAG	INSTANT TEA	GREEN TEA	TOTAL 2023	TOTAL 2022
IRAQ	3,917,377.50	24,010,792.66	162,910.84	-	6,525.77	28,097,606.77	38,403,333.52
TURKEY	5,388,893.00	19,800,932.36	318,112.61	720.00	30,873.71	25,539,531.68	11,732,210.35
RUSSIA	15,027,648.00	2,798,697.45	792,140.21	3,153.80	409,779.00	19,031,418.46	20,660,136.26
U.A.E.	9,510,778.74	4,651,221.51	209,889.70	1,409.98	352,448.26	14,725,748.19	18,318,449.84
CHINA	8,832,564.13	734,705.21	230,773.66	45,183.30	100,074.50	9,943,300.80	9,549,536.54
LIBYA	-	7,866,904.40	27,897.18	-	401,804.68	8,296,606.26	9,911,238.84
AZERBAIJAIN	7,290,912.00	309,677.46	4,493.15	-	4,925.80	7,610,008.41	10,163,731.13
CHILE	5,103,948.00	190,279.26	1,065,528.87	1,072.50	29,812.79	6,390,641.42	5,932,016.18
SYRIA	783,974.00	4,570,808.30	616,140.00	-	60.00	5,970,982.30	5,541,214.23
SAUDI ARABIA	1,225,170.75	2,436,863.78	1,816,002.91	20,811.93	184,732.84	5,683,582.21	5,108,532.38



TEA NEWS AROUND THE GLOBE



MOMBASA MARKET

SALE NO. 47 – SALE OF 20TH & 21ST NOVEMBER 2023

Good general demand prevailed for the 268,339 packages (17,973,334.00 kilos) in the market with 45.20% neglected.

OFFERINGS

Leaf Grades	-	151,720 packages (9,926,222.00 kilos) – 52.15% unsold.
Dust Grades	-	90,320 packages (6,693,959.00 kilos) – 39.95% unsold.
Secondary Grades	-	26,299 packages (1,353,153.00 kilos) – 23.12% unsold.

MARKETS

Pakistan Packers continued strong while **Afghanistan** and **Bazaar** showed more activity. **Yemen** and **other Middle Eastern countries** saw improved interest with **Egyptian Packers** and **UK** maintaining enquiry. **Kazakhstan** and **other CIS states** were selective while **South Sudan** lent more support. **Local Packers** were less active with **Russia, Iran** and **Sudan** absent. **Somalia** maintained activity at the lower end of the market.

LEAF GRADES (M2)

BP1:

Best – Were irregular with some teas firm to dearer by up to USC102 while others shed up to USC100.

Brighter – Most teas lost up to USC33 but a few lines advanced by up to USC24 with selected invoices dearer by USC43 and USC140.

Mediums – KTDA mediums varied between steady to USC4 dearer to easier by a similar margin with a number of teas remaining unsold; plantation mediums were firm to easier by up to USC33.

Lower Medium – Irregular ranging between steady to USC32 dearer to USC22 below last levels.

Plainer – Some teas appreciated by up to USC21 with others easier by up to USC12.

PF1:

Best – Varied between steady to USC30 above last levels to easier by up to USC31 with some teas USC76 below previous levels.

Brighter – Firm to dearer by up to USC34.

Mediums – KTDA mediums were irregular ranging between steady to USC10 dearer to easier by up to USC6 while plantation mediums varied between firm to USC12 dearer to USC11 below previous levels.

Lower Medium – Ranged between firm to USC14 above last prices with select invoices appreciating by up to USC25 to easier by up to USC18.

Plainer – Irregular but mostly dearer by up to USC44 to easier by USC10.

DUST GRADES (M1)

PDUST:

Best – Saw irregular interest and ranged between firm to USC42 dearer with selected invoices gaining USC66 to USC34 below last levels and select lines lost USC72.

Brighter – Firm to dearer by up to USC14.

Mediums – Most KTDA mediums were steady at previous prices but a few teas appreciated by up to USC5; plantation mediums saw reduced enquiry and were firm to USC17 easier.

Lower Medium – Were irregularly easier by up to USC27.

Plainer – Varied between firm to dearer by up to USC11 with select teas advancing by up to USC50 to easier by up to USC7.



TEA NEWS AROUND THE GLOBE



MOMBASA MARKET – Continued ;

DUST1:

Best – Were firm to USC13 above last prices.

Brighter – Steady to USC16 dearer.

Mediums – KTDA mediums ranged between firm to USC20 dearer to easier by up to USC7 while plantation mediums were mostly easier by up to USC27 but a few lines gained up to USC8.

Lower Medium – Varied between steady to USC8 dearer to USC18 below previous levels.

Plainer – Irregular ranging between USC20 dearer to easier by USC9.

SECONDARY GRADES (S1)

In the Secondary Catalogues, best **BPs** were firm to dearer while others were discounted with **PFs** were tending steady. Clean well sorted coloury **Fannings** were firm to dearer while similar **DUSTs** held value. **Other Fannings** eased while **DUSTs** were about steady. **BMFs** were well absorbed.

QUOTATIONS	BP1 – USC	PF1 – USC
Best	230 – 433	301 – 478
Good	230 – 402	315 – 340
Good Medium	255 – 402	280 – 332
Medium (KTDA)	250 – 254	217 – 284
Medium (Plantations)	134 – 305	115 – 219
Lower Medium	114 – 175	065 – 146
Plainer	103 – 137	050 – 156

AUCTION	KENYA 2022 \$	KENYA 2023 \$	TOTAL 2022 \$	TOTAL 2023 \$
45	2.56	2.25	2.44	2.10
46	2.48	2.23	2.34	2.05
47	2.44	2.21	2.32	2.04



SOURCE : AFRICA TEA BROKERS LTD.

TEA NEWS AROUND THE GLOBE



CHITTAGONG MARKET

SALE NO. 30 – 20TH NOVEMBER 2023

CTC LEAF: 75,762 packages of tea on offer again met with a fair demand.

BROKENs: Well made clean liquoring Broken s met with a good demand and a few lines advanced with competition. Other Broken s met with a fairly good demand but were easier with some withdrawals. Plain types met with less demand at easier rates and there were more withdrawals. BLF teas witnessed limited demand and only a few lines were sold at easier rates.

FANNINGS: Good Fannings continued to meet with a good demand and were about steady. A few lines advanced following competition. Mediums were about steady but plain types saw less demand and prices declined. There were also more withdrawals. BLF teas met with a limited demand with heavy withdrawals.

DUST: 13,584 packages of tea on offer met with good demand. Good liquoring Dusts sold well with few withdrawals. Mediums were a fair market at Tk.3/- to Tk.5/- less than last levels. Plain and BLF Dusts were an easier market with several withdrawals. Blenders were active whilst Loose tea buyers were selective.

COMMENTS: Offerings again were very heavy comprising a larger weight of reprinted teas. Blenders continued to operate actively along with a little more interest from the Loose tea buyers. A feature of the sale was better prices for improved Invoices, but reprints hardly saw interest and where sold suffered in price with very heavy withdrawals. CDs were in good demand.

Our catalogue: (Sale 30) Avg: Tk 191.80 , Sold 55.17 % , (Sale 29) Avg: Tk 191.87 , Sold 61.88 %

Quotations – This Week – (In Taka)

Broken s	This Week	Last Week	Fannings	This week	Last Week	Dust	This week	Last Week
Best	205-215 nom	205-212 nom	Best	215-220 nom	212-220 nom	PD	143-229	110-260
Good	180-190	180-185	Good	185-195	185-190	RD	138-315	156-253
Good Med	165-178	165-175	Good Med	175-180	172-177	D	171-290	175-346
Medium	150-160	150-160	Medium	150-160	155-165	CD	167-325	179-400
Plain	120-140	125-145	Plain	130-140	130-145	BLF	104-178	95-135
BLF	90-120	90-125	BLF	90-120	90-125			

Exchange Rates 20th November 2023 Sterling Pound: Tk. 137.6730, dollar: Tk. 110.5000

SOURCE : NATIONAL BROKERS LTD





SILIGURI MARKET

SALE NO. 46 – SALE OF 18TH NOVEMBER 2023

1. **MARKET DESCRIPTION :**
 - DEMAND – GOOD FOR LEAF AND FAIR FOR DUST.
 - WHILST QUALITY WAS COMPETED FOR AT AROUND LAST LEVELS, REMAINDER EASED IRREGULARLY.
 - DOMESTIC BUYERS WERE ACTIVE WITH SOME SUPPORT FROM TRADITIONAL BLENDERS. EXPORTERS WERE SELECTIVE.
 - FUTURE OFFERINGS ARE IN DEFICIT WHEN COMPARED TO LAST SEASON AT ALL 3 CENTERS AS ON DATE.
2. **TOTAL AUCTION WEIGHTED AVERAGE (₹)**

	2023-24			2022-23			UPTO SALE - 46		
	SALE - 46	SALE - 45	+/-	SALE - 46	SALE - 45	+/-	2023-24	2022-23	2021-22
CTC	164.87	169.19	-4.32	170.60	172.46	-1.87	170.69	186.39	184.77
DUST	158.46	155.60	2.86	174.74	177.92	-3.18	165.44	181.62	171.81
TOTAL	164.24	167.52	-3.28	171.01	172.97	-1.96	170.09	185.85	183.27

SOURCE: PARCON INDIA PVT LTD

GUWAHATI MARKET

SALE NO. 46 – SALE OF 18TH NOVEMBER 2023

1. **MARKET DESCRIPTION :**
 - SUBDUED DEMAND.
 - LEVELS FOR ALL SORTS WERE IRREGULARLY EASIER. LIQUORING TEAS WERE READILY ABSORBED WHILE THE BROWNER & MEDIUM TEAS FACED WITHDRAWALS. THE PLAINER TYPES WERE ABSORBED WITH DROP IN PRICE LEVELS.
 - SELECT GOOD PREMIUM DUST GRADES WERE WELL COMPETED FOR, ALL OTHERS CATEGORIES EASED WITH PROGRESS OF SALE. MEDIUM & PLAINER DUSTS WERE A WEAK FEATURE WITH NOTICEABLE OUTLOTS.
 - WESTERN INDIA BUYERS OPERATED ON LIQUORING TEAS AT EASIER LEVELS. MAJOR BLENDERS ACTIVE IN LEAF WHILE SELECTIVE IN DUST.
 - INTERNAL BUYERS LENT USEFUL SUPPORT BUT OPERATED AT MUCH LOWER LEVELS COMPARED TO LAST WEEK. EXPORTERS – SELECTIVE FOR BOLDER BROKENS.
2. **TOTAL AUCTION WEIGHTED AVERAGE (₹)**

	2023-24			2022-23			UPTO SALE - 46		
	SALE - 46	SALE - 45	+/-	SALE - 46	SALE - 45	+/-	2023-24	2022-23	2021-22
CTC	189.82	193.24	-3.42	181.52	186.73	-5.21	202.55	202.65	189.28
DUST	177.77	178.77	-1.00	191.78	192.88	-1.10	195.77	203.56	185.12
TOTAL	186.90	189.49	-2.59	184.09	188.31	-4.22	200.61	202.90	188.05

SOURCE: PARCON INDIA PVT LTD





TEA NEWS AROUND THE GLOBE

KOLKATA ORTHODOX / CTC MARKET

SALE NO. 46 – SALE OF 18TH NOVEMBER 2023

1. Market Description :

- GOOD DEMAND.
- GOOD/BETTER MEDIUM WHOLE LEAF AND LARGER BROKENS SOLD AT FULLY FIRM RATES.
- BOLDER WHOLE LEAF MAINTAINED LEVELS, WHILST REMAINDER BROKENS AND FANNINGS WERE IRREGULAR AROUND LAST FOLLOWING QUALITY.
- BROWNER/STALKIER SORTS TENDED EASIER AND ALSO WITNESSED SOME WITHDRAWALS.
- EXPORTERS TO THE MIDDLE EAST AND CIS OPERATED.

	WHOLE LEAF		BROKENS		FANNINGS
	1ST LINE	2ND LINE	LARGER	SMALLER	LEAFY
BEST	320-350+	280-300+(N)	290-320+	270-310+(N)	180-210+(N)
GOOD	260-300+	250-270+	250-280	220-260	140-160
MEDIUM	230-250	210-240	220-250	180-210	110-130

1. Market description :

- DEMAND- GOOD FOR LIQUORING TEAS AND FAIR FOR REMAINDER.
- GOOD / BEST ASSAMS AND DOOARS WERE STEADY, MEDIUM AND BETTER MEDIUM SORTS WERE IRREGULAR AND TENDED EASIER WITH FAIR WITHDRAWALS.
- DUSTS FOLLOWED A SIMILAR TREND.
- WI OPERATED WITH SUPPORT FROM MAJOR BLENDERS, EXPORTERS AND INTERNAL TRADERS.

2. TOTAL AUCTION WEIGHTED AVERAGE (₹)

	2023-24			2022-23			UPTO SALE - 46		
	SALE - 46	SALE - 45	+/-	SALE - 46	SALE - 45	+/-	2023-24	2022-23	2021-22
CTC	211.65	215.31	-3.66	201.71	209.84	-8.13	218.10	225.44	212.67
DUST	211.28	214.18	-2.89	224.20	230.36	-6.15	227.28	248.38	217.57
TOTAL	211.52	214.91	-3.39	208.03	215.65	-7.62	220.91	231.87	214.05

SOURCE: PARCON INDIA PVT LTD



UPCOMING AUCTION DETAILS

Auction No.	48		47	
Dates	05 th / 06 th December 2023		28 th / 29 th November 2023	
	No. of Lots	Qty – kg	No. of Lots	Qty – kg
Ex-Estate	512	523,925	621	646,511
Main Sale Total	9,016	3,958,517	10,068	4,519,428
High & Medium	1,194	493,973	1,560	668,769
Low Grown – Leafy	1,842	667,719	2,005	741,797
Low Grown – Semi Leafy	1,395	575,351	1,700	731,065
Low Grown Tippy	1,605	727,165	1,740	790,828
Premium / Flowery	330	53,254	417	65,446
Off Grades	2,238	1,095,214	2,128	1,071,559
Dust	412	345,841	518	449,964
Grand Total	9,528	4,482,442	10,689	5,165,939
Reprints	857	428,440	1,090	515,999
Total No. of Lots on Offer		9,528	10,689	
Total Quantity on Offer (kg)		4,482,442	5,165,939	



SCHEDULED CLOSING DATES

Auction No.	Date of Sale	Ex-Estate	Main Sale
49	12 th / 13 th December 2023	23/11/2023	23/11/2023
50	18 th / 19 th December 2023	30/11/2023	30/11/2023
01	02 nd / 03 rd January 2024	07/12/2023	07/12/2023

PROMPT DATES

Auction No.	Buyers	Sellers
47	05/12/2023	06/12/2023
48	12/12/2023	13/12/2023
49	19/12/2023	20/12/2023



ORDER OF SALE (SALE NO. 47 – 28TH / 29TH NOVEMBER 2023)

Main Sale Order – 1 (Leafy / Semi Leafy / Tippy / Premium / 1A)	Main Sale Order – 2 (H & M / Off Grade / Dust)	Ex-Estate
CEYLON TEA BROKERS PLC	MERCANTILE PRODUCE BROKERS (PVT) LTD	FORBES & WALKER TEA BROKERS (PVT) LTD
JOHN KEELLS PLC	FORBES & WALKER TEA BROKERS (PVT) LTD	EASTERN BROKERS. LTD.
ASIA SIYAKA COMMODITIES PLC.	BARTLEET PRODUCE MARKETING (PVT) LTD	BARTLEET PRODUCE MARKETING (PVT) LTD
EASTERN BROKERS. LTD.	LANKA COMMODITY BROKERS LTD	LANKA COMMODITY BROKERS LTD
LANKA COMMODITY BROKERS LTD	CEYLON TEA BROKERS PLC	CEYLON TEA BROKERS PLC
MERCANTILE PRODUCE BROKERS (PVT) LTD	EASTERN BROKERS. LTD.	MERCANTILE PRODUCE BROKERS (PVT) LTD
FORBES & WALKER TEA BROKERS (PVT) LTD	JOHN KEELLS PLC	JOHN KEELLS PLC
BARTLEET PRODUCE MARKETING (PVT) LTD	ASIA SIYAKA COMMODITIES PLC.	ASIA SIYAKA COMMODITIES PLC.

[DB : HR / SG]





“

*Your time is limited, So don't waste it living
someone else's life.*

– Steve Jobs

”