



# TEA MARKET REPORT

## JOHN KEELLS PLC

**SALE NO. 48 – 05<sup>TH</sup> / 06<sup>TH</sup> DECEMBER 2023**





COLOMBO INTERNATIONAL  
**TEA CONVENTION**  
**2024**



**TEA**  
**A LIFESTYLE & A LIVELIHOOD**

**24<sup>th</sup> - 26<sup>th</sup> July**

Cinnamon Grand Hotel, Colombo - Sri Lanka

*Including Tea Estate & Factory Visits*

**Registrations Open Soon**

For inquiries : +94 773865233  
[teaconvention@ceylonteaevents.com](mailto:teaconvention@ceylonteaevents.com) | [www.ceylonteaevents.com](http://www.ceylonteaevents.com)

# ORDER OF SALE (SALE NO. 48 – 05<sup>TH</sup> / 06<sup>TH</sup> DECEMBER 2023)

Main Sale Order – 1 (Leafy / Semi Leafy / Tippy / Premium / 1A)	Main Sale Order – 2 (H & M / Off Grade / Dust)	Ex-Estate
JOHN KEELLS PLC	FORBES & WALKER TEA BROKERS (PVT) LTD	EASTERN BROKERS. LTD.
ASIA SIYAKA COMMODITIES PLC.	BARTLEET PRODUCE MARKETING (PVT) LTD	BARTLEET PRODUCE MARKETING (PVT) LTD
LANKA COMMODITY BROKERS LTD	LANKA COMMODITY BROKERS LTD	LANKA COMMODITY BROKERS LTD
MERCANTILE PRODUCE BROKERS (PVT) LTD	CEYLON TEA BROKERS PLC	CEYLON TEA BROKERS PLC
EASTERN BROKERS. LTD.	EASTERN BROKERS. LTD.	MERCANTILE PRODUCE BROKERS (PVT) LTD
FORBES & WALKER TEA BROKERS (PVT) LTD	JOHN KEELLS PLC	JOHN KEELLS PLC
BARTLEET PRODUCE MARKETING (PVT) LTD	ASIA SIYAKA COMMODITIES PLC.	ASIA SIYAKA COMMODITIES PLC.
CEYLON TEA BROKERS PLC	MERCANTILE PRODUCE BROKERS (PVT) LTD	FORBES & WALKER TEA BROKERS (PVT) LTD





## AUCTION DETAILS

Auction No.	48	
Dates	05 <sup>th</sup> / 06 <sup>th</sup> December 2023	
	No. of Lots	Qty – kg
Ex Estate	512	523,925
Main Sale Total	9,016	3,958,517
High & Medium	1,194	493,973
Low Grown - Leafy	1,842	667,719
Low Grown - Semi Leafy	1,395	575,351
Low Grown Tippy	1,605	727,165
Premium / Flowery	330	53,254
Off Grades	2,238	1,095,214
Dust	412	345,841
Grand Total	9,528	4,482,442
Reprints	857	428,440
<b>Total No. of Lots Offered</b>	<b>9,528</b>	
<b>Total Quantity Offered (kg)</b>	<b>4,482,442</b>	

## PROMPT DATES

Auction No.	Buyers	Sellers
48	12/12/2023	13/12/2023



# COMMENTS



The Auction averages for the month of November 2023 recorded at Rs.1,116.65, is a decline of Rs.266.40 in comparison to November 2022 which was at Rs.1,383.05. When analyzing the respective elevations, the High Grown recorded an average of Rs.1,004.88 which is a negative variance of Rs.335.87 in comparison to Rs.1,340.75 in November last year. The Medium Grown too recorded a negative variance of Rs.193.51 with an average of Rs.983.98 when compared to Rs.1,177.49 in November 2022. Similarly, the Low Grown recorded a negative variance of Rs.257.25 with an average of Rs.1,190.90 in comparison to Rs.1,448.15 in November last year.

The 0.52Mkg of Ex-Estate teas on offer met with fair demand. Select Best Western High Grown BOPs appreciated, the below best and plainer varieties too were dearer. Select Best Western High Grown BOPFs were selectively dearer, the others were mostly firm on last levels, the below best and plainer sorts too were firm with only a few selected invoices gaining from last week. There were hardly any Nuwara Eliya BOPs on offer, the BOPFs were tending irregular. Uda Pussellawa BOPs were dearer, the BOPFs barely maintained last levels. UVA BOPs were firm to dearer at times, the BOPFs were irregular. There were hardly any Low Grown CTC BP1s on offer this week, the High and Medium sorts were firm to irregularly dearer at times. Low Grown CTC PF1s gained selectively whilst others were firm, the High and Medium PF1s too were firm to irregularly dearer.

The 2.0Mkg of Low Grown teas on offer met with good demand. In the Leafy segment, OPA's were firm, OPs too met with fair demand. OP1s and BOP1s were firm. PEKs met with irregular demand, PEK1s were lower to last. In the Small Leaf segment, well-made FBOPs were dearer, others too appreciated. FF1s improved following quality. FF varieties met with reasonable demand. BOPF.SP, BOPF, BOP.SP and BOP grades met with good interest. Premium flowery teas met with good demand.

Turkey, Russia, Iran and the C.I.S countries lent fair support. Libya and Iraq were active





## MARKET DESCRIPTION

### Western Teas

Select best BOPs appreciated by Rs.50/- to Rs.100/- and more, the below best and plainer varieties too were dearer by Rs.100/- to Rs.150/-. Select best BOPFs appreciated selectively following quality, the below best and plainer varieties were mostly firm with a few invoices appreciating following special inquiry. Medium BOPs were firm to Rs.50/- to Rs.100/- dearer, the BOPFs too gained by Rs.50/- on average.

### Nuwara Eliya Teas

There were hardly any BOPs on offer, the BOPFs were irregular following quality.

### Uva Teas

Uva BOPs were selectively dearer, the BOPFs were tending irregular. Uda Pussellawa BOPs were mostly dearer, the BOPFs barely maintained last levels.

### CTC Teas

There were hardly any Low Grown CTC BP1s on offer this week, Medium Grown CTC BP1s were irregular following quality, whilst the High Grown types were firm to a little dearer at times. Low Grown PF1s were firm and selectively dearer, the High and Medium sorts were firm to a little irregular at times.

## QUOTATIONS

	BOP – RS.	BOPF – RS.
Good Westerns	1300 – 1420	1280 – 1480
Average Westerns	1120 – 1280	1140 – 1250
Plainer Westerns	920 – 1100	960 – 1120
Western Mediums	750 – 1700	750 – 1080
00- Uva Teas	1060 – 1280	980 – 1020
Nuwara Eliya Teas	NQ	1900
Uda Pussellawa Teas	980 – 1180	860 – 940
CTC (BP1 and PF1)	790 – 1220	700 – 1650





# MARKET DESCRIPTION

## Low Grown

Select best OP1s declined from last levels, others met with good demand and were mostly dearer. Well-made OPs were firm, below best types gained from last levels. Select best OPAs declined marginally, others were firm to dearer. Better twisted BOP1s were firm, others met with improved demand. Well-made Pekoes gained from last levels, bold Pekoes too improved following quality, secondaries were mostly firm. Shotty Pekoe1s met with good demand, others declined irregularly.

Select best and best BOPs were dearer by Rs.30/- to Rs.50/-, below best and secondary types too were dearer by Rs.20/- to Rs.40/-. BOP.SP.s and BOPF.SP.s met with improved demand. BOPFs followed a similar trend. Select best and best FBOPF1s were dearer by Rs.40/- to Rs.60/- and more following quality, below best types too were dearer by Rs.20/- to Rs.40/-, secondary types were firm. Select best and best FBOPs were dearer by Rs.40/- to Rs.60/-, below best types were dearer by Rs.60/- to Rs.80/-, secondary types were firm. FBOPF varieties and all the Premium Flowery teas met with very good demand.

## Off Grades

Select best Fgs1s were dearer by Rs.10/- to Rs.30/-, below best and poorer sorts were dearer by Rs.30/- to Rs.40/- and more towards the closure. Select best and best BM.s maintained on last levels, whilst below best and poorer types were lower by Rs.20/- to Rs.30/- and more at times. Select best and Best BP.s were firm to dearer by Rs.30/- to Rs.50/-, whilst below best and poorer varieties were dearer by Rs.20/- to Rs.40/-. Select best BOP1As were lower by Rs.20/- to Rs.40/-, best types maintained on last levels, below best types were higher by Rs.30/- to Rs.60/-, whilst poorer sorts were higher by Rs.10/- to Rs.20/-.

## Dust

Select best Dust1s were firm, best and plainer varieties were irregularly lower, below best and poorer types were dearer by Rs.20/- to Rs.40/- and more at times. High and Medium CTCs were firm. Low Grown CTCs showed an irregular demand. Low Grown Dust / Dust1s declined by Rs.40/- to Rs.60/- and more.



# QUOTATIONS

	Select Best	Best	Below Best	Others
<b>LIQUORING</b>				
DUST-1	1180.00 - 1700.00	1000.00 - 1170.00	750.00 - 990.00	600.00 - 740.00
<b>OFF GRADES</b>				
FGS1	960.00 - 1120.00	900.00 - 950.00	730.00 - 890.00	520.00 - 720.00
FGS	750.00 - 860.00	710.00 - 740.00	650.00 - 700.00	500.00 - 640.00
<b>LOW GROWNS</b>				
FBOPF / FFSP / FFEXSP	4000.00 - 6000.00	2700.00 - 3800.00	1600.00 - 2500.00	1200.00 - 1400.00
BOP	1750.00 - 2000.00	1300.00 - 1600.00	1000.00 - 1250.00	850.00 - 980.00
BOPSP	1450.00 - 1800.00	1200.00 - 1400.00	900.00 - 1100.00	750.00 - 850.00
BOPF	1300.00 - 1500.00	900.00 - 1100.00	800.00 - 870.00	700.00 - 790.00
FBOPF1	1550.00 - 1800.00	1400.00 - 1500.00	1150.00 - 1280.00	800.00 - 1000.00
FBOP	2000.00 - 2500.00	1500.00 - 1800.00	1250.00 - 1400.00	800.00 - 1050.00
BOP1	2400.00 - 4550.00	1900.00 - 2350.00	1100.00 - 1850.00	850.00 - 1080.00
OP1	3800.00 - 4500.00	2500.00 - 3750.00	1300.00 - 2450.00	800.00 - 1280.00
OP	1440.00 - 1700.00	1380.00 - 1420.00	1240.00 - 1360.00	900.00 - 1200.00
OPA	1320.00 - 1650.00	1140.00 - 1300.00	1080.00 - 1120.00	800.00 - 1060.00
PEKOE	1440.00 - 2300.00	1260.00 - 1420.00	1100.00 - 1240.00	850.00 - 1080.00
PEKOE1	1500.00 - 2650.00	1400.00 - 1480.00	1180.00 - 1380.00	860.00 - 1100.00
DUST / DUST1	920.00 - 1460.00	800.00 - 910.00	700.00 - 790.00	550.00 - 690.00





# EXCHANGE RATES

The average rates currencies quoted on 06<sup>th</sup> December 2023 at 9.30 a.m. by Commercial Banks in Colombo for Telegraphic Transfers (TT).

Currency	Buy Rate	Sell Rate
USD	322.68	333.07
EURO	346.81	361.12
GBP	405.36	421.27



- **Top Prices**
- **Colombo Auction Averages**
- **All Brokers Private Sale Figures**



# TOP PRICES (SALE NO. 48 – 05<sup>TH</sup> / 06<sup>TH</sup> DECEMBER 2023)



WESTERN HIGH			
BOP		Somerset	1440.00
BOPSP		Wattegodde	1500.00
BOPF/BOPFSP		Bearwell	1480.00
FBOP/FBOP1		Torrington	1550.00
FBOPF/FBOPF1		Queensberry	1460.00
BOP1		Inverness	1600.00
OP/OPA	*	<b>Venture</b>	<b>1320.00</b>
OP1		Bambrakelly	1700.00
PEKOE/PEKOE1		Frotoft Super	1700.00

UVA HIGH			
BOP	*	<b>Nayabedde</b>	<b>1180.00</b>
BOPSP		Glenanore	1260.00
BOPF/BOPFSP		Kelliebedde	1020.00
FBOP/FBOP1	*	<b>Glenanore</b>	<b>1850.00</b>
FBOPF/FBOPF1		Oodoowerre	1600.00
BOP1		Mount Uva	1480.00
		Mahadowa	1480.00
OP/OPA		Battawatte	1460.00
OP1		Craig	1440.00
PEKOE/PEKOE1		Battawatte	1700.00

NUWARA ELIYA			
BOP		-	
BOPSP		Court Lodge	1220.00
BOPF/BOPFSP		Mahagastotte	1900.00
FBOP/FBOP1		Court Lodge	1550.00
OP/OPA		-	
PEKOE/PEKOE1		Court Lodge	1300.00

WESTERN MEDIUM			
BOP		Harangalla	1700.00
BOPSP		Uplands	1380.00
BOPF/BOPFSP		Ancoombra	1280.00
FBOP/FBOP1		Harangalla	2400.00
FBOPF/FBOPF1		Dartry Valley	2250.00
		Harangalla	2250.00
BOP1		Dartry Valley	1950.00
OP/OPA		Harangalla	1360.00
OP1		Harangalla	1900.00
PEKOE/PEKOE1		Meezan	2100.00

UVA MEDIUM			
BOP	*	<b>Demodera 'S'</b>	<b>1650.00</b>
BOPSP	*	<b>Halpewatte Uva</b>	<b>1700.00</b>
BOPF/BOPFSP		Dickwella	1500.00
FBOP/FBOP1		Sarnia Plaiderie	1700.00
FBOPF/FBOPF1	*	<b>Sarnia Plaiderie</b>	<b>1650.00</b>
	*	<b>Halpewatte Uva</b>	<b>1650.00</b>
BOP1	*	<b>Halpewatte Uva</b>	<b>2000.00</b>
OP/OPA	*	<b>Sarnia Plaiderie</b>	<b>1340.00</b>
OP1		Halpewatta Uva	1700.00
PEKOE/PEKOE1		Sarnia Plaiderie	1850.00
		Blossoms Uva Tea	1850.00
		Demodera 'S'	1850.00
		Halpewatta Uva	1850.00

CTC LOW			
PF1	*	<b>Kalubowitiyana CTC</b>	<b>1650.00</b>
	*	<b>Hingalgoda CTC</b>	<b>1650.00</b>
BP1	*	<b>Nelunwatta CTC</b>	<b>890.00</b>
		Lantern Hill CTC	890.00
BPS		-	
OF		-	

UDA PUSSELLAWA			
BOP		Mooloya	1180.00
BOPSP		Luckyland	1160.00
BOPF/BOPFSP	*	<b>Ragalla</b>	<b>1000.00</b>
		Kirklees	1000.00
FBOP/FBOP1		Alma	1600.00
FBOPF/FBOPF1		Alma	1550.00
BOP1		Alma	1500.00
OP/OPA		Alma	1300.00
OP1		Alma	1340.00
PEKOE/PEKOE1		Alma	2100.00

CTC HIGH			
PF1		Dunsinane CTC	1180.00
BP1		Dunsinane CTC	1220.00
BPS	*	<b>Dunsinane CTC</b>	<b>1240.00</b>
OF		-	

CTC MEDIUM			
PF1		New Peacock CTC	1160.00
BP1		Donside CTC	1020.00
BPS	*	<b>Donside CTC</b>	<b>960.00</b>
OF		-	





# TOP PRICES (SALE NO. 48 – 05<sup>TH</sup> / 06<sup>TH</sup> DECEMBER 2023)



LOW			
BOP		Hidellana	2650.00
BOPSP		New Spring View	2650.00
BOPF	*	<b>Ceciliyan</b>	<b>2250.00</b>
BOPFSP		Wattahena	1750.00
FBOP		Sithaka	3350.00
FBOP1		Richiland	2700.00
FBOPF		Hidellana	2800.00
		Hadigalla	2700.00
	*	<b>Ceciliyan</b>	<b>2450.00</b>
FBOPF1		Galatara	2450.00
BOP1		Pothotuwa	4550.00
OP1		Pothotuwa	4500.00
OP		Golden Garden	1700.00
		New Singhe Valley	1700.00
OPA	*	<b>Matuwagalla Super</b>	<b>1650.00</b>
PEKOE		Golden Garden	2300.00
		Thundola Ella	2300.00
PEKOE1		Co-op Tea	2650.00

PREMIUM			
FBOPFSP		Stream Line	6500.00
FBOPFEXSP		Kendalanda	8100.00
FBOPFEXSP1		Kingsbru	6750.00

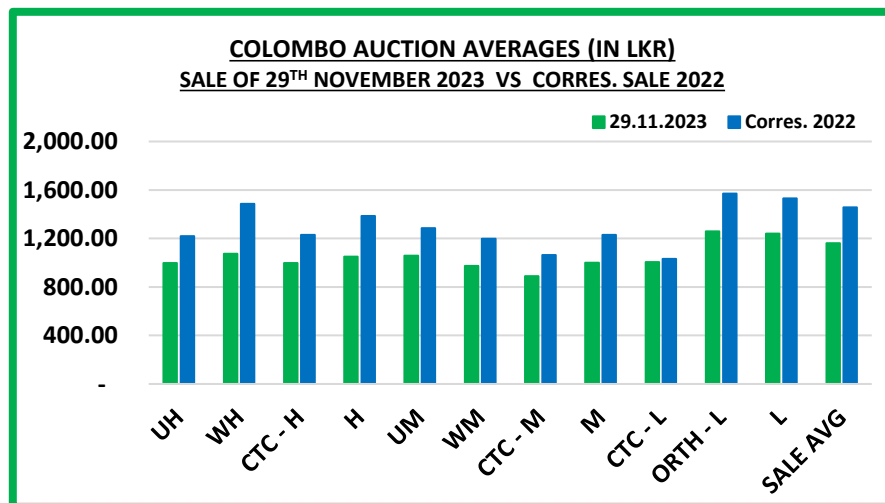
DUST			
DUST1	*	<b>Mattakelle</b>	<b>1700.00</b>
P.DUST		Ceciliyan CTC	<b>1200.00</b>

OFF GRADES			
FNGS/FNGS1	*	<b>Mattakelle</b>	<b>1120.00</b>
PFNGS	*	<b>Hingalgoda CTC</b>	<b>1400.00</b>
BM		Talangaha	1320.00
BP		Allen Valley	1260.00
		Chandrika Estate	1260.00
	*	<b>Bogoda</b>	<b>1240.00</b>
BOP1A		Chandrika Estate	1320.00

**\*\* MORE THAN ONE TOP PRICE OBTAINED**  
**\* TEAS SOLD BY JOHN KEELLS PLC**  
**+ ALL TIME RECORD PRICE**  
**++ ALL TIME RECORD PRICE EQUALED**

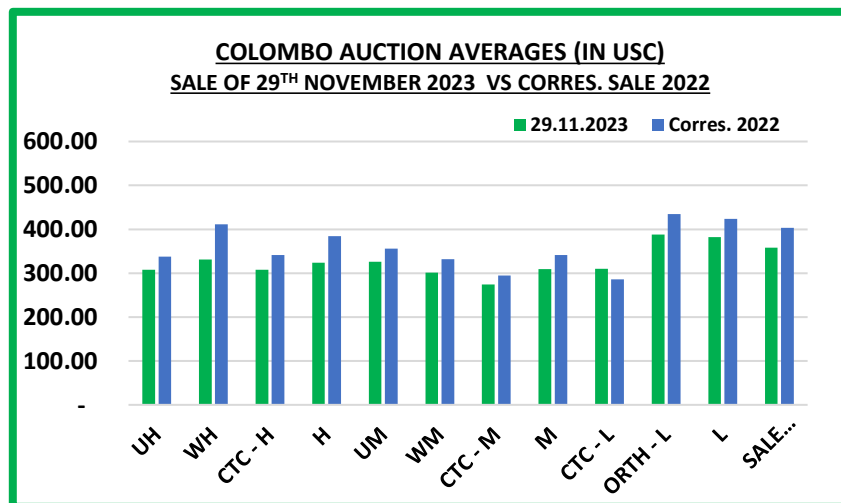


# COLOMBO AUCTION AVERAGES



	Sale of 22/11/2023 In LKR	Sale of 29/11/2023 In LKR	Corres. 2022 In LKR
Uva High Grown	960.71	996.95	1219.30
Western High Grown	1058.48	1073.41	1484.75
CTC High Grown	992.93	998.12	1230.22
<b>Summary of High Grown</b>	<b>1026.44</b>	<b>1049.11</b>	<b>1386.49</b>
Uva Medium Grown	1012.85	1057.96	1284.28
Western Medium Grown	963.37	974.22	1197.72
CTC Medium Grown	883.83	889.17	1064.85
<b>Summary of Medium Grown</b>	<b>978.61</b>	<b>1000.75</b>	<b>1230.52</b>
CTC Low Grown	994.15	1004.42	1031.41
Orthodox Low Grown	1201.97	1257.60	1570.17
<b>Summary of Low Grown</b>	<b>1188.64</b>	<b>1239.35</b>	<b>1531.93</b>
<b>TOTAL SALE AVERAGE</b>	<b>1120.61</b>	<b>1161.56</b>	<b>1456.15</b>

# COLOMBO AUCTION AVERAGES

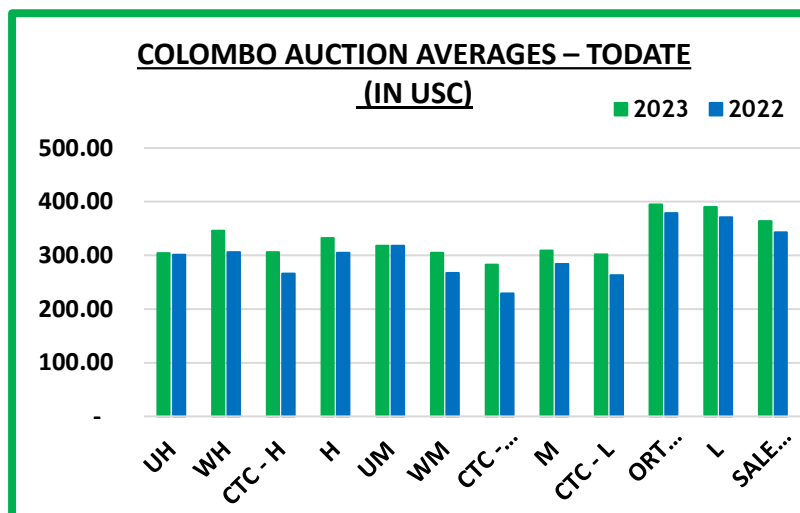
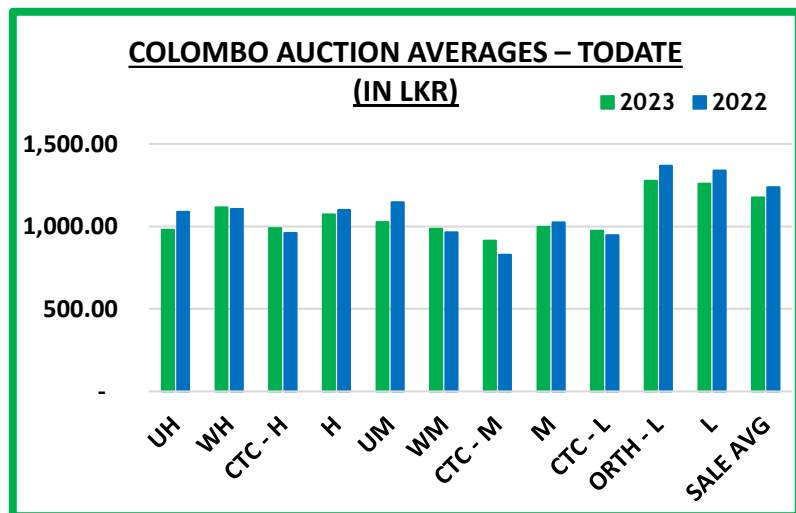


	Sale of 22/11/2023 In USC	Sale of 29/11/2023 In USC	Corres. 2022 In USC
Uva High Grown	297	308	338
Western High Grown	327	331	411
CTC High Grown	307	308	341
<b>Summary of High Grown</b>	<b>317</b>	<b>324</b>	<b>384</b>
Uva Medium Grown	313	326	356
Western Medium Grown	298	301	332
CTC Medium Grown	273	274	295
<b>Summary of Medium Grown</b>	<b>303</b>	<b>309</b>	<b>341</b>
CTC Low Grown	307	310	286
Orthodox Low Grown	372	388	435
<b>Summary of Low Grown</b>	<b>367</b>	<b>382</b>	<b>424</b>
<b>TOTAL SALE AVERAGE</b>	<b>346</b>	<b>358</b>	<b>403</b>





# COLOMBO AUCTION AVERAGES



January to Date (Sale No.47)	2023 LKR	2022 LKR	2023 USC	2022 USC
Uva High Grown	980.44	1087.94	304	301
Western High Grown	1115.98	1105.72	346	306
CTC High Grown	989.53	959.59	306	266
<b>Summary of High Grown</b>	<b>1073.23</b>	<b>1099.56</b>	<b>332</b>	<b>305</b>
Uva Medium Grown	1025.68	1146.70	318	318
Western Medium Grown	985.51	965.32	305	267
CTC Medium Grown	914.14	828.15	283	229
<b>Summary of Medium Grown</b>	<b>998.26</b>	<b>1024.27</b>	<b>309</b>	<b>284</b>
CTC Low Grown	974.74	947.60	302	263
Orthodox Low Grown	1276.50	1366.97	395	379
<b>Summary of Low Grown</b>	<b>1259.25</b>	<b>1338.06</b>	<b>390</b>	<b>371</b>
<b>TOTAL SALE AVERAGE</b>	<b>1176.54</b>	<b>1236.91</b>	<b>364</b>	<b>343</b>



# COLOMBO AUCTION AVERAGES

FROM 01 <sup>ST</sup> TO 29 <sup>TH</sup> NOVEMBER 2023	LKR
Uva High Grown	963.72
Western High Grown	1049.45
<b>Summary of High Grown</b>	<b>1023.36</b>
Uva Medium Grown	1000.22
Western Medium Grown	971.98
<b>Summary of Medium Grown</b>	<b>981.11</b>
<b>Summary of Low Grown</b>	<b>1192.76</b>
<b>TOTAL SALE AVERAGE</b>	<b>1123.10</b>



# NATIONAL ELEVATIONAL AVERAGES

## NATIONAL ELEVATIONAL AVERAGES – NOVEMBER 2023

Elevation	MONTH		TODATE	
	QUANTITY - KG	AVERAGE - RS. / KG	QUANTITY - KG	AVERAGE - RS. / KG
<b>ORTHODOX</b>				
UVA-HIGH	1,086,665	955.06	15,185,364	988.29
WESTERN-HIGH	2,278,096	1,049.66	29,674,063	1,140.01
UVA-MEDIUM	1,063,242	997.83	12,149,968	1,022.10
WESTERN-MEDIUM	1,669,356	999.74	18,373,210	1,020.37
LOW	11,117,091	1,210.89	130,086,223	1,279.53
<b>TOTAL</b>	<b>17,214,450</b>	<b>1,139.77</b>	<b>205,468,827</b>	<b>1,199.46</b>
<b>CTC</b>				
UVA-HIGH	78,054	983.61	740,072	1,040.46
WESTERN-HIGH	275,419	985.93	3,545,602	991.77
WESTERN-MEDIUM	518,600	891.37	7,466,431	910.12
LOW	906,161	992.44	11,513,607	971.27
<b>TOTAL</b>	<b>1,778,234</b>	<b>961.57</b>	<b>23,265,712</b>	<b>956.97</b>
<b>OTH/CTC</b>				
UVA-HIGH	1,164,719	956.98	15,925,436	990.72
WESTERN-HIGH	2,553,515	1,042.78	33,219,665	1,124.18
UVA-MEDIUM	1,063,242	997.83	12,149,968	1,022.10
WESTERN-MEDIUM	2,187,956	974.05	25,839,641	988.51
LOW	12,023,252	1,194.43	141,599,830	1,254.46
<b>TOTAL</b>	<b>18,992,684</b>	<b>1,123.09</b>	<b>228,734,539</b>	<b>1,174.79</b>
<b>GREEN</b>				
UVA-HIGH	35,973	1,141.66	472,749	1,281.12
WESTERN-HIGH	56,090	1,254.20	585,284	1,406.24
UVA-MEDIUM	25,575	1,182.57	380,189	1,486.49
WESTERN-MEDIUM	38,716	1,206.66	466,957	1,376.46
LOW	1,378	2,809.59	4,737	3,399.83
<b>TOTAL</b>	<b>157,732</b>	<b>1,218.84</b>	<b>1,909,916</b>	<b>1,388.91</b>





# NATIONAL ELEVATIONAL AVERAGES – Continued;

<b>ORGANIC TEAS</b>				
UVA-HIGH	24,515	1,109.95	313,992	1,315.08
WESTERN-HIGH	0	0.00	30,702	1,597.34
WESTERN-MEDIUM	16,414	1,092.15	237,294	1,724.76
LOW	17	4,357.66	44,237	3,227.50
<b>TOTAL</b>	<b>40,946</b>	<b>1,104.12</b>	<b>626,224</b>	<b>1,619.25</b>
<b>SPECIAL TEA</b>				
UVA-HIGH	106	16,830.19	837	17,883.22
WESTERN-HIGH	506	19,717.39	13,763	8,113.09
UVA-MEDIUM	29	27,965.52	368	19,017.39
WESTERN-MEDIUM	2,832	1,491.70	86,376	1,682.21
LOW	418	16,776.61	2,999	19,190.56
<b>TOTAL</b>	<b>3,891</b>	<b>6,119.02</b>	<b>104,344</b>	<b>3,224.81</b>
<b>BLACK TEA SALES FROM REFUSE TEA PROCESSING CENTRES</b>				
UVA-HIGH	72,447	626.75	792,983	688.23
WESTERN-HIGH	151,622	700.16	1,926,543	757.79
UVA-MEDIUM	6,357	711.41	123,064	738.64
WESTERN-MEDIUM	25,211	629.05	208,704	685.98
LOW	100,343	680.84	1,339,671	733.72
<b>TOTAL</b>	<b>355,980</b>	<b>674.94</b>	<b>4,390,965</b>	<b>733.93</b>
<b>COMPOSITE NATIONAL AVERAGES</b>				
HIGH GROWN	4,059,493	1,004.88	53,281,953	1,072.51
MEDIUM GROWN	3,366,332	983.98	39,492,561	1,011.96
LOW GROWN	12,125,407	1,190.90	142,991,473	1,250.64
<b>ALL TEA AVERAGE</b>	<b>19,551,232</b>	<b>1,116.65</b>	<b>235,765,987</b>	<b>1,170.40</b>



# ALL BROKERS PRIVATE SALE FIGURES (FOR THE PERIOD – 27<sup>TH</sup> NOVEMBER TO 02<sup>ND</sup> DECEMBER 2023)

	WEEKLY	TODATE
High & Medium	70,183.20	2,239,405.70
Low	6,671.50	506,260.10
Green Tea	75,951.00	1,645,049.50
Organic Tea	13,540.00	499,121.36
BMF	78,786.00	2,556,549.00
Direct Sales	-	-
Forward Contract	-	2,121,908.00





- **Crop and Weather**
- **Crop Figures**
- **Tea News**
- **Tea Sale Arrangements**



## CROP AND WEATHER - FOR THE PERIOD OF – 27<sup>TH</sup> NOVEMBER TO 03<sup>RD</sup> DECEMBER 2023



### **Western**

Dull weather with evening showers were experienced in Agarapatana and Dickoya, whilst bright mornings with occasional rainfall was reported in the Talawakelle district.



### **Nuwara Eliya**

Bright weather with evening rainfall was experienced in the Nuwara Eliya district, whilst dull weather with occasional showers were reported in Kandapola.



### **Uva**

Rainfall was recorded throughout the week in the Haputale district, whilst bright weather with evening showers were recorded in Lunugala and Badulla districts.



### **Low Grown**

Bright weather conditions with occasional showers were experienced in Deniyaya, Rathnapura and Galle districts.



### **Crop**

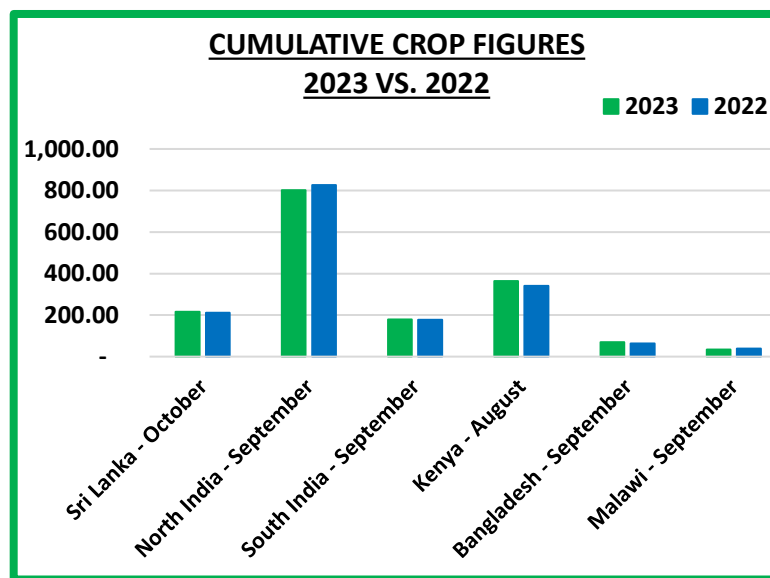
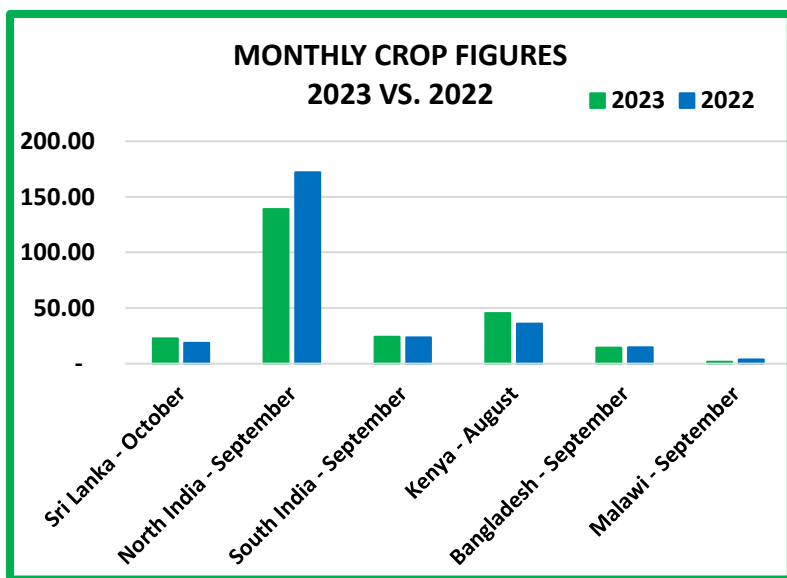
Crop intakes are low.



# CROP FIGURES OF MAJOR PRODUCING & EXPORTING COUNTRIES

Country	Month	2023	2022	Cumulative + Inc. / Dec.	Cumulative	2023	2022	Cumulative + Inc. / Dec.
Sri Lanka	October	22.85	18.75	+ 4.10	Upto October	216.25	211.38	+ 4.87
North India	September	138.86(E)	172.22	- 33.36	Upto September	801.67(E)	826.11	- 24.44
South India	September	24.04(E)	23.47	+ 0.57	Upto September	178.55(E)	177.08	+ 1.47
Kenya	August	45.57	35.89	+ 9.68	Upto August	363.91	340.11	+ 23.80
Bangladesh	September	14.40	14.70	- 0.30	Upto September	69.10	63.80	+ 5.30
Malawi	September	1.87	3.62	- 1.75	Upto September	34.54	39.33	- 4.79

(E) - Estimated



# TEA NEWS AROUND THE GLOBE

## MOMBASA MARKET

SALE NO. 49 – SALE OF 04<sup>TH</sup> & 05<sup>TH</sup> DECEMBER 2023

Good general demand prevailed at irregular levels for the 264,460 packages (17,746,748.00 kilos) available in the market; 46.38% was unsold.

### OFFERINGS

Leaf Grades	-	151,140 packages (9,913,004.00 kilos) – 54.81% unsold.
Dust Grades	-	90,460 packages (6,719,572.00 kilos) – 37.06% unsold.
Secondary Grades	-	25,640 packages (1,301,815.00 kilos) – 24.57% unsold.

### MARKETS

**Pakistan Packers** and **Bazaar** continued active with **Yemen** and **other Middle Eastern countries** more forceful. **Afghanistan** showed some activity while **Kazakhstan** and **other CIS states** were selective. **UK** and **Egyptian Packers** maintained enquiry with **Russia** and **Iran** showing some participation. **South Sudan** and **Local Packers** were more active while **Sudan** was quiet. **Somalia** maintained activity at the lower end of the market.

### LEAF GRADES (M2)

#### BP1:

**Best** – Saw irregular enquiry and ranged between USC28 dearer to easier by up to USC37.

**Brighter** – Good support at firm to mostly easier rates and irregularly lost up to USC14 with some lines heavily discounted.

**Mediums** – KTDA mediums were firm to USC15 dearer to easier by up to USC6; Plantation mediums met less support and shed up to USC30 below last rates.

**Lower Medium** – Met less activity and lost up to USC15 but a few lines held steady to USC6 above last levels.

**Plainer** – Well absorbed at firm to USC4 above previous rates for select Invoices, however most lines irregularly shed up to USC10.

#### PF1:

**Best** – Firm to USC23 dearer with some lines advancing by up to USC50; select Invoices however shed up to USC10.

**Brighter** – Steady to generally dearer by up to USC16 with a few lines shedding USC3.

**Mediums** – KTDA mediums saw irregular interest varying between firm to USC17 dearer to easier by USC8 while Plantation mediums lost up to USC14 but some Invoices gained up to USC8.

**Lower Medium** – Saw less enquiry at irregular levels and ranged between firm to USC10 below previous rates but a few lines were USC10 dearer.

**Plainer** – Irregular and varied between steady to USC2 dearer to mostly easier by up to USC18.

### DUST GRADES (M1)

#### PDUST:

**Best** – Saw irregular enquiry and ranged between firm to mostly dearer by up to USC18 but a few lines irregularly lost up to USC22.

**Brighter** – Mostly dearer by USC10 with selected Invoices gaining up to USC30.

**Mediums** – KTDA mediums sold at firm rates with a few lines gaining by USC4 but others lost up to a similar margin. Plantation mediums met irregular support varying between steady to USC19 above previous levels to easier by up to USC8.

**Lower Medium** – Irregular competition at firm to USC10 dearer to easier by up to USC6.

**Plainer** – Met irregular enquiry ranging between steady to USC14 dearer to mostly easier by up to SC15.



# TEA NEWS AROUND THE GLOBE



## MOMBASA MARKET – Continued ;

### DUST1:

**Best** – Were dearer advancing by up to USC19.

**Brighter** – Met good support at mostly dearer rates irregularly gaining up to USC19 but selected lines lost up to USC9.

**Mediums** – KTDA mediums were irregular and ranged between firm to USC8 above last rates to easier by up to USC5. Plantation mediums were steady to USC10 dearer but select teas shed up to USC7.

**Lower Medium** – Met improved but irregular absorption with some lines advancing by up to USC26 while others lost up to USC14.

**Plainer** – Firm to mostly dearer by up to USC16 to irregularly easier by up to USC6.

### SECONDARY GRADES (S1)

In the Secondary Catalogues, best **BPs** held value with others about steady while **PFs** were sold at about previous rates. Clean well sorted coloury **Fannings** were steady while **similar**

**DUSTs** were irregular but on balance firm. **Other Fannings** were discounted with **DUSTs** tending easier. **BMFs** were readily absorbed.

QUOTATIONS	BP1 – USC	PF1 – USC
Best	255 – 502	329 – 364
Good	255 – 403	324 – 345
Good Medium	255 – 300	262 – 338
Medium (KTDA)	250 – 270	244 – 304
Medium (Plantations)	130 – 226	114 – 225
Lower Medium	108 – 160	065 – 140
Plainer	100 – 120	040 – 138

AUCTION	KENYA 2022 \$	KENYA 2023 \$	TOTAL 2022 \$	TOTAL 2023 \$
47	2.44	2.21	2.32	2.04
48	2.40	2.28	2.28	2.16
49	2.40	2.25	2.28	2.13



SOURCE : AFRICA TEA BROKERS LTD.

# TEA NEWS AROUND THE GLOBE



## CHITTAGONG MARKET

SALE NO. 32 – 04<sup>TH</sup> DECEMBER 2023

**CTC LEAF:** 71,146 packages of tea on offer met with a fairly good demand.

**BROKENS:** Well made good liquoring Brokens met with a good demand and were generally firm to slightly easier. Medium varieties were again in fair demand but prices eased over last. Plainer sorts met with less demand with more withdrawals. BLF teas met with some interest with a lot of withdrawals.

**FANNINGS:** Good liquoring Fannings met with a good demand and sold at around last levels and were occasionally easier. Mediums continued to meet with a fair demand but again were easier with fair withdrawals. Plainer varieties were in less demand at mostly easier rates. BLF teas met with some interest with a lot of withdrawals

**DUST:** 14,461 packages of tea offer met with fair demand. Good liquoring Dusts sold well at around last levels. Their Mediums were slightly easier by Tk.3/- to Tk.5/- closely following quality. Plain and BLF Dusts continued to be difficult of sale and suffered heavy withdrawals. Blenders lent good support with fair interest from the Loose tea buyers.

**COMMENTS:** Good demand continued for all good liquoring varieties on offer following good support from the Blenders and a little more interest from the Loose tea buyers. It was evident that reprinted teas continued to meet with a restricted demand and witnessed heavier withdrawals. As a result, overall withdrawal percentage this week was much higher than last.

Dusts were an easier market.

**Our catalogue: (Sale 32) Avg: Tk 184.89 , Sold 54.59 % , (Sale 31) Avg: Tk 179.44 , Sold 60.02 %**

### Quotations – This Week – (In Taka)

Brokens	This Week	Last Week	Fannings	This week	Last Week	Dust	This week	Last Week
Best	195-210	202-212 nom	Best	210-225	215-225 nom	PD	150-269	150-261
Good	175-185	180-185	Good	180-195	185-195	RD	161-399	120-340
Good Med	160-170	165-175	Good Med	170-180	175-180	D	150-305	159-337
Medium	145-155	148-158	Medium	148-158	150-160	CD	192-399	168-413
Plain	120-130	120-130	Plain	125-135	125-135	BLF	115-185	85-199
BLF	85-125	90-125	BLF	85-125	90-125			

Exchange Rates 04<sup>th</sup> December 2023 Sterling Pound: Tk. 138.7971, dollar: Tk. 109.7500

SOURCE : NATIONAL BROKERS LTD





# TEA NEWS AROUND THE GLOBE



## SILIGURI MARKET

SALE NO. 48 – SALE OF 01<sup>ST</sup> DECEMBER 2023

### 1. MARKET DESCRIPTION :

- DEMAND – STRONG FOR QUALITY, FAIR FOR REMAINDER.
- WHILST LEVELS WERE AROUND LAST FOR GOOD TEAS, REMAINDER EASED, MORE SO THE LOWER MEDIUM AND PLAINER SORTS. FANNINGS IN THE BLF SECTION CONTINUED TO BE DISCOUNTED/NEGLECTED.
- DOMESTIC BUYERS WERE ACTIVE WITH SUPPORT FROM TRADITIONAL BLENDERS. EXPORTERS OPERATED.

### 2. TOTAL AUCTION WEIGHTED AVERAGE (₹ )

	2023-24			2022-23			UPTO SALE - 48		
	SALE - 48	SALE - 47	+/-	SALE - 48	SALE - 47	+/-	2023-24	2022-23	2021-22
CTC	158.35	165.49	-7.14	169.78	167.09	2.69	169.96	185.01	183.53
DUST	149.79	159.45	-9.66	169.59	174.60	-5.01	164.64	180.95	171.26
TOTAL	157.48	164.87	-7.39	169.76	167.84	1.93	169.36	184.55	182.12

SOURCE: PARCON INDIA PVT LTD

## GUWAHATI MARKET

SALE NO. 48 – SALE OF 01<sup>ST</sup> DECEMBER 2023

### 1. MARKET DESCRIPTION :

- GOOD DEMAND IN BOTH LEAF & DUST CATEGORY.
- LEVELS FOR BEST/GOOD SORTS WERE AROUND LAST WITH SOME CLEANER BLACKER LIQUORING TYPES BEING FIRM TO OCCASIONALLY DEARER.
- MEDIUM & PLAINER TEAS TENDED IRREGULAR IN LINE WITH QUALITY.
- PREMIUM DUST'S APPRECIATED WITH COMPETITION. MEDIUM DUST'S WITH CLEANER LEAF & COLOURY LIQUORS SOLD AROUND LAST LEVELS.
- BROWNER & FIBROUS SORTS WERE IRREGULAR AND EASIER WITH SOME WITHDRAWALS.
- MAJOR BLENDERS – ACTIVE. WESTERN INDIA OPERATED ON LIQUORING TEAS WITH FAIR SUPPORT FROM INTERNAL BUYERS. EXPORTERS OPERATED ON BOLDER BROKENS.

### 2. TOTAL AUCTION WEIGHTED AVERAGE (₹ )

	2023-24			2022-23			UPTO SALE - 48		
	SALE - 48	SALE - 47	+/-	SALE - 48	SALE - 47	+/-	2023-24	2022-23	2021-22
CTC	186.42	185.40	1.02	172.85	178.99	-6.14	201.18	200.65	188.83
DUST	181.00	175.53	5.46	184.59	187.92	-3.32	194.36	202.20	184.45
TOTAL	184.95	182.61	2.34	176.23	181.53	-5.30	199.23	201.08	187.54

SOURCE: PARCON INDIA PVT LTD





# TEA NEWS AROUND THE GLOBE

## KOLKATA ORTHODOX / CTC MARKET

SALE NO. 48 – SALE OF 01<sup>ST</sup> DECEMBER 2023

### 1. Market Description :

- STRONG DEMAND.
- GOOD/ BETTER MEDIUM WHOLE LEAF AND BROKENS SOLD AT FIRM TO OCCASIONALLY DEARER RATES, PARTICULARLY THE SMALLER BROKENS.
- REMAINDER WERE IRREGULAR AROUND LAST FOLLOWING QUALITY.
- BROWNER, STALKIER SORTS WERE EASIER AND ALSO SAW SOME WITHDRAWALS.
- THE GAP IN TODATE ASSAM AVERAGE VS 2021 HAS REDUCED CONSIDERABLY NOW, WITH THE CURRENT SALE ON SALE AVERAGES BEING HIGHER AS COMPARED TO 2021.
- EXPORTERS TO THE MIDDLE EAST WERE ACTIVE WITH FAIR SUPPORT FROM THE CIS.

	WHOLE LEAF		BROKENS		FANNINGS
	1ST LINE	2ND LINE	LARGER	SMALLER	LEAFY
BEST	310-350+	270-290+	290-320+	270-310+(N)	180-200+(N)
GOOD	270-300	250-270+	260-290	230-270+	140-170
MEDIUM	240-270	220-245	220-250+	180-220+	100-130

### 1. Market Description :

- DEMAND - GOOD FOR LIQUORING VARIETIES & FAIR FOR THE REMAINDER.
- LEVELS FOR BEST/GOOD ASSAM & DOOARS WERE FIRM TO OCCASSIONALLY DEARER.
- MEDIUM/BETTER MEDIUM CATEGORY TENDED EASIER WITH SUBSTANTIAL OUTLOTS, PARTICULARLY FOR THE BROWNER SORTS.
- DOOARS BOUGHT LEAF APPRECIATED WITH COMPETITION.
- THE DUST SEGMENT FOLLOWED A SIMILAR TREND.
- MAJOR BLENDERS WERE ACTIVE WITH SOME SUPPORT FROM WI, EXPORTERS, AND LOCAL TRADERS. TEAS SELLING BELOW Rs.150/- SAW AN INCREASE OF 4.2% WHEN COMPARED TO LAST WEEK.

### 2. TOTAL AUCTION WEIGHTED AVERAGE ( ₹ )

	2023-24			2022-23			UPTO SALE - 48		
	SALE - 48	SALE - 47	+/-	SALE - 48	SALE - 47	+/-	2023-24	2022-23	2021-22
CTC	207.31	210.74	-3.42	192.15	200.17	-8.03	216.97	222.97	212.93
DUST	212.97	216.05	-3.09	211.78	222.30	-10.52	225.76	245.59	218.21
TOTAL	209.05	212.21	-3.16	198.03	206.38	-8.35	219.65	229.32	214.41

SOURCE: PARCON INDIA PVT LTD



# UPCOMING AUCTION DETAILS

Auction No.	50		49	
Dates	18 <sup>th</sup> / 19 <sup>th</sup> December 2023		12 <sup>th</sup> / 13 <sup>th</sup> December 2023	
	No. of Lots	Qty – kg	No. of Lots	Qty – kg
Ex-Estate	701	745,061	646	679,821
Main Sale Total	9,626	4,318,973	9,593	4,260,185
High & Medium	1,517	644,426	1,543	654,810
Low Grown – Leafy	1,911	684,233	1,867	658,185
Low Grown – Semi Leafy	1,420	582,630	1,480	610,551
Low Grown Tippy	1,691	776,101	1,680	764,074
Premium / Flowery	438	70,888	383	59,111
Off Grades	2,075	1,029,573	2,126	1,035,246
Dust	574	531,122	514	478,208
Grand Total	10,327	5,064,034	10,239	4,940,006
Reprints	501	250,742	659	322,948
<b>Total No. of Lots on Offer</b>		<b>10,327</b>	<b>10,239</b>	
<b>Total Quantity on Offer (kg)</b>		<b>5,064,034</b>	<b>4,940,006</b>	



## SCHEDULED CLOSING DATES

Auction No.	Date of Sale	Ex-Estate	Main Sale
01	02 <sup>nd</sup> / 03 <sup>rd</sup> January 2024	07/12/2023	07/12/2023
02	09 <sup>th</sup> / 10 <sup>th</sup> January 2024	14/12/2023	14/12/2023
03	16 <sup>th</sup> / 17 <sup>th</sup> January 2024	21/12/2023	21/12/2023

## PROMPT DATES

Auction No.	Buyers	Sellers
49	19/12/2023	20/12/2023
50	27/12/2023	28/12/2023
01	09/01/2023	10/01/2023



## ORDER OF SALE (SALE NO. 49 – 12<sup>TH</sup> / 13<sup>TH</sup> DECEMBER 2023)

Main Sale Order – 1 (Leafy / Semi Leafy / Tippy / Premium / 1A)	Main Sale Order – 2 (H & M / Off Grade / Dust)	Ex-Estate
ASIA SIYAKA COMMODITIES PLC.	BARTLEET PRODUCE MARKETING (PVT) LTD	LANKA COMMODITY BROKERS LTD
LANKA COMMODITY BROKERS LTD	LANKA COMMODITY BROKERS LTD	CEYLON TEA BROKERS PLC
MERCANTILE PRODUCE BROKERS (PVT) LTD	CEYLON TEA BROKERS PLC	MERCANTILE PRODUCE BROKERS (PVT) LTD
FORBES & WALKER TEA BROKERS (PVT) LTD	EASTERN BROKERS. LTD.	<b>JOHN KEELLS PLC</b>
BARTLEET PRODUCE MARKETING (PVT) LTD	<b>JOHN KEELLS PLC</b>	ASIA SIYAKA COMMODITIES PLC.
EASTERN BROKERS. LTD.	ASIA SIYAKA COMMODITIES PLC.	FORBES & WALKER TEA BROKERS (PVT) LTD
CEYLON TEA BROKERS PLC	MERCANTILE PRODUCE BROKERS (PVT) LTD	BARTLEET PRODUCE MARKETING (PVT) LTD
<b>JOHN KEELLS PLC</b>	FORBES & WALKER TEA BROKERS (PVT) LTD	EASTERN BROKERS. LTD.

[ DB : HR / SG ]





# TEA SALE ARRANGEMENTS



## COLOMBO TEA TRADERS' ASSOCIATION

C/o. THE CEYLON CHAMBER OF COMMERCE, P.O.Box 274, No. 50, NAVAM MAWATHA, COLOMBO 02.

Telephone: 5588849; Facsimile: 2449352; E-Mail ; hemaratne@chamber.lk

CIRCULAR NO. 33 OF 2023

NOVEMBER 29, 2023

### TEA SALE ARRANGEMENTS FOR 01<sup>ST</sup> QUARTER 2024 – JANUARY / FEBRUARY / MARCH

Sale No.	Date of Sale		Catalogue Closing Dates		Prompt Dates		10% Payment	E-Platform Levy Prompt Dates	
			Ex-Estate	Main Sale	Buyers	Sellers		Buyers	Sellers
JANUARY									
1	Tue/Wed	02 <sup>nd</sup> / 03 <sup>rd</sup>	07/12/2023 4.30 pm		09/01/2024	10/01/2024	05/01/2024	09/01/2024	11/01/2024
2	Tue/Wed	09 <sup>th</sup> / 10 <sup>th</sup>	14/12/2023 4.30 pm		16/01/2024	17/01/2024	12/01/2024	16/01/2024	18/01/2024
3	Tue/Wed	16 <sup>th</sup> / 17 <sup>th</sup>	21/12/2023 4.30 pm		23/01/2024	24/01/2024	19/01/2024	23/01/2024	26/01/2024
4	Mon/Tue	22 <sup>nd</sup> / 23 <sup>rd</sup>	04/01/2024 4.30 pm		29/01/2024	30/01/2024	26/01/2024	29/01/2024	31/01/2024
5	Tue/Wed	30 <sup>th</sup> / 31 <sup>st</sup>	11/01/2024 4.30 pm		06/02/2024	07/02/2024	02/02/2024	06/02/2024	08/02/2024



# TEA SALE ARRANGEMENTS – Continued,



Sale No.	Date of Sale		Catalogue Closing Dates		Prompt Dates		10% Payment	E-Platform Levy Prompt Dates	
			Ex-Estate	Main Sale	Buyers	Sellers		Buyers	Sellers
FEBRUARY									
6	Tue/Wed	06 <sup>th</sup> / 07 <sup>th</sup>	18/01/2024 4.30 pm		13/02/2024	14/02/2024	09/02/2024	13/02/2024	15/02/2024
7	Tue/Wed	13 <sup>th</sup> / 14 <sup>th</sup>	26/01/2024 4.30 pm		20/02/2024	21/02/2024	16/02/2024	20/02/2024	22/02/2024
8	Mon/Tue	19 <sup>th</sup> / 20 <sup>th</sup>	01/02/2024 4.30 pm		26/02/2024	27/02/2024	22/02/2024	26/02/2024	28/02/2024
9	Tue/Wed	27 <sup>th</sup> / 28 <sup>th</sup>	08/02/2024 4.30 pm		05/03/2024	06/03/2024	01/03/2024	05/03/2024	07/03/2024
MARCH									
10	Tue/Wed	05 <sup>th</sup> / 06 <sup>th</sup>	15/02/2024 4.30 pm		12/03/2024	13/03/2024	11/03/2024	12/03/2024	14/03/2024
11	Tue/Wed	12 <sup>th</sup> / 13 <sup>th</sup>	22/02/2024 4.30 pm		19/03/2024	20/03/2024	15/03/2024	19/03/2024	21/03/2024
12	Tue/Wed	19 <sup>th</sup> / 20 <sup>th</sup>	29/02/2024 4.30 pm		26/03/2024	27/03/2024	22/03/2024	26/03/2024	28/03/2024
13	Tue/Wed	26 <sup>th</sup> / 27 <sup>th</sup>	07/03/2024 4.30 pm		02/04/2024	03/04/2024	01/04/2024	02/04/2024	04/04/2024





## TEA SALE ARRANGEMENTS – Continued,

HOLIDAYS FOR 01 <sup>ST</sup> QUARTER OF 2024		
JANUARY		
15 <sup>th</sup>	Monday	Tamil Thai Pongal Day (P.B.M)
25 <sup>th</sup>	Thursday	Duruthu Full Moon Poya Day (P.B.M)
FEBRUARY		
04 <sup>th</sup>	Sunday	Independence Day (P.B.M)
05 <sup>th</sup>	Monday	In lieu of Independence Day falling on Sunday (P.B.M)
23 <sup>rd</sup>	Friday	Nawam Full Moon Poya Day (P.B.M)
MARCH		
08 <sup>th</sup>	Friday	Maha Shivaratri Day (P.B)
24 <sup>th</sup>	Sunday	Medin Full Moon Poya Day (P.B.M)
29 <sup>th</sup>	Friday	Good Friday (P.B.M)
P - Public      B - Bank      M - Mercantile		

**THE OFFICE OF THE CTTA  
THE COLOMBO TEA TRADERS' ASSOCIATION**





“

Pursue what catches your heart, not what catches your eyes.  
– Roy T. Bennett

”