



TEA MARKET REPORT

JOHN KEELLS PLC

SALE NO. 48 - 07TH / 08TH DECEMBER 2021



ORDER OF SALE (SALE NO. 48 - 07TH / 08TH DECEMBER 2021)

Main Sale Order – 1 (Leafy / Semi Leafy / Tippy / Premium / 1A)	Main Sale Order – 2 (H & M / Off Grade / Dust)	Ex-Estate
JOHN KEELLS PLC	Forbes & Walker Tea Brokers (Pvt) Ltd	Asia Siyaka Commodities PLC.
Asia Siyaka Commodities PLC.	Bartleet Produce Marketing (Pvt) Ltd	Forbes & Walker Tea Brokers (Pvt) Ltd
Lanka Commodity Brokers Ltd	Lanka Commodity Brokers Ltd	Eastern Brokers. Ltd.
Mercantile Produce Brokers (Pvt) Ltd	Ceylon Tea Brokers PLC	Bartleet Produce Marketing (Pvt) Ltd
Eastern Brokers. Ltd.	Eastern Brokers. Ltd.	Lanka Commodity Brokers Ltd
Forbes & Walker Tea Brokers (Pvt) Ltd	JOHN KEELLS PLC	Ceylon Tea Brokers PLC
Bartleet Produce Marketing (Pvt) Ltd	Asia Siyaka Commodities PLC.	Mercantile Produce Brokers (Pvt) Ltd
Ceylon Tea Brokers PLC	Mercantile Produce Brokers (Pvt) Ltd	JOHN KEELLS PLC



AUCTION DETAILS

Auction No.	48	
Dates	07 th / 08 th Dec. 2021	
	No. of Lots	Qty – kg
Ex Estate	677	766,624
Main Sale Total	10,617	5,148,161
High & Medium	1,466	709,319
Low Grown - Leafy	2,118	845,484
Low Grown - Semi Leafy	1,537	660,871
Low Grown Tippy	2,030	984,455
Premium / Flowery	407	69,903
Off Grades	2,489	1,307,571
Dust	570	570,558
Grand Total	11,294	5,914,785
Reprints	704	385,813
Total No. of Lots Offered	11,294	
Total Quantity Offered (kg)	5,914,785	

PROMPT DATES

Auction No.	Buyers	Sellers
48	14/12/2021	15/12/2021



COMMENTS



The Auction averages for the month of November 2021 recorded at Rs.645.95 shows an increase of Rs.2.25 in comparison to the 2020 November figure of Rs.643.70. When analyzing the respective elevation averages for the month of November 2021, the High Grown recorded an average of Rs.611.83 which is a positive variance of Rs.11.43 in comparison to Rs.600.40 in November 2020. Medium Grown recorded a positive variance of Rs.11.64 with an average of Rs.579.78 when compared to Rs.568.14 in November 2020. Meanwhile Low Grown recorded an average of Rs.674.11 which is a negative variance of Rs.4.15 in comparison to Rs.678.26 in November 2020.

The 0.76Mkg on offer met with good demand. Best Western High Grown BOPs were firm to a little dearer. The below best and plainer varieties were firm to a little easier at times. Select Best Western High grown BOPFs were firm to a little dearer. The below best and plainer sorts were mostly firm. A few coloury invoices were dearer from last week's levels. Nuwara Eliya BOPs were irregularly dearer, the BOPFs mostly remained unsold. Udupusellawa BOPs were firm to irregularly dearer, the BOPFs maintained last levels. Uva BOPs were barely steady, the BOPFs were tending a little lower. Low Grown CTC BP1s were a little easier, the High and Medium sorts were firm. Low Grown PF1s maintained last levels. The High and Medium sorts were tending easier.

The 2.4Mkg of Low Grown teas which were on offer met with good demand. Select best OP1s were dearer, best and below best varieties too gained following quality. Select best and best BOP1s met with improved demand. Select best and best OPs were firm, below best varieties too maintained last levels. Well-made OPAs were lower to last, below best varieties were dearer. Well-made Bold Pekoes met with irregular demand, mixed varieties were easier. Well-made Shotty Pekoe1s were lower by few rupees, others too declined a few rupees. In the Small Leaf segment, select best BOP.SP/BOPF.SP and BOPFs were firm. Select best and best BOPs gained following quality. Select best and best FBOPs were dearer, others too met with fair demand. Select best FBOPF1s were dearer, others were firm. FBOPFs varieties attracted fair interest. Premium Flowery teas met with good demand.

Turkey, Russia, Iran and the C.I.S. countries lent fair support. Libya and Iraq were active.





MARKET DESCRIPTION

Western Teas

Select best BOPs were firm to Rs.10/- to Rs.20/- dearer at times, the below best and plainer varieties were irregular. Select best BOPFs were firm to Rs.10/- to Rs.20/- dearer, the below best and plainer varieties too followed a similar trend. There was good demand for the more coloury sorts. Medium BOPs were firm to a little irregular, the BOPFs too were firm to Rs.10/- to Rs.20/- dearer.

Nuwara Eliya Teas

BOPs were irregularly dearer, the BOPFs mostly remained unsold.

Uva Teas

BOPs were barely steady, the BOPFs were tending easier by Rs.10/- to Rs.20/-. Uda pussellawa BOPs were selectively dearer, the BOPFs too were tending easier by Rs.10/- to Rs.20/-.

CTC Teas

Low Grown BP1s were tending a little easier, the High and Medium sorts were firm. Low Grown PF1s were firm to a little dearer at times, the High and Medium sorts were firm to Rs.10/- to Rs.20/- easier.

QUOTATIONS

	BOP – RS.	BOPF – RS.
Good Westerns	660 – 810	730 – 810
Average Westerns	610 – 650	640 – 720
Plainer Westerns	550 – 600	590 – 630
Western Mediums	600 – 900	460 – 660
Uva Teas	560 – 690	530 – 670
Nuwara Eliya Teas	700 – 730	NQ
Uda Pussellawa Teas	490 – 580	550 – 650
CTC (BP1 and PF1)	460 - 620	450 - 830





MARKET DESCRIPTION

Low Grown

Wiry OP1s in select best and best categories gained by Rs.20/- to Rs.30/-, others too met with reasonable demand. Better twisted BOP1s were firm to dearer. Better twisted OPs were irregular, below best types however sold at last week's closing levels. OPAs in the select best category eased by Rs.10/-, others were mostly firm. Shotty Pekoes along with the heavy bold Pekoe invoices sold at last levels, below best sorts along with reducers were lower by Rs.10/-. Shotty Pekoe1s in the select best category met with reasonable demand, others declined irregularly.

Select best well-made BOPs were firm, best and below best types too were firm, secondary types were dearer by Rs.10/- to Rs.20/-. Select best and best BOPSPs and BOPFSPs met with good demand, others were firm. BOPFs followed a similar trend. Select best and best FBOPF1s were dearer by Rs.5/- to Rs.10/- and more following quality, below best and secondary FBOPF1s too were dearer by Rs.5/- to Rs.10/-. Well-made FBOPs in the select best category met with good demand, best types were firm, below best and secondary types too were firm. Select best cleaner FBOPF varieties met with good demand, others were firm on last. All Premium Flowery teas met with good demand.

Off Grades

Select best FGS1s were firm, best and below best types declined by Rs.10/-, poorer sorts were firm. Select best and best BMs were firm, below best and poorer types showed a similar trend. Select best and best BPs were firm to dearer by Rs.10/-, below best and poorer types showed an irregular demand. All BOP1As were firm on last levels.

Dust

Select best and best Dust1s appreciated by Rs.10/- to Rs.20/-, below best types were dearer by Rs.10/-, poorer sorts appreciated by Rs.5/- to Rs.10/-. Best High and Medium CTCs maintained at last levels. Low Grown CTCs appreciated by Rs.10/- to Rs.20/-. Low Grown Dust/Dust1s were dearer by Rs.10/-.



QUOTATIONS

	Select Best	Best	Below Best	Others
LIQUORING				
DUST-1	710.00 - 1000.00	650.00 - 700.00	590.00 - 640.00	400.00 - 580.00
OFF GRADES				
FGS1	590.00 - 630.00	550.00 - 580.00	450.00 - 540.00	340.00 - 440.00
FGS	540.00 - 600.00	480.00 - 530.00	400.00 - 470.00	340.00 - 390.00
LOW GROWNS				
FBOPF / FFSP / FFEXSP	2250.00 - 3450.00	1250.00 - 2000.00	800.00 - 1000.00	600.00 - 740.00
BOP	880.00 - 1250.00	710.00 - 870.00	600.00 - 700.00	480.00 - 580.00
BOPSP	820.00 - 1160.00	630.00 - 780.00	550.00 - 620.00	420.00 - 530.00
BOPF	720.00 - 900.00	600.00 - 680.00	450.00 - 580.00	350.00 - 430.00
FBOPF1	820.00 - 1250.00	720.00 - 800.00	620.00 - 700.00	470.00 - 600.00
FBOP	880.00 - 1300.00	740.00 - 840.00	620.00 - 720.00	480.00 - 580.00
BOP1	980.00 - 1450.00	930.00 - 960.00	820.00 - 920.00	600.00 - 640.00
OP1	1300.00 - 1700.00	1150.00 - 1200.00	960.00 - 1110.00	450.00 - 600.00
OP	780.00 - 860.00	720.00 - 750.00	620.00 - 710.00	550.00 - 570.00
OPA	740.00 - 1100.00	640.00 - 700.00	500.00 - 570.00	380.00 - 440.00
PEKOE	850.00 - 1450.00	670.00 - 730.00	530.00 - 630.00	470.00 - 500.00
PEKOE1	860.00 - 1400.00	640.00 - 720.00	550.00 - 620.00	440.00 - 500.00
DUST / DUST1	500.00 - 560.00	400.00 - 490.00	360.00 - 390.00	330.00 - 380.00



- **Top Prices**
- **Colombo Auction Averages**
- **National Elevational Averages**
- **All Brokers Private Sale Figures**



TOP PRICES (SALE NO. 48 - 07TH / 08TH DECEMBER 2021)



WESTERN HIGH			
BOP		Somerset	810.00
BOPSP		Dessford	740.00
BOPF/BOPFSP		Gouravilla	810.00
FBOP/FBOP1	*	Venture	940.00
FBOPF/FBOPF1	*	Inverness	890.00
BOP1		Weddemulla	800.00
OP/OPA	*	Inverness	790.00
OP1	*	Venture	690.00
PEKOE/PEKOE1		Weddemulla	880.00

UVA HIGH			
BOP	*	Aislaby	820.00
	*	Uva Highlands	800.00
	*	Glenanore	790.00
BOPSP		Craig	850.00
BOPF/BOPFSP		Uva Highlands	820.00
FBOP/FBOP1		Aislaby	980.00
FBOPF/FBOPF1		Uvakellie	870.00
BOP1	*	Uva Highlands	890.00
OP/OPA		Uvakellie	730.00
OP1		Oodoowerre	800.00
PEKOE/PEKOE1		Battawatte	840.00

NUWARA ELIYA			
BOP		-	
BOPF/BOPFSP		-	
FBOP/FBOP1		Court Lodge	920.00
OP/OPA	*	Lovers Leap	600.00
PEKOE/PEKOE1	*	Kenmare	860.00
		Court Lodge	860.00

WESTERN MEDIUM			
BOP		Harangalla	900.00
BOPSP		Hatale	880.00
BOPF/BOPFSP		Ancoombra	830.00
FBOP/FBOP1		Craighead	1000.00
		Harangalla	1000.00
FBOPF/FBOPF1		Dartry Valley	940.00
BOP1		Craighead	980.00
OP/OPA		Dartry Valley	670.00
		Uplands	670.00
OP1	*	Weralugolla	770.00
		Harangalla	770.00
		Orange Field	770.00
PEKOE/PEKOE1		Uplands	1040.00

UVA MEDIUM			
BOP		Hindagala	780.00
BOPSP	*	Halpewatte Uva	840.00
		Demodera "S"	840.00
BOPF/BOPFSP		Dickwella	850.00
FBOP/FBOP1		Halpewatte Uva	980.00
FBOPF/FBOPF1	*	Halpewatte Uva	940.00
	*	Telbedde	940.00
BOP1		Demodera "S"	980.00
OP/OPA		Glen Alpin	750.00
OP1		Telbedde	870.00
PEKOE/PEKOE1		Halpewatte Uva	860.00

CTC LOW			
PF1	*	Hingalgoda CTC	830.00
BP1	*	Suduwelipothahena CTC	620.00
BPS		Ross Field CTC	570.00
OF		-	

UDA PUSSELLAWA			
BOP		Luckyland	580.00
BOPSP		Delmar	770.00
BOPF/BOPFSP		Mooloya	650.00
FBOP/FBOP1		Delmar	810.00
FBOPF/FBOPF1		Delmar	830.00
BOP1		-	
OP/OPA		Gordon	660.00
OP1		Delmar	540.00
PEKOE/PEKOE1		Gordon	680.00

CTC HIGH			
PF1		Dunsinane CTC	670.00
BP1		Mount Vernon CTC	530.00
BPS		Mount Vernon CTC	600.00
OF		-	

CTC MEDIUM			
PF1		Rothchild CTC	570.00
BP1	*	Delta CTC	530.00
BPS		Aultmore CTC	570.00
OF		-	



TOP PRICES (SALE NO. 48 - 07TH / 08TH DECEMBER 2021)

LOW			
BOP		Rajjuruwatta Super	1250.00
		Brombil	1250.00
BOPSP		Geekiyanahena	1160.00
BOPF		Hidellana	900.00
BOPFSP	*	Kiruwanaganga	940.00
FBOP		Gunawardana	1300.00
	*	Kiruwanaganga	1250.00
FBOP1		Hidellana	1180.00
FBOPF		Bulathsinghala Tea	1500.00
		Himara	1450.00
	*	Berubeula	1400.00
FBOPF1	*	Berubeula	1250.00
		Co-Op Win	1250.00
		Lions	1250.00
BOP1		Pothotuwa	1450.00
		Ceciliyan	1450.00
		Gunawardana	1450.00
OP1		Pothotuwa	1700.00
OP		Navinda	860.00
		Lions	860.00
	*	Arbour Valley	840.00
OPA		Liyonta	1100.00
PEKOE		Lumbini	1450.00
PEKOE1		Suduwelipothahena Super	1400.00

PREMIUM			
FBOPFSP		Graceland	2900.00
		Pothotuwa	2900.00
FBOPFEXSP		Uruwala	3150.00
FBOPFEXSP1		New Deniyaya	3450.00

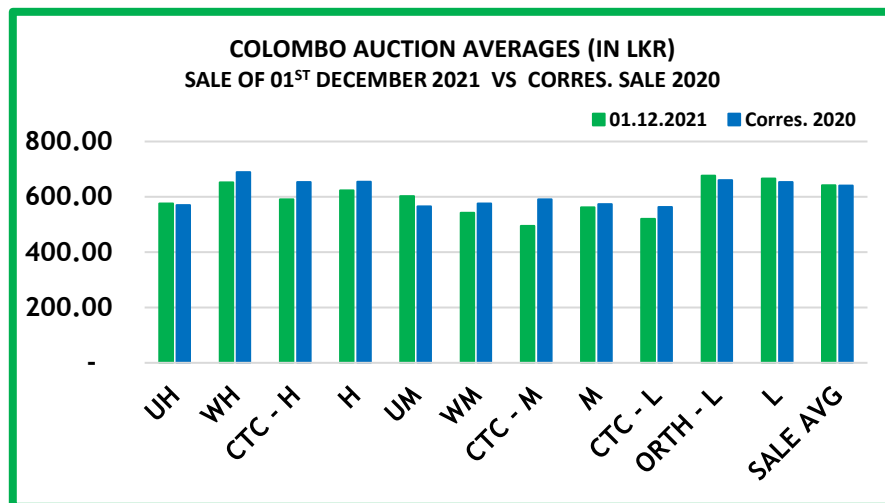
DUST			
DUST1		Mattakelle	1000.00
P.DUST	*	Hingalgoda CTC	830.00

OFF GRADES			
FNGS/FNGS1	*	Mattakelle	630.00
	*	Gouravilla	630.00
		Ingestre	630.00
PFNGS	*	Hingalgoda CTC	630.00
BM		Gunawardana	720.00
BOP1A		Matuwagala Super	680.00

**** MORE THAN ONE TOP PRICE OBTAINED**
*** TEAS SOLD BY JOHN KEELLS PLC**
+ ALL TIME RECORD PRICE
++ ALL TIME RECORD PRICE EQUALED

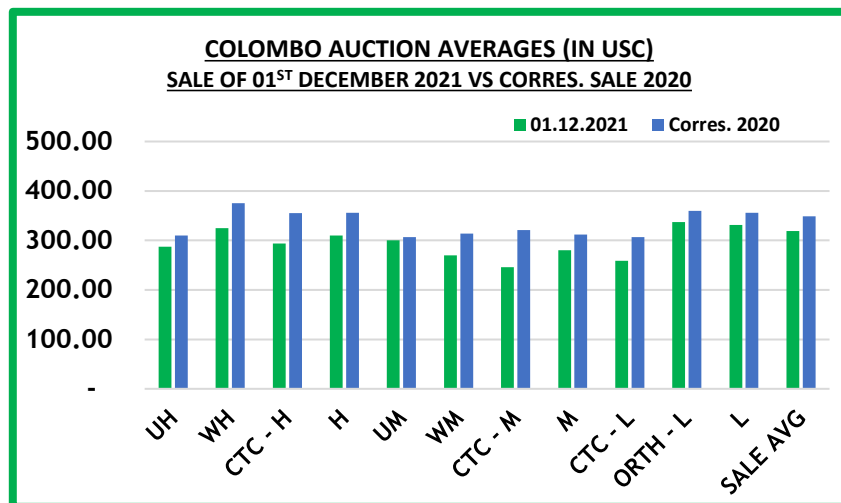


COLOMBO AUCTION AVERAGES



	Sale of 24/11/2021In LKR	Sale of 01/12/2021 In LKR	Corres. 2020 In LKR
Uva High Grown	571.57	575.75	570.21
Western High Grown	655.21	652.04	689.49
CTC High Grown	585.37	590.68	653.24
Summary of High Grown	627.88	623.77	654.55
Uva Medium Grown	593.08	603.02	565.18
Western Medium Grown	542.50	542.78	576.30
CTC Medium Grown	491.26	495.21	590.69
Summary of Medium Grown	559.24	561.74	573.11
CTC Low Grown	510.76	519.88	563.35
Orthodox Low Grown	666.43	676.22	660.77
Summary of Low Grown	656.85	665.86	653.75
TOTAL SALE AVERAGE	634.82	641.57	640.57

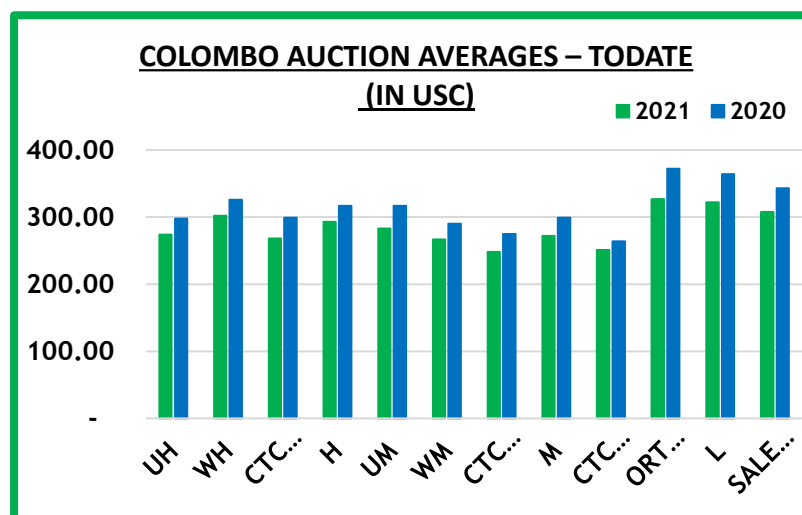
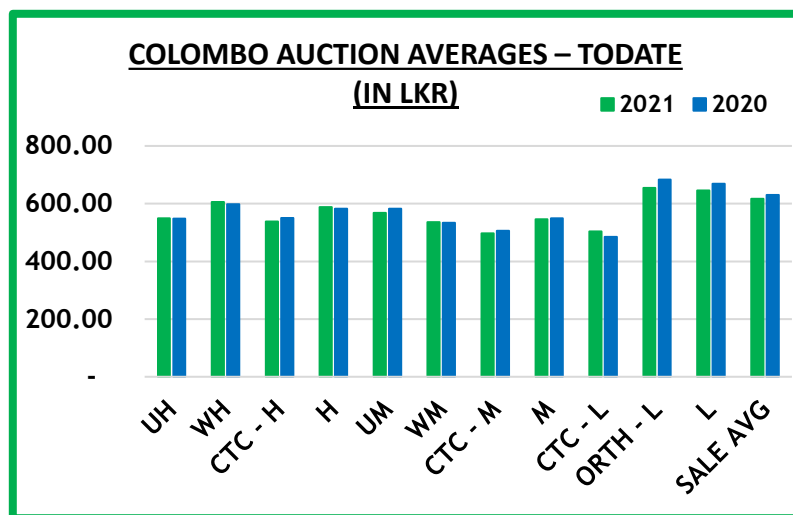
COLOMBO AUCTION AVERAGES



	Sale of 24/11/2021 In USC	Sale of 01/12/2021 In USC	Corres. 2020 In USC
Uva High Grown	284	287	310
Western High Grown	326	325	375
CTC High Grown	291	294	355
Summary of High Grown	312	310	356
Uva Medium Grown	295	300	307
Western Medium Grown	270	270	314
CTC Medium Grown	244	246	321
Summary of Medium Grown	278	280	312
CTC Low Grown	254	259	307
Orthodox Low Grown	331	337	360
Summary of Low Grown	327	331	356
TOTAL SALE AVERAGE	316	319	349



COLOMBO AUCTION AVERAGES



January to Date (Sale No.47)	2021 LKR	2020 LKR	2021 USC	2020 USC
Uva High Grown	549.55	547.63	274	298
Western High Grown	605.34	598.46	302	326
CTC High Grown	538.09	550.16	268	299
Summary of High Grown	587.89	582.51	293	317
Uva Medium Grown	567.81	582.60	283	317
Western Medium Grown	535.86	533.93	267	290
CTC Medium Grown	497.41	506.01	248	275
Summary of Medium Grown	545.64	549.21	272	299
CTC Low Grown	503.61	484.58	251	264
Orthodox Low Grown	654.50	683.01	327	372
Summary of Low Grown	646.04	668.48	322	364
TOTAL SALE AVERAGE	616.71	630.57	308	343



COLOMBO AUCTION AVERAGES

FROM 01 ST TO 30 TH NOVEMBER 2021	LKR
Uva High Grown	563.51
Western High Grown	650.64
Summary of High Grown	621.80
Uva Medium Grown	583.81
Western Medium Grown	536.18
Summary of Medium Grown	551.14
Summary of Low Grown	643.45
TOTAL SALE AVERAGE	623.77



NATIONAL ELEVATIONAL AVERAGES

NATIONAL ELEVATIONAL AVERAGES – NOVEMBER 2021

Elevation	MONTH		TODATE	
	QUANTITY - KG	AVERAGE - RS. / KG	QUANTITY - KG	AVERAGE - RS. / KG
ORTHODOX				
UVA-HIGH	1,342,984	567.97	16,656,086	553.24
WESTERN-HIGH	2,643,004	661.07	33,639,584	618.04
UVA-MEDIUM	1,370,050	582.09	15,154,168	566.08
WESTERN-MEDIUM	1,502,815	547.18	22,136,640	550.06
LOW	13,858,347	655.37	156,112,889	654.68
TOTAL	20,717,200	637.74	243,699,367	627.68
CTC				
UVA-HIGH	103,781	533.86	951,918	537.56
WESTERN-HIGH	325,878	583.45	3,708,112	534.04
WESTERN-MEDIUM	602,006	499.89	9,029,310	497.76
LOW	1,122,216	510.85	11,644,485	503.79
TOTAL	2,153,881	519.88	25,333,825	507.34
OTH/CTC				
UVA-HIGH	1,446,765	565.52	17,608,004	552.39
WESTERN-HIGH	2,968,882	652.55	37,347,696	609.70
UVA-MEDIUM	1,370,050	582.09	15,154,168	566.08
WESTERN-MEDIUM	2,104,821	533.66	31,165,950	534.91
LOW	14,980,563	644.54	167,757,373	644.20
TOTAL	22,871,081	626.64	269,033,191	616.34
GREEN				
UVA-HIGH	53,075	672.3	610,786	634.78
WESTERN-HIGH	57,731	694.13	657,203	679.13
UVA-MEDIUM	38,833	758.43	474,999	725.69
WESTERN-MEDIUM	33,688	666.17	446,422	662.62
LOW	150	1,826.91	3,692	2,507.76
TOTAL	183,477	697.22	2,193,102	676.58



NATIONAL ELEVATIONAL AVERAGES - Continued

ORGANIC TEAS				
UVA-HIGH	31,703	646.86	68,242	681.98
WESTERN-HIGH	6,476	954.31	11,245	945.85
WESTERN-MEDIUM	56,264	716.82	80,430	687.25
LOW	3,886	1,660.71	5,321	1,756.61
TOTAL	98,329	747.21	165,238	737.11
SPECIAL TEA				
UVA-HIGH	1,346	3,517.68	1,793	3,671.02
WESTERN-HIGH	1,635	3,383.18	1,747	4,125.07
UVA-MEDIUM	8	17,750.00	10	17,000.00
WESTERN-MEDIUM	4,955	1,275.99	9,398	1,215.87
LOW	3,375	1,296.07	3,594	1,525.21
TOTAL	11,319	1,864.57	16,542	1,865.92
BLACK TEA SALES FROM REFUSE TEA PROCESSING CENTRES				
UVA-HIGH	121,964	433.00	247,349	432.10
WESTERN-HIGH	169,646	474.52	320,309	469.51
UVA-MEDIUM	18,460	447.58	40,830	441.21
WESTERN-MEDIUM	48,262	488.53	98,342	498.04
LOW	94,835	452.27	174,486	447.80
TOTAL	453,167	459.08	881,316	456.58
COMPOSITE NATIONAL AVERAGES				
High Grown	5,071,852	611.83	10,614,704	612.60
Medium Grown	3,911,928	579.78	8,524,332	582.75
Low Grown	15,337,205	674.11	31,534,652	673.49
ALL TEA AVERAGE	24,320,984	645.95	50,673,687	645.47



ALL BROKERS PRIVATE SALE FIGURES (FOR THE PERIOD – 27TH NOV. TO 04TH DEC. 2021)

	WEEKLY	TODATE
High, Medium & Low	42,719.25	2,952,719.55
Green Tea	34,832.00	1,926,184.50
Organic Tea	13,256.00	504,631.29
BMF	276,025.00	9,837,932.00
Direct Sales	-	-
Forward Contract	37,540.00	2,073,590.00





- **Crop and Weather**
- **Crop Figures**
- **Tea News**

CROP AND WEATHER - FOR THE PERIOD OF - 29TH NOVEMBER TO 05TH DECEMBER 2021



Western

Bright mornings with occasional evening showers were recorded throughout the week in Dickoya, Agarapatana, Bogowantalawa and Talawakelle districts.



Nuwara Eliya

Bright mornings with occasional evening showers were recorded in Nuwara Eliya and Kandapola districts.



Uva

Mostly bright weather conditions were recorded throughout the week in Badulla, Bandarawella and Haputale districts.



Low Grown

Dull weather with occasional scattered showers were experienced in Rathnapura, Deniyaya and Galle.



Crop

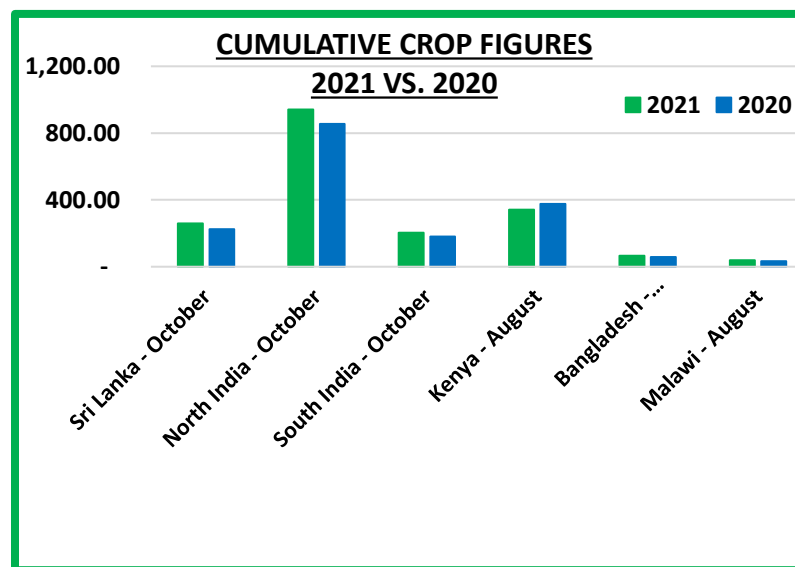
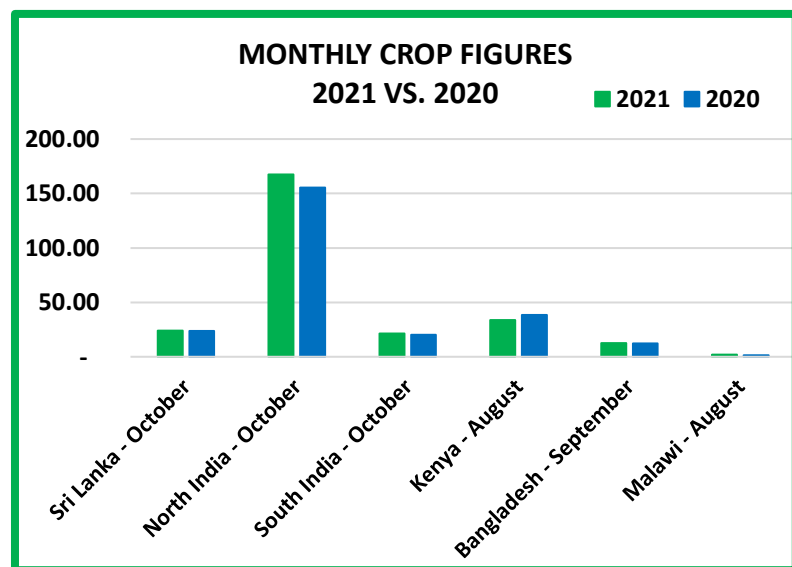
Crop intakes are low.



CROP FIGURES OF MAJOR PRODUCING & EXPORTING COUNTRIES

Country	Month	2021	2020	Cumulative + Inc. / Dec.	Cumulative	2021	2020	Cumulative + Inc. / Dec.
Sri Lanka	October	23.99	23.84	+ 0.15	Upto October	258.61	225.28	+ 33.33
North India	October	167.35 (E)	155.52	+ 11.83	Upto October	940.71 (E)	854.27	+ 86.44
South India	October	21.26 (E)	20.16	+ 1.10	Upto October	204.18 (E)	180.17	+ 24.01
Kenya	August	33.63	38.52	- 4.89	Upto August	342.44	376.68	- 34.24
Bangladesh	September	12.61	12.14	+ 0.47	Upto September	64.76	57.45	+ 7.31
Malawi	August	2.08	1.26	+ 0.82	Upto August	38.40	33.60	+ 4.80

(E) - Estimated



TEA NEWS AROUND THE GLOBE



MOMBASA MARKET

SALE NO. 48 – SALE OF 29TH, 30TH NOVEMBER & 01ST DECEMBER 2021

Strong general demand prevailed for the 175,133 packages (11,466,377.00 kilos) in the market and 14.45% were unsold.

LEAF GRADES

Offerings: 96,350 packages (6,263,079.00 kilos) with 13.85% unsold. The best BP1s on offer were irregular ranging between steady to USC21 above previous levels closely following quality to easier by up to USC10 with brighter types fully firm to USC6 dearer with quality while medium categories were about firm to USC21 easier and some invoices remained without bids. Improved lower medium sorts saw better enquiry at steady to USC22 above previous week's rates to easier by USC10 to USC18 with some lines remaining unsold while plainer varieties varied between USC2 to USC12 above last prices to easier by USC4 to USC12 and some teas were unsold.

Best PF1s in the market shed USC4 to USC16 while brighter sorts held firm to USC4 dearer following quality with medium types advancing by USC9 to USC11 but some lines lost up to USC4 where sold; lower medium categories met better interest appreciating by USC4 to USC36 but a few invoices remained unsold. Plainer types were irregular and ranged between USC2 to USC52 dearer to easier by USC2 to USC12 with some invoices unsold.

DUST GRADES

Offerings: 51,550 packages (3,830,020.00 kilos) with 10.18% remaining without bids. The best PDUSTs in the market held value to USC13 dearer with quality while brighter varieties advanced by USC12 to USC21 closely following quality. Medium types saw improved enquiry appreciating by USC2 to USC32 above previous week's levels with a few lines unsold while lower medium categories were irregular ranging between steady to USC22 dearer to easier by USC4 to USC10 and a few lines were unsold. Plainer sorts met and irregular interest with improved invoices firm to USC18 dearer while others were discounted by USC2 to USC17 where sold.

Best DUST1s available gained USC3 to USC9 while brighter categories were irregular varying between firm to USC4 above last levels to easier by up to USC2 and a few lines were unsold. Mediums held firm to USC18 dearer but a few invoices eased by up to USC2 where sold with lower medium types irregular ranging between USC2 to USC24 above last prices to easier by USC2 to USC18 and a few lines remained unsold. Plainer descriptions varied between USC3 to USC27 dearer to easier by USC8 to USC20 and some teas were neglected.

SECONDARY GRADES

Offerings: 27,233 packages (1,373,278.00 kilos) and 24.67% were unsold. In the Secondary Catalogues, BPs were dearer while PFs gained. Clean well sorted coloury Fannings were discounted while DUSTs appreciated. Other Fannings held value with similar DUSTs dearer. BMFs were well absorbed.

MARKETS

There was strong enquiry from Pakistan Packers and were dominant with strong support from Egyptian Packers and Bazaar. Yemen and other Middle Eastern countries lent more and strong interest while Kazakhstan, other CIS states and UK showed useful activity. Russia were less active while Sudan re-entered the market with some purchases for Iran. Afghanistan were subdued while Local Packers were active on account of price. Somalia were more active at the lower end of the market.





TEA NEWS AROUND THE GLOBE

MOMBASA MARKET – Continued

QUOTATIONS	BROKENS \$	FANNINGS \$
Best	270 - 501	340 - 382
Good	260 - 356	342 - 363
Good Medium	260 - 335	329 - 350
Medium	260 - 267	260 - 319
Lower Medium	112 - 180	136 - 254
Plain	078 - 143	064 - 226

AUCTION	KENYA 2020 \$	KENYA 2021 \$	TOTAL 2020 \$	TOTAL 2021 \$
46	2.01	2.48	1.93	2.29
47	1.97	2.66	1.89	2.45
48	1.93	2.71	1.86	2.49

SOURCE : AFRICA TEA BROKERS LTD.



TEA NEWS AROUND THE GLOBE



CHITTAGONG MARKET

SALE NO. 30 – 06TH DECEMBER 2021

CTC LEAF: 54,152 packages of Current Season teas on offer met with much less demand with very heavy withdrawals.

BROKENS: A few select well made good liquoring Brokens met with some competition and were generally firm to touch dearer. Good mediums and mediums witnessed less demand and were easier following quality. There were also several withdrawals in this category. Plain teas witnessed heavier withdrawals. BLF teas witnessed very limited interest with much heavier withdrawals.

FANNINGS: A few good liquoring Fannings met with a good support at around last levels but the bulk of good and medium varieties saw less demand at easier rates. There were also many withdrawals. Plain and BLF types met with much less demand with heavy withdrawals.

CTC DUST: 11,690 packages of Current Season teas on offer met with fair demand. Well made good liquoring teas sold well and were around last levels. Their mediums were irregularly easier closely following quality. Plain and BLF Dusts met with much less demand with heavy withdrawals. Blenders lent strong support with fair interest from the Loose tea buyers

COMMENTS: Market started off with less demand and with the progress of sale it declined further. Withdrawals were very heavy following limited demand from the buyers particularly for plainer and BLF teas. Blenders supported good liquoring varieties but ignored the bulk of Medium and plain types. Loose tea buyers lent only a limited support

Dusts were an easier market.

Our catalogue (Sale 30): Avg: Tk 196.29 Sold 58.9 % & (Sale 29) Avg: Tk 198.39, sold 61.1 %.

Quotations – This Week – (In Taka)

Brokens	This Week	Last Week	Fannings	This week	Last Week	Dust	This week	Last Week
Large	NQTA	NQTA	Best	197-202	202-207	PD	190-267	201-225
Medium	175-183	177-187	Good	184-190	187-192	RD	150-272	150-260
Small	177-187	182-192	Medium	175-180	178-183	D	151-260	157-268
Plain	162-170	165-172	Plain	162-170	167-174	CD	150-311	160-316
BLF	140-152	142-152	BLF	140-152	142-152	BLF	150-170	150-170

Exchange Rates 06th December 2021 Sterling Pound: Tk. 112.2022 dollar: Tk. 84.5672

SOURCE : NATIONAL BROKERS LTD



TEA NEWS AROUND THE GLOBE



SILIGURI MARKET

SALE NO.48 – SALE OF 04TH DECEMBER 2021

1. MARKET DESCRIPTION :

- Good demand for the good/best liquoring varieties and the common/plainer sorts which sold at firm to occasionally dearer rates.
- The remainder were irregular and easier with some withdrawals.
- All sections of buyers operated.
- 5.1 % of teas selling above rs.300 (up to sale 48) has been the highest to date.

2. TOTAL AUCTION WEIGHTED AVERAGE (₹)

	2021-22			2020-21			UPTO SALE - 48		
	SALE - 48	SALE - 47	+/-	SALE - 48	SALE - 47	+/-	2021-22	2020-21	2019-20
CTC	170.17	171.06	-0.89	158.90	157.47	1.43	183.53	221.25	140.37
DUST	163.13	166.13	-3.00	150.45	151.60	-1.15	171.26	213.36	134.05
TOTAL	169.49	170.53	-1.04	157.95	156.82	1.13	182.12	220.28	139.62

SOURCE: PARCON INDIA PVT LTD

GUWAHATI MARKET

SALE NO.48 – SALE OF 03RD DECEMBER 2021

1. MARKET DESCRIPTION :

- Good liquoring and the cleaner, blacker sorts were firm to dearer.
- Remainder were irregular following quality.
- Dust category was firm with better offtake.
- All sections operated.

2. TOTAL AUCTION WEIGHTED AVERAGE (₹)

	2021-22			2020-21			UPTO SALE - 48		
	SALE - 48	SALE - 47	+/-	SALE - 48	SALE - 47	+/-	2021-22	2020-21	2019-20
CTC	181.41	185.05	-3.64	168.05	175.71	-7.66	188.83	243.04	148.00
DUST	178.61	174.17	4.44	170.47	177.75	-7.27	184.45	251.48	156.90
TOTAL	180.65	182.03	-1.38	168.80	176.37	-7.57	187.54	245.88	150.85

SOURCE: PARCON INDIA PVT LTD



TEA NEWS AROUND THE GLOBE



KOLKATA ORTHODOX / CTC MARKET

SALE NO.48 – SALE OF 02ND & 04TH DECEMBER 2021

1. Market description :

- Good demand at rates irregular around last to also lower with quality.
- Clean, well-made sorts and select tippy varieties sold well with competition.
- Improved enquiry on bolder whole leaf and Fannings.
- Secondaries were readily absorbed.
- Exporters to the middle east and cis operated.

	WHOLE LEAF		BROKENS		FANNINGS
	1ST LINE	2ND LINE	LARGER	SMALLER	LEAFY
BEST	320-360+	280-295+	240-260+	235-245+	200+(N)
GOOD	275-310	250-275	225-240	210-230	160-180
MEDIUM	240-270	220-250	175-220	180-200	110-150

1. Market description :

- Good demand.
- Levels for good/best Assams of pre-puja manufacture were steady whilst remainder were irregularly easier following decline in quality. Medium category teas, along with plainer Dooars were readily absorbed at firm levels.
- Good Dooars were around last.
- Good and best dusts continued to elicit strong demand, while remainder followed the leaf trend.
- Major blenders and WI active with good support from other sections of the trade.

2. TOTAL AUCTION WEIGHTED AVERAGE (₹)

	2021-22			2020-21			UPTO SALE - 48		
	SALE - 48	SALE - 47	+/-	SALE - 48	SALE - 47	+/-	2021-22	2020-21	2019-20
CTC	207.98	222.24	-14.26	175.44	184.14	-8.70	212.93	253.78	162.04
DUST	214.77	231.94	-17.17	196.16	193.28	2.88	218.21	264.59	174.96
TOTAL	209.80	224.98	-15.17	181.13	186.51	-5.38	214.41	257.08	165.68

SOURCE: PARCON INDIA PVT LTD



UPCOMING AUCTION DETAILS

Auction No.	50		49	
Dates	20 th / 21 st Dec. 2021		14 th / 15 th Dec. 2021	
	No. of Lots	Qty – kg	No. of Lots	Qty – kg
Ex-Estate	655	753,911	625	704,811
Main Sale Total	9,543	4,541,394	9,370	4,525,162
High & Medium	1,211	578,982	1,208	569,229
Low Grown – Leafy	1,929	758,112	1,861	729,400
Low Grown – Semi Leafy	1,387	571,145	1,295	531,460
Low Grown Tippy	1,853	873,325	1,763	824,356
Premium / Flowery	421	71,444	381	63,434
Off Grades	2,250	1,213,780	2,306	1,254,664
Dust	492	474,606	556	552,619
Grand Total	10,198	5,295,305	9,995	5,229,973
Reprints	571	297,702	675	394,316
Total No. of Lots on Offer	10,198		9,995	
Total Quantity on Offer (kg)	5,295,305		5,229,973	



SCHEDULED CLOSING DATES

Auction No.	Date of Sale	Ex-Estate	Main Sale
01	04 th / 05 th January 2022	09/12/2021	09/12/2021
02	10 th / 11 th January 2022	16/12/2021	16/12/2021
03	18 th / 19 th January 2022	23/12/2021	23/12/2021

PROMPT DATES

Auction No.	Buyers	Sellers
49	21/12/2021	22/12/2021
50	27/12/2021	28/12/2021
01	11/01/2022	12/01/2022



ORDER OF SALE (SALE NO. 49 – 14TH / 15TH DECEMBER 2021)

Main Sale Order – 1 (Leafy / Semi Leafy / Tippy / Premium / 1A)	Main Sale Order – 2 (H & M / Off Grade / Dust)	Ex-Estate
Asia Siyaka Commodities PLC.	Bartleet Produce Marketing (Pvt) Ltd	Forbes & Walker Tea Brokers (Pvt) Ltd
Lanka Commodity Brokers Ltd	Lanka Commodity Brokers Ltd	Eastern Brokers. Ltd.
Mercantile Produce Brokers (Pvt) Ltd	Ceylon Tea Brokers PLC	Bartleet Produce Marketing (Pvt) Ltd
Forbes & Walker Tea Brokers (Pvt) Ltd	Eastern Brokers. Ltd.	Lanka Commodity Brokers Ltd
Bartleet Produce Marketing (Pvt) Ltd	JOHN KEELLS PLC	Ceylon Tea Brokers PLC
Eastern Brokers. Ltd.	Asia Siyaka Commodities PLC.	Mercantile Produce Brokers (Pvt) Ltd
Ceylon Tea Brokers PLC	Mercantile Produce Brokers (Pvt) Ltd	JOHN KEELLS PLC
JOHN KEELLS PLC	Forbes & Walker Tea Brokers (Pvt) Ltd	Asia Siyaka Commodities PLC.

[DB : HR / SG]





“

Don't be pushed around by the fears in your mind.
Be led by the dreams in your heart.

— *Roy T. Bennett*

”