



TEA MARKET REPORT

JOHN KEELLS PLC

SALE NO.49 – 10TH / 11TH DECEMBER 2024

ORDER OF SALE (SALE NO. 49 – 10TH / 11TH DECEMBER 2024)

Main Sale Order – 1 (Leafy / Semi Leafy / Tippy / Premium / 1A)	Main Sale Order – 2 (H & M / Off Grade / Dust)	Ex-Estate
BARTLEET PRODUCE MARKETING (PVT) LTD	BARTLEET PRODUCE MARKETING (PVT) LTD	FORBES & WALKER TEA BROKERS (PVT) LTD
MERCANTILE PRODUCE BROKERS (PVT) LTD	LANKA COMMODITY BROKERS LTD	BARTLEET PRODUCE MARKETING (PVT) LTD
LANKA COMMODITY BROKERS LTD	CEYLON TEA BROKERS PLC	CEYLON TEA BROKERS PLC
EASTERN BROKERS. LTD.	EASTERN BROKERS. LTD.	EASTERN BROKERS. LTD.
JOHN KEELLS PLC	JOHN KEELLS PLC	MERCANTILE PRODUCE BROKERS (PVT) LTD
ASIA SIYAKA COMMODITIES PLC.	ASIA SIYAKA COMMODITIES PLC.	LANKA COMMODITY BROKERS LTD
CEYLON TEA BROKERS PLC	MERCANTILE PRODUCE BROKERS (PVT) LTD	JOHN KEELLS PLC
FORBES & WALKER TEA BROKERS (PVT) LTD	FORBES & WALKER TEA BROKERS (PVT) LTD	ASIA SIYAKA COMMODITIES PLC.



AUCTION DETAILS

Auction No.	49	
Dates	10 th / 11 th December 2024	
	No. of Lots	Qty – kg
Ex Estate	902	882,631
Main Sale Total	11,252	5,277,823
High & Medium	1,827	826,003
Low Grown - Leafy	2,043	779,963
Low Grown - Semi Leafy	1,765	776,265
Low Grown Tippy	2,256	1,071,589
Premium / Flowery	389	55,346
Off Grades	2,341	1,203,963
Dust	631	564,694
Grand Total	12,154	6,160,454
Reprints	645	340,748
Total No. of Lots Offered	12,154	
Total Quantity Offered (kg)	6,160,454	

PROMPT DATES

Auction No.	Buyers	Sellers
49	17/12/2024	18/12/2024

COMMENTS



The Global tea auction centres experienced an easier trend this week with less competition. Improved high quality teas were supported and compensated by the market, whilst the poorer sorts fell sharply or otherwise unsold.

0.88Mkg of Ex- Estate teas on offer met with lower demand. Select Best Western High Grown BOPs together with the below best and plainer varieties declined from last week's levels. Select Best Western High Grown BOPFs too barely maintained and declined substantially as the sale progressed, the below best and plainer sorts followed a similar trend. Nuwara Eliya BOPs / BOPFs were mostly unsold. Uda Pussellawa BOPs were easier, the BOPFs were easier, however to a lesser extent. Uva BOPs were substantially lower, the BOPFs declined from last week's levels. Low Grown CTC BP1s appreciated selectively, there were hardly any High and Medium BP1s on offer this week. Low Grown CTC PF1s were firm to dearer, the poorer sorts declined from last week's levels, the High and Medium sorts were barely steady and declined irregularly.

The 2.7Mkg of Low Grown teas on offer met with fair demand. In the Leafy segment, Well-made OPs/OPAs were firm to dearer, others met with fair demand. All OP1s met with good demand. BOP1s were firm to dearer. PEKOE/ PEOKOE1s were marginally lower. In the Small Leaf segment, FBOPs sold at lower levels. FF1s were firm to easier. The BOPF.SP, BOPF, BOP.SP and BOPs were lower to last. FF varieties were irregular. Premium flowery teas met with mixed interest.

Turkey, Russia and the C.I.S countries lent fair support. Libya and Iraq were active.





MARKET DESCRIPTION

Western Teas

Select Best Western High Grown BOPs were easier by Rs.50/- to Rs.100/-, below best and plainer varieties too were easier by Rs.50/- to Rs.60/-. Select Best Western High Grown BOPFs eased Rs.50/- to Rs.100/- and more, the below best and plainer varieties declined by Rs.30/- to Rs.50/- on average. Medium BOPs declined by Rs.100/- to Rs.150/- and more, the BOPFs too commenced firm and declined as the sale progressed.

Nuwara Eliya Teas

BOP / BOPFs were mostly unsold.

Uva Teas

Uva BOPs were substantially easier and declined Rs.100/- and more, the BOPFs too eased Rs.40/- to Rs.60/- on average. Uda Pussellawa BOPs declined Rs.20/- to Rs.40/-, the BOPFs were barely steady and mostly easier.

CTC Teas

Low Grown CTC BP1s appreciated selectively, the others were firm, there were hardly any High and Medium BP1s on offer. Low Grown CTC PF1s were firm to a little dearer at times, however the poorer sorts declined from last levels. High and Medium PF1s were barely steady and declined irregularly by Rs.20/- to Rs.40/-.

QUOTATIONS

	BOP – RS.	BOPF – RS.
Good Westerns	1360 – 1420	1320 – 1400
Average Westerns	1220 – 1320	1220 – 1300
Plainer Westerns	1020 – 1220	1060 – 1180
Western Mediums	760 – 1700	720 – 1200
Uva Teas	1100 – 1180	1140 – 1180
Nuwara Eliya Teas	NQ	NQ
Uda Pussellawa Teas	1040 – 1180	1100 – 1200
CTC (BP1 and PF1)	720 – 1280	730 – 1650





MARKET DESCRIPTION

Low Grown

Wiry OP1s were firm to dearer, bolder types gained further, secondaries gained irregularly. Well-made OPs along with the secondary invoices were mostly firm. select best OPAs met with fair interest, best and below best types gained from last levels, secondaries too were firm to dearer. Well-made BOP1s were firm to dearer, others too attracted good demand. Well-made Pekoes were firm to easier, bold Pekoes along with the mixed types declined from last levels. Shotty Pekoe1s were lower to last, others too showed a marginal decline.

Select best BOPs experienced a sharp decline, others were lower to last. BOP.SP.s and BOPF.SP.s were lower to last. BOPFs were firm to easier. All FBOPF1 varieties were lower to last. Select best FBOPs were firm, and bolder types met with fair demand. Very tippy FBOPF varieties were firm to dearer, others were lower to last. Premium Flowery teas met with irregular demand.

Off Grades

Select best and best Fgs1s were dearer by Rs.10/- to Rs.20/-, below best and poorer sorts maintained on last levels. Select best and best BMs were firm on last levels, below best and poorer types appreciated by Rs.20/- to Rs.30/-. Select best and best BPs maintained on last levels, below best and poorer varieties were dearer by Rs.20/- to Rs.40/-. Select best BOP1As were lower by Rs.20/- to Rs.40/-, best types were lower by Rs.50/- to Rs.100/-, below best types were higher by Rs.20/- to Rs.30/-, whilst poorer types were lower by Rs.20/- to Rs.30/-.

Dust

Select best and best Dust1 declined by Rs.50/- and more, below best and plainer types were firm. All CTCs declined by Rs.50/- to Rs.60/-. Select best and best Low Grown Dust / Dust1s declined by Rs.40/- to Rs.60/-, below best and poorer types declined by Rs.60/- to Rs.80/- and more.



QUOTATIONS

	Select Best	Best	Below Best	Others
LIQUORING				
DUST-1	1300.00 - 1600.00	1180.00 - 1290.00	1000.00 - 1170.00	720.00 - 990.00
OFF GRADES				
FGS1	1140.00 - 1260.00	1000.00 - 1130.00	840.00 - 990.00	630.00 - 830.00
FGS	850.00 - 1020.00	770.00 - 840.00	680.00 - 760.00	600.00 - 670.00
LOW GROWNS				
FBOPF / FFSP / FFEXSP	4000.00 - 4800.00	3200.00 - 3700.00	2500.00 - 2800.00	1000.00 - 1100.00
BOP	1700.00 - 1800.00	1400.00 - 1500.00	1200.00 - 1300.00	900.00 - 1000.00
BOPSP	1600.00 - 1800.00	1450.00 - 1500.00	1300.00 - 1400.00	800.00 - 1100.00
BOPF	1500.00 - 1700.00	900.00 - 1000.00	850.00 - 900.00	800.00 - 850.00
FBOPF1	1600.00 - 1700.00	1500.00 - 1550.00	1300.00 - 1350.00	950.00 - 1000.00
FBOP	2300.00 - 2400.00	1600.00 - 1650.00	1300.00 - 1350.00	950.00 - 1000.00
BOP1	2350.00 - 3250.00	1950.00 - 2300.00	1300.00 - 1700.00	800.00 - 1280.00
OP1	2950.00 - 3350.00	2700.00 - 2900.00	1400.00 - 2200.00	900.00 - 1380.00
OP	1650.00 - 1900.00	1500.00 - 1600.00	1380.00 - 1480.00	900.00 - 1360.00
OPA	1550.00 - 1800.00	1400.00 - 1500.00	1300.00 - 1380.00	900.00 - 1280.00
PEKOE	1480.00 - 2300.00	1340.00 - 1460.00	1220.00 - 1320.00	800.00 - 1200.00
PEKOE1	1600.00 - 2200.00	1400.00 - 1550.00	1260.00 - 1380.00	800.00 - 1240.00
DUST / DUST1	960.00 - 1080.00	810.00 - 950.00	730.00 - 800.00	600.00 - 720.00



EXCHANGE RATES

The average rates currencies quoted on 11TH December 2024 at 9.30 a.m. by Commercial Banks in Colombo for Telegraphic Transfers (TT).

CURRENCY	BUY RATE	SELL RATE
USD	285.99	294.60
EURO	299.51	312.13
GBP	363.85	377.93



- **Top Prices**
- **Colombo Auction Averages**
- **National Elevational Averages**
- **All Brokers Private Sale Figures**



TOP PRICES (SALE NO. 49 – 10TH / 11TH DECEMBER 2024)



WESTERN HIGH			
BOP		Ingestre	1420.00
BOPSP	*	Mattakelle	1480.00
BOPF/BOPFSP		Robgill	1400.00
FBOP/FBOP1		Bambrakelly	1700.00
FBOPF/FBOPF1		Cymru	1460.00
BOP1	*	Venture	1500.00
OP/OPA		Weddemulla	1300.00
		Bambrakelly	1300.00
OP1		Glenloch	1550.00
PEKOE/PEKOE1		Dessford	1600.00

UVA HIGH			
BOP	*	Glenanore	1340.00
BOPSP	*	Aislaby	1200.00
BOPF/BOPFSP		Battawatte	1260.00
FBOP/FBOP1		Ranaya	1750.00
FBOPF/FBOPF1		Mount Uva	1440.00
BOP1		Uva Highlands	1950.00
OP/OPA	**	Ellathota Uva	1300.00
		Ranaya	1300.00
OP1	*	Glenanore	1900.00
PEKOE/PEKOE1		Mount Uva	1550.00
		Ranaya	1550.00

NUWARA ELIYA			
BOP		Court Lodge	1160.00
BOPSP		Kenmare	1100.00
BOPF/BOPFSP		Court Lodge	1120.00
FBOP/FBOP1		-	
OP/OPA		Summerhill	770.00
PEKOE/PEKOE1		-	

WESTERN MEDIUM			
BOP		Harangalla	1700.00
BOPSP		Uplands	1600.00
BOPF/BOPFSP		Uplands	1460.00
FBOP/FBOP1	*	Kenilworth	2000.00
FBOPF/FBOPF1		Dartry Valley	1600.00
		Harangalla	1600.00
BOP1		Harangalla	1800.00
OP/OPA		Hatale	1340.00
OP1		Harangalla	1500.00
PEKOE/PEKOE1		Craighead	1700.00

UVA MEDIUM			
BOP		Halpewatta Uva	1480.00
BOPSP	*	Demodera 'S'	1380.00
BOPF/BOPFSP	*	Halpewatte Uva	1200.00
	*	Demodera 'S'	1200.00
FBOP/FBOP1		Dickwella	1900.00
FBOPF/FBOPF1		Roseland Uva	1460.00
BOP1		Roseland Uva	1900.00
OP/OPA		Ury	1320.00
		Misty-Uva	1320.00
OP1		Telbedde	1800.00
PEKOE/PEKOE1		Aruna Keppetipola	1650.00

CTC LOW			
PF1	*	Hingalgoda CTC	1650.00
BP1	*	Ceciliyan CTC	1260.00
BPS		-	
OF		Peakwatta CTC	740.00

UDA PUSSELLAWA			
BOP		Luckyland	1180.00
BOPSP		Kirklees	1120.00
BOPF/BOPFSP	*	Mooloya	1200.00
FBOP/FBOP1		Blairlomond	1460.00
FBOPF/FBOPF1		Delmar	1400.00
BOP1		-	
OP/OPA		Alma	1320.00
OP1		Delmar	1400.00
PEKOE/PEKOE1		Alma	1700.00

CTC HIGH			
PF1	*	Florence CTC	1220.00
	*	Dunsinane CTC	1220.00
BP1		-	
BPS		Florence CTC	920.00
OF		-	

CTC MEDIUM			
PF1		Strathdon CTC	1280.00
BP1	*	Delta CTC	1280.00
BPS		Strathdon CTC	1120.00
OF		-	



TOP PRICES (SALE NO. 49 – 10TH / 11TH DECEMBER 2024)

LOW			
BOP		New Hopewell	1850.00
BOPSP		Andaradeniya Super	1800.00
BOPF		Rajjuruwatta Super	1700.00
BOPFSP		Nawagamuwehena	1850.00
FBOP		Sithaka	2450.00
FBOP1		Wattahena	2050.00
FBOPF		Hidellana	2000.00
		New Laksakanda	2000.00
FBOPF1	*	Sineth	2050.00
	*	Lumbini	1850.00
	*	Broadlands Smallholders	1750.00
		Suwishka	1750.00
		Makandura	1750.00
		Pothatuwa	1750.00
BOP1		Pothotuwa	3250.00
OP1		Gunawardena	3350.00
OP		Miriswatte	1900.00
	*	Kiruwanaaganga	1850.00
OPA		Green Lanka	1800.00
		Miriswatte	1800.00
PEKOE		Lumbini	2300.00
PEKOE1		Galatara	2200.00
		Hidellana	2200.00
		Nilrich	2200.00

PREMIUM			
FBOPFSP		Tea Bank	5000.00
FBOPFEXSP		Lions	4550.00
FBOPFEXSP1		Kamarangapitiya	4950.00

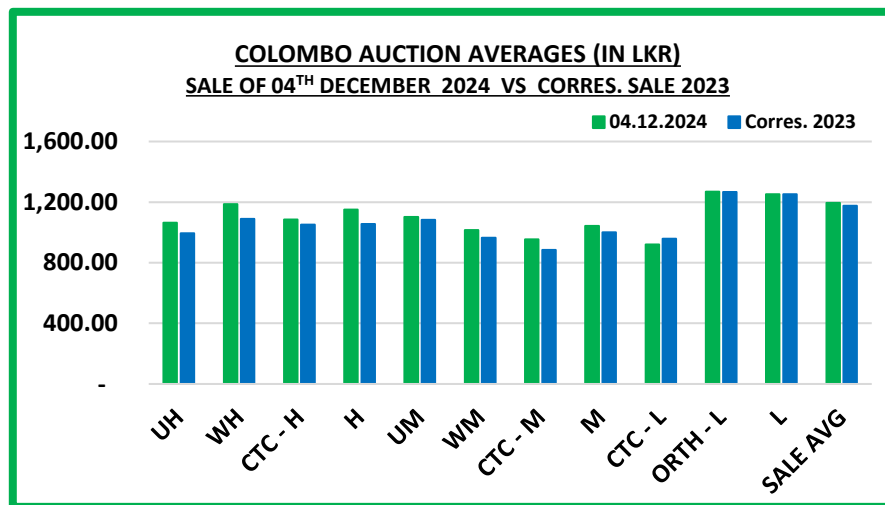
DUST			
DUST1	*	Mattakelle	1600.00
	*	Wattegodde	1550.00
P.DUST	*	Hingalgoda CTC	1460.00

OFF GRADES			
FNGS/FNGS1	*	Wanarajah	1260.00
		Holyrood	1260.00
	*	Wattegodde	1240.00
	*	Clydesdale	1240.00
PFNGS	*	Hingalgoda CTC	1380.00
BM		New Gurugodella	1280.00
BP		Chandrika Estate	1460.00
	*	Kiruwanaaganga	1360.00
BOP1A		Chandrika Estate	1460.00

**** MORE THAN ONE TOP PRICE OBTAINED**
*** TEAS SOLD BY JOHN KEELLS PLC**
+ ALL TIME RECORD PRICE
++ ALL TIME RECORD PRICE EQUALED

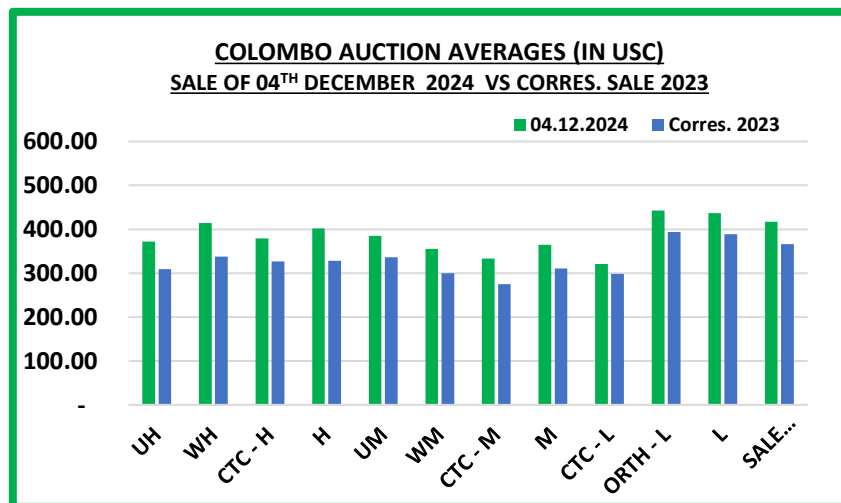


COLOMBO AUCTION AVERAGES



	Sale of 27/11/2024 In LKR	Sale of 04/12/2024 In LKR	Corres. 2023 In LKR
Uva High Grown	1003.97	1063.40	994.52
Western High Grown	1142.98	1186.21	1088.43
CTC High Grown	1085.08	1085.49	1051.35
Summary of High Grown	1096.88	1149.88	1056.39
Uva Medium Grown	1050.94	1102.83	1082.21
Western Medium Grown	974.34	1015.64	964.95
CTC Medium Grown	970.58	954.04	884.32
Summary of Medium Grown	992.82	1043.42	999.95
CTC Low Grown	884.51	919.90	958.32
Orthodox Low Grown	1272.98	1268.56	1267.04
Summary of Low Grown	1246.72	1251.27	1251.67
TOTAL SALE AVERAGE	1181.99	1194.10	1176.21

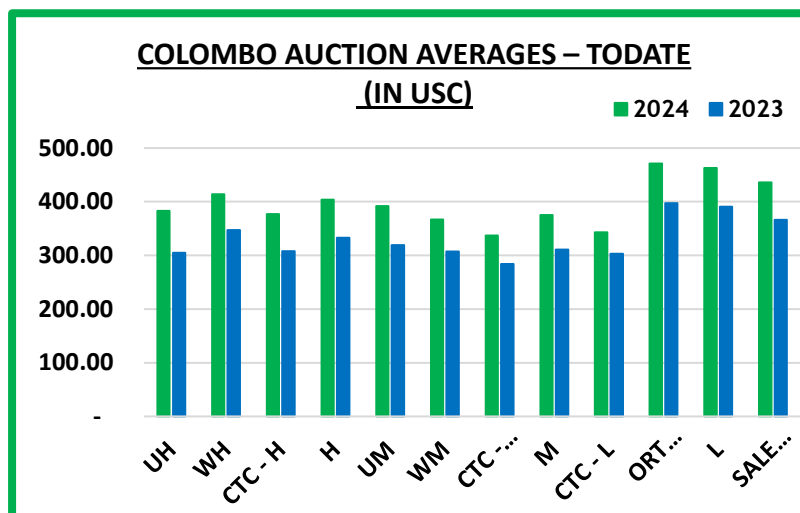
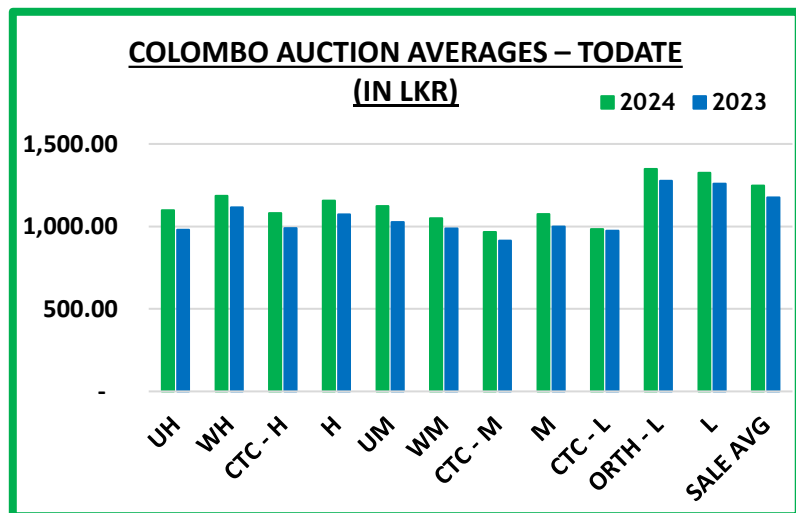
COLOMBO AUCTION AVERAGES



	Sale of 27/11/2024 In USC	Sale of 04/12/2024 In USC	Corres. 2023 In USC
Uva High Grown	350	372	309
Western High Grown	399	414	338
CTC High Grown	378	379	327
Summary of High Grown	383	402	328
Uva Medium Grown	367	385	336
Western Medium Grown	340	355	300
CTC Medium Grown	339	333	275
Summary of Medium Grown	346	365	311
CTC Low Grown	309	321	298
Orthodox Low Grown	444	443	394
Summary of Low Grown	435	437	389
TOTAL SALE AVERAGE	412	417	366



COLOMBO AUCTION AVERAGES



January to Date (Sale No.48)	2024 LKR	2023 LKR	2024 USC	2023 USC
Uva High Grown	1097.90	980.65	383	305
Western High Grown	1185.40	1115.61	414	347
CTC High Grown	1079.94	990.42	377	308
Summary of High Grown	1157.25	1073.00	404	333
Uva Medium Grown	1123.16	1026.65	392	319
Western Medium Grown	1050.61	988.03	367	307
CTC Medium Grown	965.80	913.64	337	284
Summary of Medium Grown	1074.08	1000.17	375	311
CTC Low Grown	983.09	974.29	343	303
Orthodox Low Grown	1348.66	1276.47	471	397
Summary of Low Grown	1325.81	1259.21	463	391
TOTAL SALE AVERAGE	1247.41	1176.54	436	366



COLOMBO AUCTION AVERAGES

FROM 04 TH DECEMBER 2024	LKR
Uva High Grown	1086.88
Western High Grown	1192.36
Summary of High Grown	1161.38
Uva Medium Grown	1104.31
Western Medium Grown	1010.66
Summary of Medium Grown	1038.94
Summary of Low Grown	1237.49
TOTAL SALE AVERAGE	1185.82



NATIONAL ELEVATIONAL AVERAGES (AMENDED)

NATIONAL ELEVATIONAL AVERAGES – NOVEMBER 2024				
Elevation	MONTH		TODATE	
	QUANTITY - KG	AVERAGE - RS. / KG	QUANTITY - KG	AVERAGE - RS. / KG
ORTHODOX				
UVA-HIGH	945,942	1,026.39	14,694,159	1,100.13
WESTERN-HIGH	2,147,737	1,164.93	28,251,048	1,205.55
UVA-MEDIUM	906,939	1,022.90	13,515,404	1,119.24
WESTERN-MEDIUM	1,711,703	989.38	19,895,959	1,083.87
LOW	11,464,447	1,233.91	129,657,194	1,352.64
TOTAL	17,176,768	1,178.35	206,013,763	1,273.19
CTC				
UVA-HIGH	102,084	1,012.15	1,248,422	1,121.07
WESTERN-HIGH	427,207	1,061.93	3,757,038	1,081.91
WESTERN-MEDIUM	646,833	932.41	7,281,979	962.68
LOW	1,085,094	901.28	12,040,373	984.40
TOTAL	2,261,218	945.54	24,327,812	999.97
OTH/CTC				
UVA-HIGH	1,048,026	1,025.00	15,942,581	1,101.77
WESTERN-HIGH	2,574,944	1,147.84	32,008,086	1,191.04
UVA-MEDIUM	906,939	1,022.90	13,515,404	1,119.24
WESTERN-MEDIUM	2,358,536	973.76	27,177,938	1,051.40
LOW	12,549,541	1,205.15	141,697,567	1,321.35
TOTAL	19,437,986	1,151.27	230,341,574	1,244.33
GREEN				
UVA-HIGH	29,987	1,229.88	494,204	1,261.93
WESTERN-HIGH	48,826	1,333.49	589,515	1,303.52
UVA-MEDIUM	39,150	1,343.03	303,388	1,443.47
WESTERN-MEDIUM	31,532	1,290.97	417,574	1,258.76
LOW	1,151	1,186.36	6,090	1,910.53
TOTAL	150,646	1,305.32	1,810,771	1,307.34





NATIONAL ELEVATIONAL AVERAGES (AMENDED) – Continued;

Elevation	MONTH		TODATE	
	QUANTITY - KG	AVERAGE - RS. / KG	QUANTITY - KG	AVERAGE - RS. / KG
ORGANIC TEAS				
UVA-HIGH	29,224	1,232.05	272,431	1,126.32
WESTERN-HIGH	7,700	1,262.34	28,984	1,300.17
WESTERN-MEDIUM	41,313	1,965.26	218,325	1,840.69
LOW	1,600	2,250.85	23,350	2,978.17
TOTAL	79,837	1,634.80	543,090	1,502.40
SPECIAL TEA				
UVA-HIGH	1,857	1,841.95	38,657	1,498.66
WESTERN-HIGH	595	16,809.92	15,471	8,412.15
UVA-MEDIUM	325	3,532.31	914	14,990.37
WESTERN-MEDIUM	2,785	1,645.65	91,285	1,647.97
LOW	909	6,657.54	12,640	7,719.82
OTHERS	2	22,000.00	9	43,500.00
TOTAL	6,473	3,899.70	158,976	2,830.49
BLACK TEA SALES FROM REFUSE TEA PROCESSING CENTRES				
UVA-HIGH	94,525	541.45	792,530	684.33
WESTERN-HIGH	160,834	780.52	2,197,669	772.89
UVA-MEDIUM	9,200	760.80	114,858	790.23
WESTERN-MEDIUM	61,742	656.27	920,354	699.27
LOW	321,964	665.92	2,956,438	680.05
OTHERS	123,103	1,988.67	1,189,872	2,125.03
TOTAL	771,368	675.82	8,171,721	714.11
COMPOSITE NATIONAL AVERAGES				
OTHERS	4,271	650.07	48,419	699.49
HIGH GROWN	3,996,519	1,092.89	52,380,131	1,142.68
MEDIUM GROWN	3,559,389	990.25	43,748,059	1,066.85
LOW GROWN	12,886,130	1,191.73	144,849,523	1,308.46
ALL TEA AVERAGE	20,446,309	1,137.22	241,026,132	1,228.46



ALL BROKERS PRIVATE SALE FIGURES (FOR THE PERIOD – 02ND TO 07TH DECEMBER 2024)

	WEEKLY	TODATE
High & Medium	122,375.00	3,667,138.80
Low	31,151.00	820,436.65
Green Tea	45,488.00	1,821,480.00
Organic Tea	14,173.00	385,673.00
BMF	500.00	2,116,821.00
Direct Sales	-	-
Forward Contract	105,000.00	2,484,756.00





- **Crop and Weather**
- **Crop Figures**
- **Tea News**
- **Circular**
- **Tea Sale Arrangements**

CROP AND WEATHER - FOR THE PERIOD OF - 02ND TO 08TH DECEMBER 2024



Western

Bright weather was recorded throughout the week in Dickoya, Talawakelle and Agarapatana.



Nuwara Eliya

Nuwara Eliya and Kandapola districts experienced bright weather throughout the week.



Uva

Bright weather was recorded in Badulla, Haputale and Lunugala together with occasional windy conditions.



Low Grown

Deniyaya, Rathnapura and Galle districts reported bright weather with occasional evening showers.



Crop

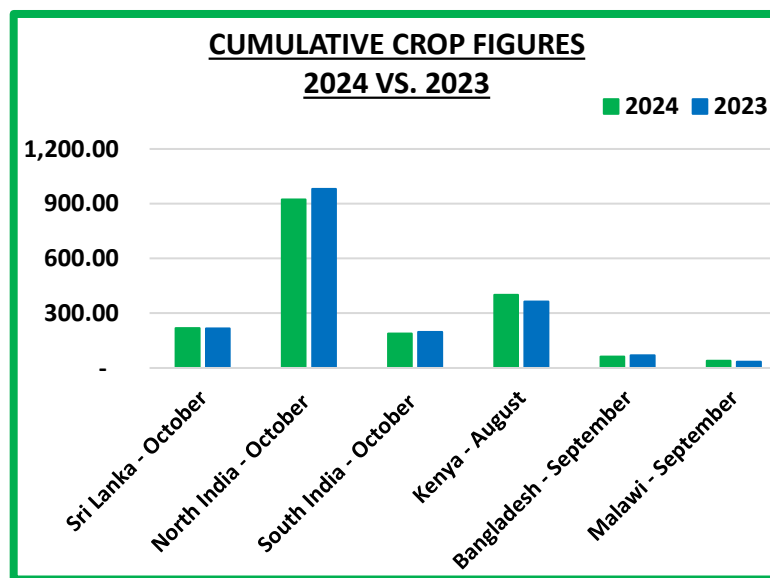
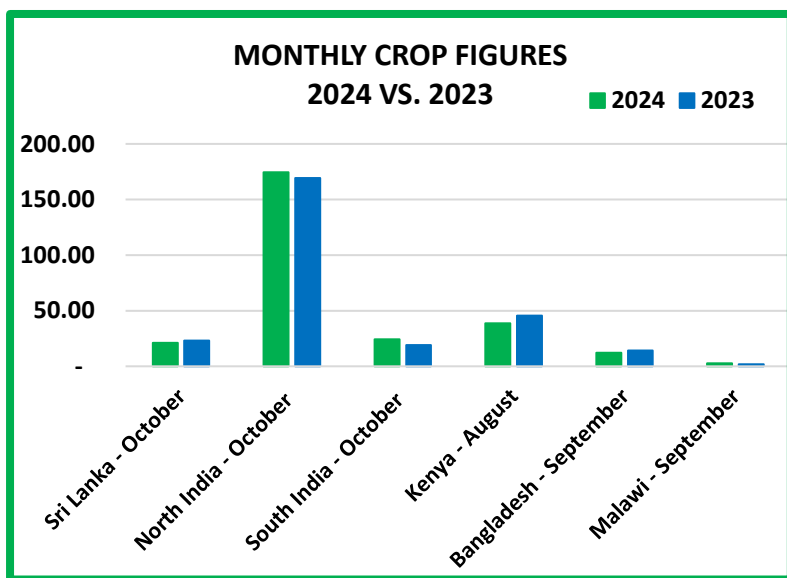
Crop intake is moderate to low.



CROP FIGURES OF MAJOR PRODUCING & EXPORTING COUNTRIES

Country	Month	2024	2023	Cumulative + Inc. / Dec.	Cumulative	2024	2023	Cumulative + Inc. / Dec.
Sri Lanka	October	21.14	23.00	- 1.86	Upto October	217.65	216.49	+ 1.16
North India	October	174.38 (E)	169.25	+ 5.13	Upto October	923.44(E)	981.32	- 57.88
South India	October	24.22 (E)	19.01	+ 5.21	Upto October	188.67(E)	197.18	- 8.51
Kenya	August	38.62	45.57	- 6.95	Upto August	400.54	363.91	+ 36.63
Bangladesh	September	12.21	14.29	- 2.08	Upto September	61.74	68.99	- 7.25
Malawi	September	2.56	1.87	+ 0.69	Upto September	38.93	34.54	+ 0.39

(E) - Estimated



TEA NEWS AROUND THE GLOBE



MOMBASA MARKET

SALE NO. 50 – SALE OF 09TH & 10TH DECEMBER 2024

There was good demand in the market for the 195,434 packages (13,245,853.00 kilos) on offer with 29.07% remaining unsold.

MARKETS

There was strong support from **Pakistan Packers** with more interest from **Afghanistan**. **Yemen** and **other Middle Eastern countries** lent good enquiry with maintained but selective participation from **UK** and **Bazaar**. **Egyptian Packers** were active with reduced support from **Kazakhstan** and **other CIS states**. **Russia** were less active while **Sudan** maintained interest. There was less enquiry from **South Sudan** while **China** were active. **Local Packers** reduced interest while **Somalia** continued to lend strong enquiry at the lower end of the market.

OFFERINGS

Leaf Grades	-	104,240 packages (6,906,301.00 kilos) – 28.78% unsold.
Dust Grades	-	69,200 packages (5,140,321.00 kilos) – 35.55% unsold.
Secondary Grades	-	21,994 packages (1,199,231.00 kilos) – 10.09% unsold.

LEAF GRADES (M2 & M3)

BP1:

Best – Mostly discounted by up to USC22 with select lines USC2 and USC8 above previous levels.

Brighter – Irregular and ranged between firm to USC2 dearer for a few lines to mostly easier by up to USC15.

Mediums – KTDA mediums met strong competition at steady to USC20 dearer with some invoices gaining USC31 and USC39 to irregularly easier by up to USC18; plantation mediums were irregular at USC31 dearer to easier by up to USC12 with some lines USC57 below previous levels.

Lower Medium – Firm to USC11 dearer to mostly easier by up to USC15.

Plainer – Irregular and varied between steady to USC4 dearer to easier by a similar margin.

PF1:

Best – Firm to mostly dearer by up to USC16 to easier by up to USC4.

Brighter – Irregular and varied between steady to USC5 above previous rates to up to USC10 below last rates.

Mediums – KTDA mediums were mostly easier by up to USC22 with some lines up to USC38 dearer; plantation mediums were steady to USC20 dearer for some lines to easier by up to USC4.

Lower Medium – Were firm to USC13 dearer to easier by up to a similar margin.

Plainer – Well absorbed at USC12 above previous levels to easier by up to USC4.

DUST GRADES (M1)

PDUST:

Best – Were dearer by up to USC13 by a few lines were discounted by USC16 and USC31.

Brighter – Firm to mostly dearer by up to USC14 to marginally easier by up to USC1.

Mediums – KTDA mediums were irregular and ranged between steady to USC20 above previous rates to easier by up to USC15 while plantation mediums met good enquiry at steady to USC7 dearer to mostly easier shedding by up to USC19.

Lower Medium – Irregular interest at mostly easier levels and lost up to USC10 but only a few invoices were firm to dearer by a similar margin.

Plainer – About steady to USC4 above last levels to easier by a similar margin.



TEA NEWS AROUND THE GLOBE



MOMBASA MARKET – Continued ;

DUST1:

Best – Met Irregular enquiry at firm to USC10 dearer to easier by up to USC18.

Brighter – Gained up to USC12 but a few lines lost about a similar margin.

Mediums – KTDA mediums met irregular interest at USC11 dearer with some lines gaining USC30 to mostly easier and lost up to USC15; plantation mediums were steady to USC9 above previous levels to easier by up to USC10.

Lower Medium – Firm to mostly dearer by up to USC16 with some invoices at USC6 below last levels.

Plainer – Steady to USC4 dearer to easier by up to USC9.

SECONDARY GRADES (\$1)

In the Secondary Catalogues, **BPs** gained with best **PFs** appreciating while others were about steady. Clean well sorted coloury **Fannings** advanced with **similar DUSTs** dearer. **Other Fannings** held value with **DUSTs** selling at about previous rates. **BMFs** were well absorbed.

QUOTATIONS	BROKENS	FANNINGS
Best	281 – 382	342 – 393
Good	297 – 320	320 – 359
Good Medium	255 – 322	300 – 347
Medium (KTDA)	170 – 244	160 – 292
Medium (Plantations)	154 – 211	144 – 229
Lower Medium	124 – 189	124 – 184
Plainer	080 – 138	074 – 144

AUCTION	KENYA 2023 \$	KENYA 2024 \$	TOTAL 2023 \$	TOTAL 2024 \$
48	2.28	2.22	2.16	2.13
49	2.25	2.21	2.13	2.12
50	2.31	2.18	2.12	2.08

SOURCE : AFRICA TEA BROKERS LTD.



TEA NEWS AROUND THE GLOBE



CHITTAGONG MARKET

SALE NO. 31 – 09TH DECEMBER 2024

CTC LEAF: 53,862 packages of tea on offer met with less demand.

BROKENs: Good liquoring Brokenes were a fairly good market but mostly eased by upto Tk.5/- . Medium varieties were also easier following quality. Plainer types met with much less demand with quite a lot of withdrawals. BLF teas once again met with less demand with quite heavy withdrawals.

FANNINGS: Good liquoring Fannings were a good market but generally eased a little. Medium and plainer varieties eased further often by upto Tk.5/- and more particularly the plainest. There were quite fair withdrawals in these categories. BLF teas once again met with less demand with quite heavy withdrawals

DUST: 10,783 packages of tea on offer met with a fairly good demand. Good liquoring Dusts sold well at around last levels. Mediums were an easier market by Tk.5/- to Tk.8/- following quality. Plain and BLF Dusts were an easier market with more withdrawals than last. Blenders were supportive whilst Loose tea buyers were selective.

COMMENTS: There was an easier trend in this week's sale with less competition. Good liquoring varieties were fairly well supported by the market. As for others, buyers strictly followed quality. Blenders gave quite good support whilst Loose tea buyers remained selective.

Dusts were a fair market with some withdrawals.

Our Catalogue: (Sale 31) Avg : Tk 218.15, Sold 64.38% , (Sale 30) Avg : Tk 217.70, Sold 71.88%

Quotations – This Week – (In Taka)

Brokenes	This Week	Last Week	Fannings	This week	Last Week	Dust	This week	Last Week
Best	230-235	235-240	Best	230-240	235-240	PD	205-299	160-292
Good	220-225	220-230	Good	220-225	220-230	RD	170-298	160-277
Medium	200-210	205-215	Medium	205-210	210-215	D	192-315	185-266
Plain	170-180	175-185	Plain	170-180	175-185	CD	210-365	204-370
BLF	160-164	160-162	BLF	160-164	160-162	BLF	220	160-204

Exchange Rates 09th December 2024 Sterling Pound 150.1379 Dollar: Tk. 119.0000

SOURCE : NATIONAL BROKERS LTD



TEA NEWS AROUND THE GLOBE



SILIGURI MARKET

SALE NO. 49 – 07TH DECEMBER 2024

1. MARKET DESCRIPTION :

- DEMAND – GOOD FOR DUST AND FAIR FOR LEAF.
- PRICES EASED FURTHER OVER LAST WEEK IN LINE WITH DROP IN QUALITY.
- INTERNAL BUYERS WERE THE MAINSTAY WITH SOME SUPPORT FROM EXPORTERS AND MAJOR BLENDERS.
- A NOTICEABLE JUMP IN PERCENTAGE SEEN FOR TEAS SELLING BELOW RS. 160/- WHEN COMPARED TO LAST WEEK.

2. TOTAL AUCTION WEIGHTED AVERAGE (₹)

	2024-25			2023-24			UPTO SALE - 49		
	SALE - 49	SALE - 48	+/-	SALE - 49	SALE - 48	+/-	2024-25	2023-24	2022-23
LEAF	180.42	190.91	-10.49	164.10	158.35	5.75	207.64	169.72	184.54
DUST	197.72	208.53	-10.81	154.66	149.79	4.87	207.70	164.30	180.53
TOTAL	182.12	192.70	-10.58	163.19	157.48	5.71	207.64	169.11	184.09

SOURCE: PARCON INDIA PVT LTD

GUWAHATI MARKET

SALE NO. 49 – 07TH DECEMBER 2024

1. MARKET DESCRIPTION :

- DEMAND- WEAK FOR LEAF AND FAIR FOR DUST.
- LEVELS FOR ALL CATEGORIES WERE EASIER, FOLLOWING FURTHER DROP IN QUALITY. REPRINTED INVOICES WERE HOWEVER WELL RECEIVED.
- NOMINAL WEIGHT OF PREMIUM LIQUORING DUSTS WERE FIRM WHILST THE REMAINDER FOLLOWED A SIMILAR TREND AS LEAF.
- PERCENTAGE OF TEAS SELLING BELOW RS. 180/- INCREASED THIS WEEK TO 31.6% AS AGAINST 19% WHEN COMPARED TO THE PREVIOUS WEEK.
- MAJOR BLENDERS WERE THE MAINSTAY WITH SUPPORT FROM WESTERN INDIA BUYERS, EXPORTERS AND INTERNAL SECTION.

2. TOTAL AUCTION WEIGHTED AVERAGE (₹)

	2024-25			2023-24			UPTO SALE - 49		
	SALE - 49	SALE - 48	+/-	SALE - 49	SALE - 48	+/-	2024-25	2023-24	2022-23
LEAF	194.47	204.97	-10.50	170.76	186.42	-15.66	249.20	199.86	199.09
DUST	212.66	223.23	-10.57	165.87	181.00	-15.13	244.72	193.17	201.08
TOTAL	199.53	210.74	-11.21	169.41	184.95	-15.54	247.66	197.96	199.64

SOURCE: PARCON INDIA PVT LTD



TEA NEWS AROUND THE GLOBE



KOLKATA ORTHODOX / CTC MARKET

SALE NO. 49 – 06TH DECEMBER 2024

1. MARKET DESCRIPTION :

- GOOD DEMAND.
- CLEANER SORTS WERE READILY ABSORBED AND GENERALLY MAINTAINED LAST LEVELS.
- THE MEDIUM VARIETIES WERE IRREGULAR AROUND LAST FOLLOWING QUALITY WITH THE BROWNER, STALKIER SORTS TENDING LOWER AT TIMES.
- FANNINGS & SECONDARIES CONTINUED TO ELICIT USEFUL ENQUIRY.
- EXPORTERS TO THE MIDDLE EAST & CIS WERE ACTIVE WITH SOME SUPPORT FROM THE INTERNAL TRADE.

2. TOTAL AUCTION WEIGHTED AVERAGE (₹)

	WHOLE LEAF		BROKENS		FANNINGS
	1ST LINE	2ND LINE	LARGER	SMALLER	LEAFY
BEST	410-460+	370-400+	320-340+	310-330+	190-230+
GOOD	360-400	330-370	290-320	270-310	160-180+
MEDIUM	320-350	270-320	240-280	220-260	130-160

1. MARKET DESCRIPTION :

- DEMAND - SUBDUED FOR LEAF AND GOOD FOR DUST.
- LEVELS FOR ALL ASSAMS IN THE LEAF SEGMENT WERE CLEARLY EASIER FOLLOWING QUALITY AND WITNESSED SUBSTANTIAL OUTLOTS.
- DOOARS ESTATES AND BOUGHT LEAF WERE READILY ABSORBED , HOWEVER WERE LOWER TO LAST WEEK'S LEVEL.
- PREMIUM DUSTS WERE WELL COMPETED FOR AT FIRM RATES WHILST THE REMAINDER WERE AROUND LAST.
- ALL RE-PRINTED INVOICES FOR BOTH SEGMENTS MET WITH BETTER ENQUIRY.
- MAJOR BLENDERS WERE THE MAINSTAY WITH SOME SUPPORT FROM WI, EXPORTERS & LOCAL TRADERS.

2. TOTAL AUCTION WEIGHTED AVERAGE (₹)

	2024-25			2023-24			UPTO SALE - 49		
	SALE - 49	SALE - 48	+/-	SALE - 49	SALE - 48	+/-	2024-25	2023-24	2022-23
LEAF	203.17	212.37	-9.20	188.51	207.31	-18.80	259.24	216.19	220.82
DUST	243.15	245.78	-2.63	204.08	212.97	-8.89	286.34	225.39	243.03
TOTAL	217.80	224.17	-6.37	193.22	209.05	-15.83	269.41	218.99	227.07



SOURCE: PARCON INDIA PVT LTD

UPCOMING AUCTION DETAILS

Auction No.	51		50	
Dates	23 rd December 2024		16 th / 17 th December 2024	
	No. of Lots	Qty – kg	No. of Lots	Qty – kg
Ex-Estate	706	676,127	931	932,084
Main Sale Total	7,705	3,406,395	10,573	4,879,376
High & Medium	1,266	550,043	1,718	766,496
Low Grown – Leafy	1,561	551,320	1,949	717,793
Low Grown – Semi Leafy	979	397,906	1,628	690,348
Low Grown Tippy	1,617	745,900	2,019	941,767
Premium / Flowery	367	48,579	392	56,629
Off Grades	1,449	706,637	2,241	1,140,089
Dust	466	406,010	626	566,254
Grand Total	8,411	4,082,522	11,504	5,811,460
Reprints	45	22,659	613	307,746
Total No. of Lots on Offer	8,411		11,504	
Total Quantity on Offer (kg)	4,082,522		5,811,460	



SCHEDULED CLOSING DATES

Auction No.	Date of Sale	Ex-Estate	Main Sale
01	07 th / 08 th January 2025	12/12/2024	12/12/2024
02	15 th January 2025	19/12/2024	19/12/2024
03	21 st / 22 nd January 2025	02/01/2025	02/01/2025

PROMPT DATES

Auction No.	Buyers	Sellers
50	23/12/2024	24/12/2024
51	30/12/2024	31/12/2024
01	15/01/2025	16/01/2025



ORDER OF SALE (SALE NO. 50 - 16TH / 17TH DECEMBER 2024)

Main Sale Order – 1 (Leafy / Semi Leafy / Tippy / Premium / 1A)	Main Sale Order – 2 (H & M / Off Grade / Dust)	Ex-Estate
MERCANTILE PRODUCE BROKERS (PVT) LTD	LANKA COMMODITY BROKERS LTD	CEYLON TEA BROKERS PLC
LANKA COMMODITY BROKERS LTD	CEYLON TEA BROKERS PLC	EASTERN BROKERS. LTD.
EASTERN BROKERS. LTD.	EASTERN BROKERS. LTD.	MERCANTILE PRODUCE BROKERS (PVT) LTD
JOHN KEELLS PLC	JOHN KEELLS PLC	LANKA COMMODITY BROKERS LTD
ASIA SIYAKA COMMODITIES PLC.	ASIA SIYAKA COMMODITIES PLC.	JOHN KEELLS PLC
CEYLON TEA BROKERS PLC	MERCANTILE PRODUCE BROKERS (PVT) LTD	ASIA SIYAKA COMMODITIES PLC.
FORBES & WALKER TEA BROKERS (PVT) LTD	FORBES & WALKER TEA BROKERS (PVT) LTD	BARTLEET PRODUCE MARKETING (PVT) LTD
BARTLEET PRODUCE MARKETING (PVT) LTD	BARTLEET PRODUCE MARKETING (PVT) LTD	FORBES & WALKER TEA BROKERS (PVT) LTD

[RR : HR / SG]



COLOMBO TEA TRADERS' ASSOCIATION

THE OFFICE OF THE CTTA, NO. 50, NAVAM MAWATHA, COLOMBO 02.

TELEPHONE: 011 5588848, 5588849; E-MAIL ; HEMARATNE@CTTA.LK / NISANSALA@CTTA.LK

CIRCULAR NO. 48 OF 2024

DECEMBER 11, 2024

SALE OF OUT LOTS

The Regional Plantation Companies (RPCs) have decided to suspend the sale of Out Lots starting from Sale Number 01 of 2025, scheduled for 7th and 8th January 2025. This decision applies to all catalogues of RPC teas and was made at the request of the Planters Association of Ceylon.

The suspension was ratified during the CTTA Committee meeting held on December 5, 2024, and will remain in effect until further notice.

OFFICE OF THE CTTA
THE COLOMBO TEA TRADERS' ASSOCIATION



TEA SALE ARRANGEMENTS



COLOMBO TEA TRADERS' ASSOCIATION

C/o. THE CEYLON CHAMBER OF COMMERCE, P.O.Box 274, No. 50, NAVAM MAWATHA, COLOMBO 02.

Telephone: 5588849; Facsimile: 2449352; E-Mail ; hemaratne@chamber.lk

CIRCULAR NO. 46 OF 2024

DECEMBER 05, 2024

TEA SALE ARRANGEMENTS FOR 01ST QUARTER 2025 – JANUARY / FEBRUARY / MARCH

Sale No.	Date of Sale		Catalogue Closing Dates		Prompt Dates		10% Payment	E-Platform Levy Prompt Dates	
			Ex-Estate	Main Sale	Buyers	Sellers		Buyers	Sellers
JANUARY									
01	Tue/Wed	07 th 08 th	12/12/2024 4.30 pm		15.01.2025	16.01.2025	10.01.2025	15.01.2025	17.01.2025
02	Wed	15 th	19/12/2024 4.30 pm		21.01.2025	22.01.2025	20.01.2025	21.01.2025	23.01.2025
03	Tue/Wed	21 st / 22 nd	02/01/2025 4.30 pm		28.01.2025	29.01.2025	24.01.2025	28.01.2025	30.01.2025
04	Tue/Wed	28 th / 29 th	09/01/2025 4.30 pm		05.02.2025	06.02.2025	31.01.2025	05.02.2025	07.02.2025



TEA SALE ARRANGEMENTS – Continued,



Sale No.	Date of Sale		Catalogue Closing Dates		Prompt Dates		10% Payment	E-Platform Levy Prompt Dates	
			Ex-Estate	Main Sale	Buyers	Sellers		Buyers	Sellers
FEBRUARY									
05	Mon/Wed	03 rd / 05 th	17/01/2025 4.30 pm		10.02.2025	11.02.2025	07.02.2025	10.02.2025	13.02.2025
06	Mon/Tue	10 th / 11 th	23/01/2025 4.30 pm		18.02.2025	19.02.2025	14.02.2025	18.02.2025	20.02.2025
07	Tue/Wed	18 th / 19 th	30/01/2025 4.30 pm		25.02.2025	27.02.2025	21.02.2025	25.02.2025	28.02.2025
08	Tue/Wed	25 th / 26 th	06/02/2025 4.30 pm		04.03.2025	05.03.2025	28.02.2025	04.03.2025	06.03.2025
MARCH									
09	Tue/Wed	04 th / 05 th	13/02/2025 4.30 pm		11.03.2025	12.03.2025	07.03.2025	11.03.2025	14.03.2025
10	Mon/Tue	10 th / 11 th	20/02/2025 4.30 pm		17.03.2025	18.03.2025	14.03.2025	17.03.2025	19.03.2025
11	Tue/Wed	18 th / 19 th	27/02/2025 4.30 pm		25.03.2025	26.03.2025	21.03.2025	25.03.2025	27.03.2025
12	Tue/Wed	25 th / 26 th	06/03/2025 4.30 pm		01.04.2025	02.04.2025	28.03.2025	01.04.2025	03.04.2025





TEA SALE ARRANGEMENTS – Continued,

HOLIDAYS FOR 01 ST QUARTER OF 2025		
JANUARY		
01 st	Wednesday	New Year Day
13 th	Monday	Duruthu Full Moon Poya Day (P B M)
14 th	Tuesday	Tamil Thai Pongal Day (P B M)
FEBRUARY		
04 th	Tuesday	Independence Day (P B M)
12 th	Wednesday	Navam Full Moon Poya Day (P B M)
MARCH		
13 th	Thursday	Madin Full Moon Poya Day (P B M)
P - Public B - Bank M - Mercantile		

**THE OFFICE OF THE CTTA
THE COLOMBO TEA TRADERS' ASSOCIATION**





“

All birds find shelter during a rain. But the eagle avoids rain by flying above the clouds. Problems are common, but attitude makes the difference...

– ***Dr A P J Abdul Kalam***

”