



# TEA MARKET REPORT

## JOHN KEELLS PLC

**SALE NO.50 – 16<sup>TH</sup> / 17<sup>TH</sup> DECEMBER 2024**



# ORDER OF SALE (SALE NO. 50 – 16<sup>TH</sup> / 17<sup>TH</sup> DECEMBER 2024)

Main Sale Order – 1 (Leafy / Semi Leafy / Tippy / Premium / 1A)	Main Sale Order – 2 (H & M / Off Grade / Dust)	Ex-Estate
MERCANTILE PRODUCE BROKERS (PVT) LTD	LANKA COMMODITY BROKERS LTD	CEYLON TEA BROKERS PLC
LANKA COMMODITY BROKERS LTD	CEYLON TEA BROKERS PLC	EASTERN BROKERS. LTD.
EASTERN BROKERS. LTD.	EASTERN BROKERS. LTD.	MERCANTILE PRODUCE BROKERS (PVT) LTD
<b>JOHN KEELLS PLC</b>	<b>JOHN KEELLS PLC</b>	LANKA COMMODITY BROKERS LTD
ASIA SIYAKA COMMODITIES PLC.	ASIA SIYAKA COMMODITIES PLC.	<b>JOHN KEELLS PLC</b>
CEYLON TEA BROKERS PLC	MERCANTILE PRODUCE BROKERS (PVT) LTD	ASIA SIYAKA COMMODITIES PLC.
FORBES & WALKER TEA BROKERS (PVT) LTD	FORBES & WALKER TEA BROKERS (PVT) LTD	BARTLEET PRODUCE MARKETING (PVT) LTD
BARTLEET PRODUCE MARKETING (PVT) LTD	BARTLEET PRODUCE MARKETING (PVT) LTD	FORBES & WALKER TEA BROKERS (PVT) LTD



## AUCTION DETAILS

Auction No.	50	
Dates	16 <sup>th</sup> / 17 <sup>th</sup> December 2024	
	No. of Lots	Qty – kg
Ex Estate	931	932,084
Main Sale Total	10,573	4,879,376
High & Medium	1,718	766,496
Low Grown - Leafy	1,949	717,793
Low Grown - Semi Leafy	1,628	690,348
Low Grown Tippy	2,019	941,767
Premium / Flowery	392	56,629
Off Grades	2,241	1,140,089
Dust	626	566,254
Grand Total	11,504	5,811,460
Reprints	613	307,746
<b>Total No. of Lots Offered</b>	<b>11,504</b>	
<b>Total Quantity Offered (kg)</b>	<b>5,811,460</b>	

## PROMPT DATES

Auction No.	Buyers	Sellers
50	23/12/2024	24/12/2024

# COMMENTS



Tea Exports for the month of November 2024 was recorded at 20Mkg which is a decline of 6.4% when compared with the same period of the previous year. The average unit FOB value per kg. was Rs.6.89 below the average unit value per kg in November 2023. The cumulative Export quantity for the year recorded a positive variance of 2Mkg against the corresponding period. The cumulative average FOB value recorded a marginal decline against last year's average FOB price. Therefore, the value of Tea Exports for the period (January- November in 2024 recorded a positive variance of Rs.3.1 billion over the previous year. Iraq emerged as the leading importer of Sri Lanka Tea, followed by other major importers such as Russia, U.A.E , Turkey and China.

0.93Mkg of Ex- Estate teas on offer met with lower demand. Select Best Western High Grown BOPs were barely steady and declined as the sale progressed, the below best and plainer varieties too barely maintained last levels and mostly declined. Select Best Western High Grown BOPFs declined substantially, the below best and plainer varieties eased. Nuwara Eliya BOPs / BOPFs remained unsold due to lack of suitable bids. Uda Pussellawa BOPs declined, the BOPFs eased substantially with a large volume remaining unsold. Uva BOPs were tending easier, the BOPFs too declined from last weeks levels. Low Grown CTC BP1s gained selectively ,the High and Medium sorts were tending irregular. Low Grown CTC PF1s were firm to irregular at times , the High and Medium sorts were substantially easier.

The 2.3Mkg of Low Grown teas on offer met with fair demand. In the Leafy segment, Well-made OPs/OPAs were firm, others met with fair demand. All OP1s met with fair demand. BOP1s gained selectively. PEKOE/ PEKOE1s were lower to last. In the Small Leaf segment, FBOPs sold at last levels. FF1s were firm to easier. The BOPF.SP, BOPF, BOP.SP and BOPs were lower to last. FF varieties met with irregular demand. Premium flowery teas met with good demand.

Turkey, Russia and the C.I.S countries lent fair support. Libya and Iraq were active.





## MARKET DESCRIPTION

### Western Teas

Select Best Western High Grown BOPs declined by Rs.50/- to Rs.100/- and more, below best and plainer varieties too were easier by a similar margin. Select Best Western High Grown BOPFs barely maintained together with the below best and plainer varieties easing Rs.50/- to Rs.100/- at times. Medium BOPs were easier by Rs.50/- to Rs.100/-, the BOPFs were irregularly lower.

### Nuwara Eliya Teas

BOP / BOPFs remained unsold due to lack of suitable bids.

### Uva Teas

Uva BOPs declined Rs.20/- to Rs.40/-, the BOPFs too eased Rs.20/- to Rs.40/- and declined further as the sale progressed. Uda Pussellawa BOPs declined Rs.50/- and more, the BOPFs declined Rs.50/- to Rs.100/- and more with a large volume remaining unsold.

### CTC Teas

Low Grown CTC BP1s gained selectively, the High and Medium sorts were tending irregular. Low Grown CTC PF1s were firm to a little irregular at times, the High and Medium sorts were substantially easier.

## QUOTATIONS

	BOP – RS.	BOPF – RS.
Good Westerns	1300 – 1380	1280 – 1480
Average Westerns	1140 – 1280	1160 – 1260
Plainer Westerns	980 – 1120	1020 – 1140
Western Mediums	740 – 1750	710 – 1200
Uva Teas	1080 – 1240	1080 – 1200
Nuwara Eliya Teas	NQ	NQ
Uda Pussellawa Teas	1000 – 1100	1140 – 1180
CTC (BP1 and PF1)	770 – 1420	700 – 1460





# MARKET DESCRIPTION

## Low Grown

Select best OP1s met with declining demand, other OP1s in the best and below best categories were mainly firm however with irregular demand, secondaries were firm to dearer. Select best OPs were firm, reducers maintained on last levels. Select best OPAs eased Rs.20/- to Rs.50/-, others maintained on last levels. Select best BOP1s were firm, others were firm to dearer. Select best Pekoes declined substantially, others too were easier from last levels. Pekoe1s in general met with declining demand.

All BOPs were lower to last. BOP.SP.s and BOPF.SP.s were easier. BOPFs met with lower demand. Few select best FBOPF1s were firm, whilst the best and below best types were easier. Better twisted FBOPs were firm to selectively dearer and bolder types were firm. Tippy FBOPF varieties were firm, others met with irregular demand. Premium Flowery teas met with good demand.

## Off Grades

Select best and best Fgs1s were lower by Rs.10/- to Rs.20/-, below best and poorer sorts depreciated by Rs.20/- to Rs.40/-. Select best and best BMs were lower by Rs.40/- to Rs.60/-, below best and poorer sorts maintained on last levels. Select best and best BPs depreciated by Rs.50/- to Rs.80/-, below best and poorer varieties were firm on last levels. Select best BOP1As were lower by Rs.50/- to Rs.100/-, best types were higher by Rs.40/- to Rs.60/-, below best types maintained on last levels, whilst poorer types were lower by Rs.20/- to Rs.40/-.

## Dust

Select best and best Dust1s declined by Rs.80/- to Rs.100/-, below best and poorer types declined by Rs.40/- to Rs.60/- and more. High and Medium CTCs declined by Rs.40/- to Rs.60/-. Low Grown CTCs were firm. Low Grown Dust / Dust1s declined by Rs.50/-.



# QUOTATIONS

	Select Best	Best	Below Best	Others
<b>LIQUORING</b>				
DUST-1	1260.00 - 1380.00	1180.00 - 1250.00	1000.00 - 1170.00	720.00 - 990.00
<b>OFF GRADES</b>				
FGS1	1140.00 - 1240.00	980.00 - 1130.00	800.00 - 970.00	640.00 - 790.00
FGS	850.00 - 1000.00	760.00 - 840.00	670.00 - 750.00	600.00 - 660.00
<b>LOW GROWNS</b>				
FBOPF / FFSP / FFEXSP	4200.00 - 5000.00	3400.00 - 3900.00	2700.00 - 3000.00	1000.00 - 1100.00
BOP	1600.00 - 1700.00	1350.00 - 1450.00	1200.00 - 1300.00	900.00 - 1000.00
BOPSP	1650.00 - 2050.00	1500.00 - 1600.00	1300.00 - 1450.00	800.00 - 1000.00
BOPF	1400.00 - 1500.00	900.00 - 1000.00	850.00 - 900.00	800.00 - 850.00
FBOPF1	1600.00 - 1700.00	1500.00 - 1550.00	1300.00 - 1350.00	950.00 - 1000.00
FBOP	2300.00 - 2500.00	1600.00 - 1650.00	1350.00 - 1400.00	950.00 - 1000.00
BOP1	2350.00 - 3150.00	1950.00 - 2300.00	1300.00 - 1700.00	800.00 - 1280.00
OP1	2900.00 - 3350.00	2600.00 - 2850.00	1340.00 - 2100.00	900.00 - 1320.00
OP	1600.00 - 1750.00	1480.00 - 1550.00	1300.00 - 1460.00	900.00 - 1280.00
OPA	1500.00 - 1750.00	1360.00 - 1480.00	1280.00 - 1340.00	900.00 - 1260.00
PEKOE	1480.00 - 1900.00	1300.00 - 1460.00	1200.00 - 1280.00	800.00 - 1180.00
PEKOE1	1550.00 - 2150.00	1380.00 - 1500.00	1240.00 - 1360.00	800.00 - 1220.00
DUST / DUST1	960.00 - 1440.00	810.00 - 950.00	730.00 - 800.00	600.00 - 720.00



# EXCHANGE RATES

The average rates currencies quoted on 17<sup>TH</sup> December 2024 at 9.30 a.m. by Commercial Banks in Colombo for Telegraphic Transfers (TT).

CURRENCY	BUY RATE	SELL RATE
USD	286.44	295.09
EURO	299.53	312.17
GBP	361.80	376.01



- **Top Prices**
- **Colombo Auction Averages**
- **All Brokers Private Sale Figures**



# TOP PRICES (SALE NO. 50 – 16<sup>TH</sup> / 17<sup>TH</sup> DECEMBER 2024)



WESTERN HIGH			
BOP		Cymru	1400.00
BOPSP		Dessford	1480.00
BOPF/BOPFSP		Robgill	1480.00
FBOP/FBOP1	*	<b>Fairlawn</b>	<b>1600.00</b>
FBOPF/FBOPF1	*	<b>Fairlawn</b>	<b>1420.00</b>
		Bogahawatte	1420.00
BOP1		Inverness	1500.00
OP/OPA	*	<b>Fairlawn</b>	<b>1240.00</b>
OP1	*	<b>Venture</b>	<b>1480.00</b>
PEKOE/PEKOE1	*	<b>Bogahawatte</b>	<b>1500.00</b>
		Weddemulla	1500.00

UVA HIGH			
BOP	*	<b>Glenanore</b>	<b>1260.00</b>
BOPSP		Spring Valley	1380.00
BOPF/BOPFSP	*	<b>Pitaratmalie</b>	<b>1200.00</b>
	*	<b>Nayabedde</b>	<b>1200.00</b>
FBOP/FBOP1		Craig	1550.00
FBOPF/FBOPF1		Craig	1400.00
BOP1		Battawatte	1600.00
OP/OPA		Craig	1260.00
OP1		Ranaya	1500.00
PEKOE/PEKOE1	*	<b>Uvakellie</b>	<b>1500.00</b>
		Craig	1500.00
		Norwood Super	1500.00

NUWARA ELIYA			
BOP	*	<b>Kenmare</b>	<b>1200.00</b>
BOPSP		-	
BOPF/BOPFSP		Court Lodge	1120.00
FBOP/FBOP1		Kenmare	1140.00
OP/OPA	*	<b>Kenmare</b>	<b>1100.00</b>
PEKOE/PEKOE1	*	<b>Kenmare</b>	<b>1220.00</b>

WESTERN MEDIUM			
BOP		Harangalla	1750.00
BOPSP		Ancoombra	1440.00
BOPF/BOPFSP		Harangalla	1200.00
		Vellai Oya	1200.00
		Ancoombra	1200.00
FBOP/FBOP1		Harangalla	1850.00
FBOPF/FBOPF1		Dartry Valley	1550.00
BOP1		Hatale	2350.00
OP/OPA		Harangalla	1320.00
		Hatale	1320.00
OP1		Harangalla	1750.00
PEKOE/PEKOE1		Meezan	1600.00
		Harangalla	1600.00

UVA MEDIUM			
BOP		Maratenne	1400.00
BOPSP		Dickwella	1500.00
BOPF/BOPFSP		Roseland Uva	1460.00
FBOP/FBOP1		Dickwella	1950.00
FBOPF/FBOPF1		Halpewatta Uva	1480.00
BOP1		Roseland Uva	1800.00
OP/OPA		Dickwella	1260.00
OP1		Telbedde	1850.00
PEKOE/PEKOE1		Dickwella	1700.00

CTC LOW			
PF1		Kalubowitiyana CTC	1460.00
BP1		Cecilayan CTC	1420.00
BPS		-	
OF	**	<b>Peakwatta CTC</b>	<b>730.00</b>

UDA PUSSELLAWA			
BOP		Alma	1550.00
BOPSP		Kirklees	1080.00
BOPF/BOPFSP		Luckyland	1180.00
FBOP/FBOP1		Delmar	1480.00
FBOPF/FBOPF1		Alma	1460.00
BOP1		Maha Uva	1500.00
OP/OPA		Alma	1280.00
OP1		Delmar	1400.00
PEKOE/PEKOE1		Alma	1700.00

CTC HIGH			
PF1	*	<b>Dunsinane CTC</b>	<b>1220.00</b>
BP1		-	
BPS		Ulugedara CTC	1100.00
OF		-	

CTC MEDIUM			
PF1		Strathdon CTC	1060.00
BP1	*	<b>Delta CTC</b>	<b>1300.00</b>
BPS		Park Side CTC	710.00
OF		-	



# TOP PRICES (SALE NO. 50 – 16<sup>TH</sup> / 17<sup>TH</sup> DECEMBER 2024)

LOW			
BOP		Golden Garden	1800.00
BOPSP		Andaradeniya Super	1700.00
BOPF		Rajjuruwatta Super	1550.00
		Hidellana	1550.00
BOPFSP		Rajjuruwatta Super	1900.00
FBOP		Sithaka	2650.00
FBOP1		Kiruwanaaganga	2600.00
FBOPF		Gunawardena	2350.00
FBOPF1	*	<b>Lumbini</b>	<b>1900.00</b>
BOP1		Pothotuwa	3150.00
OP1		Lions	3350.00
		Pothotuwa	2800.00
		Susantha	2800.00
	*	<b>Bogoda Group</b>	<b>2700.00</b>
OP		Navinda	1750.00
OPA		Lumbini	1750.00
		Dampahala	1750.00
PEKOE		New J S P	1900.00
PEKOE1		Andaradeniya Super	2150.00

**\*\* MORE THAN ONE TOP PRICE OBTAINED**  
**\* TEAS SOLD BY JOHN KEELLS PLC**  
**+ ALL TIME RECORD PRICE**  
**++ ALL TIME RECORD PRICE EQUALED**

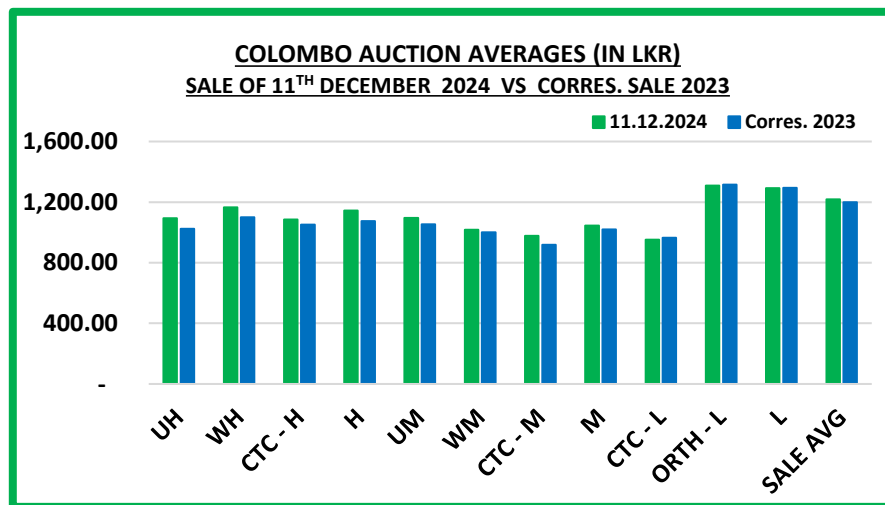
PREMIUM			
FBOPFSP		Andaradeniya	5650.00
FBOPFEXSP		New Falcon Lanka	5500.00
FBOPFEXSP1		Kendalanda	4650.00

DUST			
DUST1	*	<b>Ceciliyan CTC</b>	<b>1440.00</b>
P.DUST	*	<b>Kalubowitiyana CTC</b>	<b>1440.00</b>

OFF GRADES			
FNGS/FNGS1	*	<b>Wattegodde</b>	<b>1240.00</b>
	*	<b>Mattakelle</b>	<b>1140.00</b>
	*	<b>Clydesdale</b>	<b>1140.00</b>
	*	<b>Norwood</b>	<b>1140.00</b>
PFNGS	*	<b>Strathdon CTC</b>	<b>1020.00</b>
BM		Avissawella	1000.00
BP		Suwishka	1280.00
	*	<b>New Kandadola</b>	<b>1240.00</b>
BOP1A		Chandrika Estate	1360.00

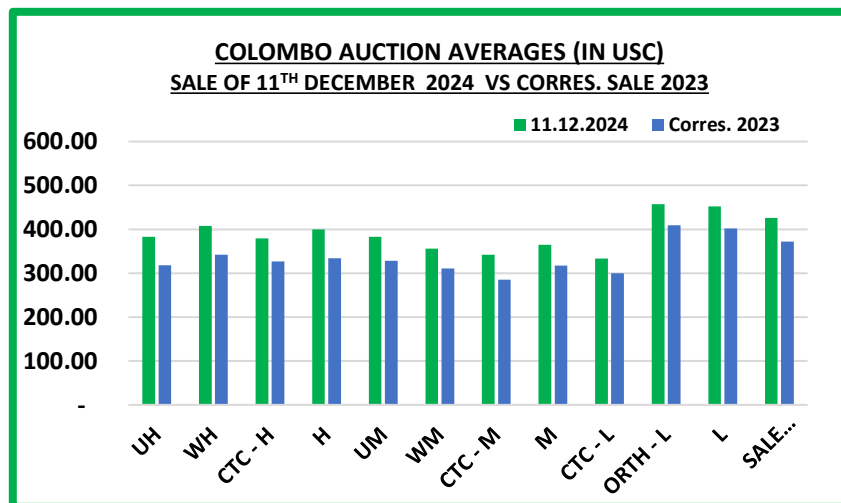


# COLOMBO AUCTION AVERAGES



	Sale of 04/12/2024 In LKR	Sale of 11/12/2024 In LKR	Corres. 2023 In LKR
Uva High Grown	1063.40	1094.24	1024.44
Western High Grown	1186.21	1166.39	1100.58
CTC High Grown	1085.49	1084.92	1052.24
<b>Summary of High Grown</b>	<b>1149.88</b>	<b>1144.22</b>	<b>1075.44</b>
Uva Medium Grown	1102.83	1096.67	1053.81
Western Medium Grown	1015.64	1017.91	1001.26
CTC Medium Grown	954.04	977.47	918.15
<b>Summary of Medium Grown</b>	<b>1043.42</b>	<b>1044.98</b>	<b>1019.63</b>
CTC Low Grown	919.90	952.20	964.59
Orthodox Low Grown	1268.56	1308.32	1316.14
<b>Summary of Low Grown</b>	<b>1251.27</b>	<b>1293.12</b>	<b>1293.68</b>
<b>TOTAL SALE AVERAGE</b>	<b>1194.10</b>	<b>1218.16</b>	<b>1198.39</b>

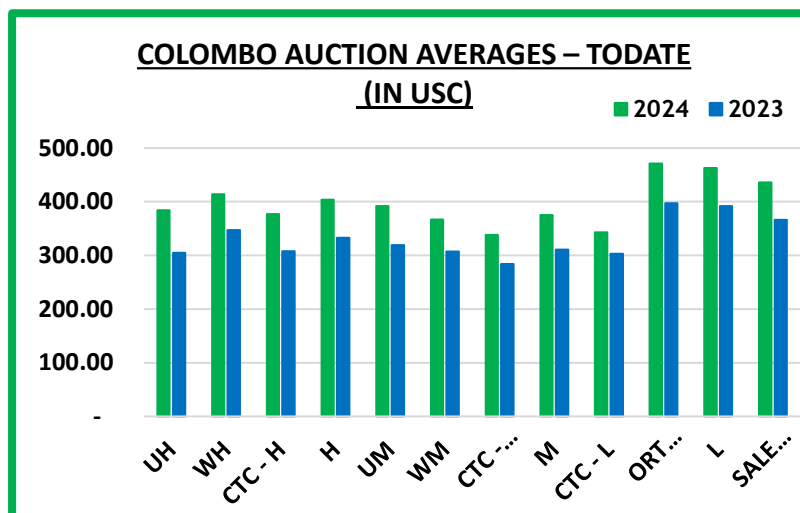
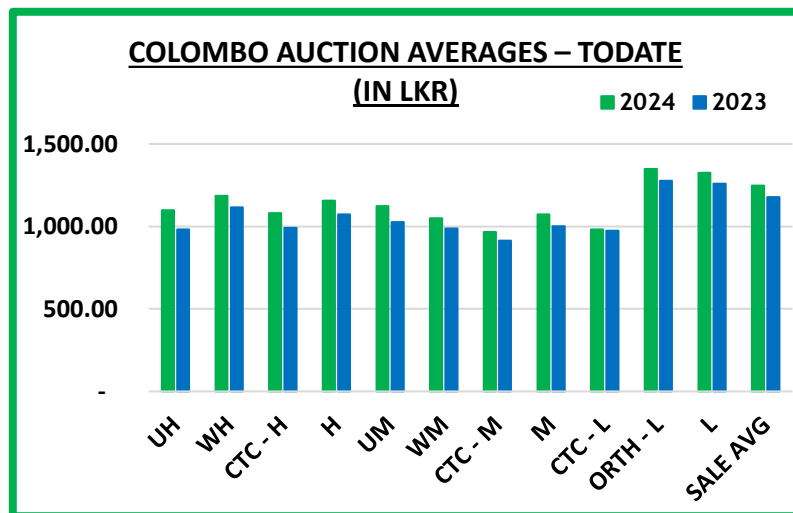
# COLOMBO AUCTION AVERAGES



	Sale of 04/12/2024 In USC	Sale of 11/12/2024 In USC	Corres. 2023 In USC
Uva High Grown	372	383	318
Western High Grown	414	408	342
CTC High Grown	379	379	327
<b>Summary of High Grown</b>	<b>402</b>	<b>400</b>	<b>334</b>
Uva Medium Grown	385	383	328
Western Medium Grown	355	356	311
CTC Medium Grown	333	342	285
<b>Summary of Medium Grown</b>	<b>365</b>	<b>365</b>	<b>317</b>
CTC Low Grown	321	333	300
Orthodox Low Grown	443	457	409
<b>Summary of Low Grown</b>	<b>437</b>	<b>452</b>	<b>402</b>
<b>TOTAL SALE AVERAGE</b>	<b>417</b>	<b>426</b>	<b>372</b>



# COLOMBO AUCTION AVERAGES



January to Date (Sale No.49)	2024 LKR	2023 LKR	2024 USC	2023 USC
Uva High Grown	1097.83	981.52	384	305
Western High Grown	1184.99	1115.33	414	347
CTC High Grown	1080.05	991.34	377	308
<b>Summary of High Grown</b>	<b>1156.98</b>	<b>1073.05</b>	<b>404</b>	<b>333</b>
Uva Medium Grown	1122.47	1027.28	392	319
Western Medium Grown	1049.84	988.29	367	307
CTC Medium Grown	966.12	913.73	338	284
<b>Summary of Medium Grown</b>	<b>1073.37</b>	<b>1000.58</b>	<b>375</b>	<b>311</b>
CTC Low Grown	982.43	974.08	343	303
Orthodox Low Grown	1347.72	1277.21	471	397
<b>Summary of Low Grown</b>	<b>1325.06</b>	<b>1259.86</b>	<b>463</b>	<b>392</b>
<b>TOTAL SALE AVERAGE</b>	<b>1246.74</b>	<b>1176.96</b>	<b>436</b>	<b>366</b>



# COLOMBO AUCTION AVERAGES

FROM 01 <sup>ST</sup> TO 11 <sup>TH</sup> DECEMBER 2024	LKR
Uva High Grown	1092.97
Western High Grown	1182.71
<b>Summary of High Grown</b>	<b>1154.72</b>
Uva Medium Grown	1100.54
Western Medium Grown	1012.95
<b>Summary of Medium Grown</b>	<b>1040.96</b>
<b>Summary of Low Grown</b>	<b>1261.07</b>
<b>TOTAL SALE AVERAGE</b>	<b>1198.77</b>



# ALL BROKERS PRIVATE SALE FIGURES (FOR THE PERIOD – 09<sup>TH</sup> TO 14<sup>TH</sup> DECEMBER 2024)

	WEEKLY	TODATE
High & Medium	110,915.35	3,778,054.15
Low	18,750.00	839,186.65
Green Tea	35,472.00	1,856,952.00
Organic Tea	12,426.00	398,099.00
BMF	500.00	2,117,321.00
Direct Sales	-	-
Forward Contract	92,000.00	2,576,756.00





- **Crop and Weather**
- **Crop Figures**
- **Export Figures**
- **Tea News**
- **Tea Sale Arrangements**
- **Holiday Notice**

## CROP AND WEATHER - FOR THE PERIOD OF - 09<sup>TH</sup> TO 15<sup>TH</sup> DECEMBER 2024



### **Western**

Bright weather with occasional rainfall was recorded in Dickoya, Talawakelle and Agarapatana.



### **Nuwara Eliya**

Nuwara Eliya and Kandapola districts experienced rainfall throughout the week.



### **Uva**

Bright weather with occasional showers were recorded in the Badulla district, whilst Haputale and Lunugala reported rainfall throughout the week.



### **Low Grown**

Deniyaya, Rathnapura and Galle districts reported bright weather with occasional evening showers.



### **Crop**

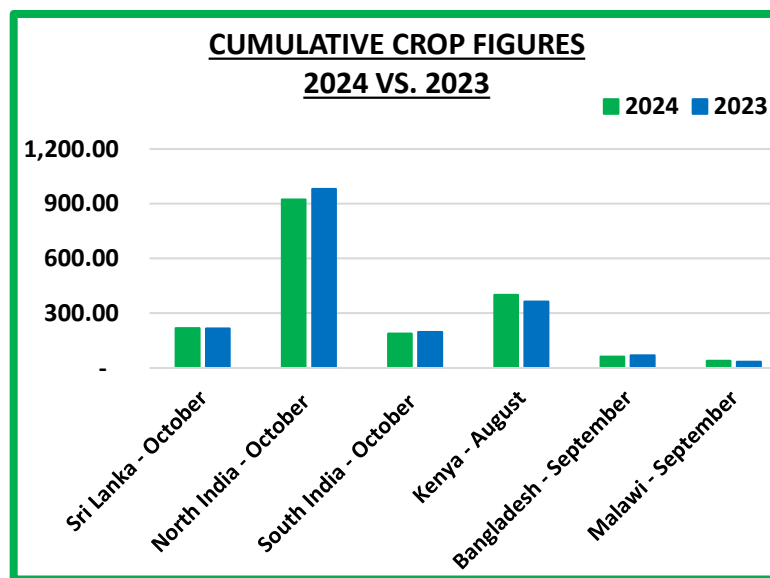
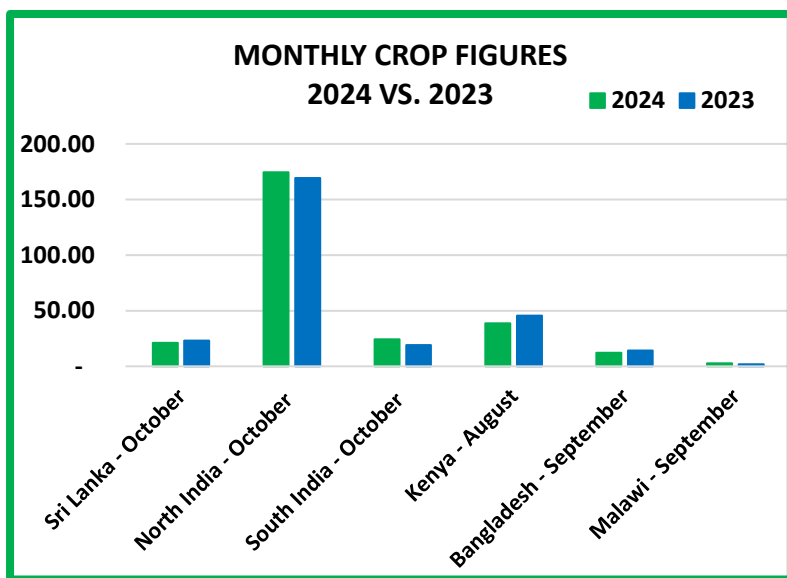
Crop intake is moderate.



# CROP FIGURES OF MAJOR PRODUCING & EXPORTING COUNTRIES

Country	Month	2024	2023	Cumulative + Inc. / Dec.	Cumulative	2024	2023	Cumulative + Inc. / Dec.
Sri Lanka	October	21.14	23.00	- 1.86	Upto October	217.65	216.49	+ 1.16
North India	October	174.38 (E)	169.25	+ 5.13	Upto October	923.44(E)	981.32	- 57.88
South India	October	24.22 (E)	19.01	+ 5.21	Upto October	188.67(E)	197.18	- 8.51
Kenya	August	38.62	45.57	- 6.95	Upto August	400.54	363.91	+ 36.63
Bangladesh	September	12.21	14.29	- 2.08	Upto September	61.74	68.99	- 7.25
Malawi	September	2.56	1.87	+ 0.69	Upto September	38.93	34.54	+ 0.39

(E) - Estimated



# SRI LANKA TEA EXPORTS



DESCRIPTION	QTY (KG)	VALUE (RS)	APPROX.AV.UNIT FOB VALUE PER KG.RS/CTS
<b>NOVEMBER 2024</b>			
Instant Tea	146,222.94	423,933,799.00	2,899.23
Tea in Packets	9,142,789.38	14,802,884,504.00	1,619.08
Green Tea	347,835.06	1,443,320,669.00	4,149.44
Tea in Bags	2,137,144.78	5,754,018,049.00	2,692.39
Tea in Bulk	8,297,904.69	12,076,972,814.00	1,455.42
<b>Total</b>	<b>20,071,896.85</b>	<b>34,501,129,835.00</b>	<b>1,718.88</b>
<b>NOVEMBER 2023</b>			
Instant Tea	653,603.33	2,129,266,528.00	3,257.74
Tea in Packets	9,091,385.60	14,456,212,245.00	1,590.10
Green Tea	474,231.35	1,707,043,105.00	3,599.60
Tea in Bags	2,259,129.11	6,264,423,964.00	2,772.94
Tea in Bulk	8,981,798.68	12,478,235,163.00	1,389.28
<b>Total</b>	<b>21,460,148.07</b>	<b>37,035,181,005.00</b>	<b>1,725.77</b>
<b>JANUARY / NOVEMBER 2024</b>			
Instant Tea	2,472,407.38	7,762,509,339.00	3,139.66
Tea in Packets	92,002,948.63	153,746,991,570.00	1,671.11
Green Tea	4,204,455.51	16,481,649,446.00	3,920.04
Tea in Bags	23,259,227.50	63,971,194,188.00	2,750.36
Tea in Bulk	101,282,556.93	153,124,560,537.00	1,511.86
<b>Total</b>	<b>223,221,595.95</b>	<b>395,086,905,080.00</b>	<b>1,769.93</b>
<b>JANUARY / NOVEMBER 2023</b>			
Instant Tea	2,565,295.08	8,668,986,579.00	3,379.33
Tea in Packets	98,747,972.23	164,747,054,795.00	1,668.36
Green Tea	4,170,459.65	16,679,664,747.00	3,999.48
Tea in Bags	21,227,553.99	61,102,299,579.00	2,878.44
Tea in Bulk	94,447,146.83	140,786,077,943.00	1,490.63
<b>Total</b>	<b>221,158,427.78</b>	<b>391,984,083,643.00</b>	<b>1,772.41</b>





# MAJOR IMPORTERS OF SRI LANKA TEA

## JANUARY / NOVEMBER 2024

COUNTRY	BULK TEA	PACKETED TEA	TEA BAG	INSTANT TEA	GREEN TEA	TOTAL 2024	TOTAL 2023
IRAQ	2,357,295.50	27,567,964.93	440,413.92	6.00	12,210.25	30,377,890.60	30,532,335.39
RUSSIA	18,930,675.00	3,151,653.39	443,487.78	1,366.03	362,085.89	22,889,268.09	20,525,886.10
U.A.E.	11,344,165.77	7,257,871.50	427,539.68	3,310.98	577,774.42	19,610,662.35	16,388,742.54
TURKEY	6,806,158.50	9,318,760.10	256,152.26	-	13,805.80	16,394,876.66	28,245,739.01
CHINA	9,384,735.54	953,212.56	175,005.90	93,591.43	65,201.63	10,671,747.06	11,343,294.44
IRAN	5,926,168.00	3,629,528.00	27,281.29	-	396.00	9,583,373.29	5,210,467.75
AZERBAIJAIN	9,056,503.00	437,599.45	5,682.37	14.00	12,124.41	9,511,923.23	8,488,461.16
LIBYA	-	8,267,079.00	15,204.09	-	242,801.03	8,525,084.12	9,949,739.46
SAUDI ARABIA	1,899,214.00	3,769,984.71	2,326,293.21	25,222.46	171,888.69	8,192,603.07	6,428,860.15
CHILE	6,066,560.00	194,086.97	1,542,025.08	1,320.66	44,534.02	7,848,526.73	7,391,079.17



# TEA NEWS AROUND THE GLOBE



## CHITTAGONG MARKET

SALE NO. 32 – 17<sup>TH</sup> DECEMBER 2024

**CTC LEAF:** 58,461 packages of tea on offer met with a fair demand.

**BROKENS:** Good liquoring Brokens were in quite good demand whilst larger types were in less demand with some withdrawals. The remainder met with a fairly good demand but eased in value compared to last. BLF teas met with an improved demand with a little less withdrawals.

**FANNINGS:** Good liquoring Fannings met with a good demand but were mostly a little easier. Their Mediums and plainer varieties met with quite a fair demand and were generally firm on last except for the plainest which were an easier market. BLF teas met with an improved demand with a little less withdrawals.

**DUST:** 11,017 packages of tea on offer met with a fairly good demand. Good liquoring Dusts sold well at around last levels. Mediums were an easier market by Tk.5/- to Tk.10/- following quality. Plain and BLF Dusts were an easier market and had more withdrawals than last. Blenders were supportive whilst Loose tea buyers were selective.

**COMMENTS:** Offerings in this week's sale were slightly inferior in quality and these met with less competition particularly towards the close when withdrawals were also quite heavy except for the good varieties. Blenders were the mainstay of the market but the Loose tea buyers were subdued.

Good liquoring Dusts were the main attraction of the market.

Our Catalogue: (Sale 32) Avg : Tk 213.97, Sold 59.74% , (Sale 31) Avg : Tk 216.40, Sold 67.85%.

### Quotations – This Week – (In Taka)

Brokens	This Week	Last Week	Fannings	This week	Last Week	Dust	This week	Last Week
Best	225-230	230-235	Best	225-235	230-240	PD	180-300	205-299
Good	215-220	220-225	Good	215-220	220-225	RD	185-280	170-298
Medium	195-205	200-210	Medium	195-205	205-210	D	195-275	192-315
Plain	170-180	170-180	Plain	170-180	170-180	CD	215-284	210-365
BLF	160-162	160-164	BLF	160-162	160-164	BLF	NIL	220

Exchange Rates 17<sup>th</sup> December 2024 Sterling Pound 149.6632 Dollar: Tk. 119.0000

SOURCE : NATIONAL BROKERS LTD



# TEA NEWS AROUND THE GLOBE



## SILIGURI MARKET

SALE NO. 50 – 13<sup>TH</sup> DECEMBER 2024

### 1. MARKET DESCRIPTION :

- GOOD FOR DUST AND FAIR FOR LEAF.
- PRICES EASED FOR ALL SORTS, WITH FAIR OUT LOTS IN THE LEAF CATEGORY.
- INTERNAL BUYERS CONTINUED TO DOMINATE, WITH FAIR SUPPORT FROM EXPORTERS AND MAJOR BLENDERS.
- THE TO-DATE AVERAGE IS HIGHER BY RS 37.71 WHEN COMPARED TO LAST YEAR AND BY RS. 22.92 WHEN COMPARED TO SEASON 2022/23.

### 2. TOTAL AUCTION WEIGHTED AVERAGE ( ₹ )

	2024-25			2023-24			UPTO SALE - 50		
	SALE - 50	SALE - 49	+/-	SALE - 50	SALE - 49	+/-	2024-25	2023-24	2022-23
LEAF	172.81	180.42	-7.61	157.84	164.10	-6.26	206.28	169.28	183.86
DUST	183.28	197.72	-14.44	148.79	154.66	-5.87	207.01	163.74	180.20
TOTAL	173.77	182.12	-8.35	156.82	163.19	-6.37	206.37	168.66	183.45

SOURCE: PARCON INDIA PVT LTD

## GUWAHATI MARKET

SALE NO. 50 – 14<sup>TH</sup> DECEMBER 2024

### 1. MARKET DESCRIPTION :

- DEMAND - WEAK FOR LEAF AND FAIR FOR DUST.
- LEVELS FOR ALL SORTS WERE CLEARLY EASIER, BOTH IN LEAF AND DUST SEGMENT WITH THE FORMER WITNESSING HIGH WITHDRAWALS.
- SOME CLEANER, BLACKER AND THE HEAVIER TYPES IN ALL CATEGORIES WERE BETTER RECEIVED. BARRING SELECT BRIGHT LIQUORING PREMIUM DUSTS WHICH SOLD WITH COMPETITION, THE REMAINDER EASED IN LINE WITH QUALITY.
- THERE HAS BEEN AN INCREASE OF 8% IN THE PRICE RANGE OF RS. 140 - 160.
- HUL LENT STRONG SUPPORT. TCPL OPERATED SO AS THE INTERNAL PACKERS AND DOMESTIC BUYERS INCLUDING WESTERN INDIA. EXPORT OFF-TAKE WAS NOTICEABLY HIGHER COMPARED TO LAST WEEK.

### 2. TOTAL AUCTION WEIGHTED AVERAGE ( ₹ )

	2024-25			2023-24			UPTO SALE - 50		
	SALE - 50	SALE - 49	+/-	SALE - 50	SALE - 49	+/-	2024-25	2023-24	2022-23
LEAF	188.21	194.47	-6.26	163.51	170.76	-7.25	246.84	198.35	197.68
DUST	198.87	212.66	-13.79	165.07	165.87	-0.80	243.31	192.23	200.14
TOTAL	191.32	199.53	-8.21	163.88	169.41	-5.53	245.64	196.62	198.37

SOURCE: PARCON INDIA PVT LTD



# TEA NEWS AROUND THE GLOBE



## KOLKATA ORTHODOX / CTC MARKET

SALE NO. 50 – 12<sup>TH</sup> / 13<sup>TH</sup> DECEMBER 2024

### 1. MARKET DESCRIPTION :

- GOOD DEMAND FOR THE GOOD/BEST VARIETIES, FAIR FOR THE REMAINDER.
- THE BETTER WHOLE LEAF AND BROKENS SOLD AT FIRM RATES AND WITNESSED KEEN COMPETITION, WHILST THE MEDIUM SORTS WERE IRREGULARLY EASIER FOLLOWING QUALITY.
- FANNINGS AND SECONDARY GRADES ELICITED USEFUL ENQUIRY AND WERE READILY ABSORBED AT AROUND LAST LEVELS.
- EXPORTERS TO THE MIDDLE EAST AND CIS OPERATED WITH SOME SUPPORT FROM THE INTERNAL TRADE.

### 2. TOTAL AUCTION WEIGHTED AVERAGE ( ₹ )

	WHOLE LEAF		BROKENS		FANNINGS
	1ST LINE	2ND LINE	LARGER	SMALLER	LEAFY
BEST	400-450+	370-400+	320-340+	310-340+	200-240+
GOOD	360-400	330-370	280-320	260-300+	160-200
MEDIUM	280-330+	250-300+	220-260+	200-250+	130-160

### 1. MARKET DESCRIPTION :

- DEMAND - FAIR FOR LEAF AND GOOD FOR DUST.
- LEVELS FOR ALL ASSAMS EASED FURTHER FOLLOWING THE DROP IN QUALITY. MEDIUM/PLAINER VARIETIES WITNESSED IMPROVED ENQUIRY.
- DOOARS ESTATES AND BOUGHT LEAF WERE READILY ABSORBED.
- DUSTS WERE WELL COMPETED FOR AT EASIER RATES.
- RE-PRINTED INVOICES CONTINUED TO ELICIT BETTER DEMAND.
- 46% TEAS SOLD AT SUB 200 LEVELS.
- MAJOR BLENDERS WERE MAINSTAY WITH SOME SUPPORT FROM EXPORTERS, WESTERN INDIA AND LOCAL TRADERS.

### 2. TOTAL AUCTION WEIGHTED AVERAGE ( ₹ )

	2024-25			2023-24			UPTO SALE - 50		
	SALE - 50	SALE - 49	+/-	SALE - 50	SALE - 49	+/-	2024-25	2023-24	2022-23
LEAF	198.64	203.19	-4.55	185.06	188.51	-3.45	256.35	214.97	220.82
DUST	231.06	243.15	-12.09	194.39	204.08	-9.69	284.59	224.06	243.03
TOTAL	207.80	217.81	-10.01	188.10	193.22	-5.12	266.84	217.75	227.07



SOURCE: PARCON INDIA PVT LTD

# UPCOMING AUCTION DETAILS

Auction No.	01		51	
Dates	07 <sup>th</sup> / 08 <sup>th</sup> January 2025		23 <sup>rd</sup> December 2024	
	No. of Lots	Qty – kg	No. of Lots	Qty – kg
Ex-Estate	831	795,629	706	676,127
Main Sale Total	11,314	5,210,137	7,705	3,406,395
High & Medium	1,833	815,320	1,266	550,043
Low Grown – Leafy	1,946	715,245	1,561	551,320
Low Grown – Semi Leafy	1,804	753,783	979	397,906
Low Grown Tippy	2,063	977,405	1,617	745,900
Premium / Flowery	390	54,705	367	48,579
Off Grades	2,646	1,350,449	1,449	706,637
Dust	632	543,230	466	406,010
Grand Total	12,145	6,005,766	8,411	4,082,522
Reprints	1,038	543,755	45	22,659
<b>Total No. of Lots on Offer</b>	<b>12,145</b>		<b>8,411</b>	
<b>Total Quantity on Offer (kg)</b>	<b>6,005,766</b>		<b>4,082,522</b>	



## SCHEDULED CLOSING DATES

Auction No.	Date of Sale	Ex-Estate	Main Sale
02	15 <sup>th</sup> January 2025	19/12/2024	19/12/2024
03	21 <sup>st</sup> / 22 <sup>nd</sup> January 2025	02/01/2025	02/01/2025
04	28 <sup>th</sup> / 29 <sup>th</sup> January 2025	09/01/2025	09/01/2025

## PROMPT DATES

Auction No.	Buyers	Sellers
51	30/12/2024	31/12/2024
01	15/01/2025	16/01/2025
02	21/01/2025	22/01/2025



## ORDER OF SALE (SALE NO. 51 – 23<sup>RD</sup> DECEMBER 2024)

Main Sale Order – 1 (Leafy / Semi Leafy / Tippy / Premium / 1A)	Main Sale Order – 2 (H & M / Off Grade / Dust)	Ex-Estate
LANKA COMMODITY BROKERS LTD	CEYLON TEA BROKERS PLC	EASTERN BROKERS. LTD.
<b>JOHN KEELLS PLC</b>	EASTERN BROKERS. LTD.	MERCANTILE PRODUCE BROKERS (PVT) LTD
ASIA SIYAKA COMMODITIES PLC.	<b>JOHN KEELLS PLC</b>	LANKA COMMODITY BROKERS LTD
EASTERN BROKERS. LTD.	ASIA SIYAKA COMMODITIES PLC.	<b>JOHN KEELLS PLC</b>
CEYLON TEA BROKERS PLC	MERCANTILE PRODUCE BROKERS (PVT) LTD	ASIA SIYAKA COMMODITIES PLC.
FORBES & WALKER TEA BROKERS (PVT) LTD	FORBES & WALKER TEA BROKERS (PVT) LTD	BARTLEET PRODUCE MARKETING (PVT) LTD
BARTLEET PRODUCE MARKETING (PVT) LTD	BARTLEET PRODUCE MARKETING (PVT) LTD	FORBES & WALKER TEA BROKERS (PVT) LTD
MERCANTILE PRODUCE BROKERS (PVT) LTD	LANKA COMMODITY BROKERS LTD	CEYLON TEA BROKERS PLC

[ RR : HR / SG ]



# TEA SALE ARRANGEMENTS



## COLOMBO TEA TRADERS' ASSOCIATION

C/o. THE CEYLON CHAMBER OF COMMERCE, P.O.Box 274, No. 50, NAVAM MAWATHA, COLOMBO 02.

Telephone: 5588849; Facsimile: 2449352; E-Mail ; hemaratne@chamber.lk

CIRCULAR NO. 46 OF 2024

DECEMBER 05, 2024

### TEA SALE ARRANGEMENTS FOR 01<sup>ST</sup> QUARTER 2025 – JANUARY / FEBRUARY / MARCH

Sale No.	Date of Sale		Catalogue Closing Dates		Prompt Dates		10% Payment	E-Platform Levy Prompt Dates	
			Ex-Estate	Main Sale	Buyers	Sellers		Buyers	Sellers
JANUARY									
01	Tue/Wed	07 <sup>th</sup> 08 <sup>th</sup>	12/12/2024 4.30 pm		15.01.2025	16.01.2025	10.01.2025	15.01.2025	17.01.2025
02	Wed	15 <sup>th</sup>	19/12/2024 4.30 pm		21.01.2025	22.01.2025	20.01.2025	21.01.2025	23.01.2025
03	Tue/Wed	21 <sup>st</sup> / 22 <sup>nd</sup>	02/01/2025 4.30 pm		28.01.2025	29.01.2025	24.01.2025	28.01.2025	30.01.2025
04	Tue/Wed	28 <sup>th</sup> / 29 <sup>th</sup>	09/01/2025 4.30 pm		05.02.2025	06.02.2025	31.01.2025	05.02.2025	07.02.2025



# TEA SALE ARRANGEMENTS – Continued,



Sale No.	Date of Sale		Catalogue Closing Dates		Prompt Dates		10% Payment	E-Platform Levy Prompt Dates	
			Ex-Estate	Main Sale	Buyers	Sellers		Buyers	Sellers
FEBRUARY									
05	Mon/Wed	03 <sup>rd</sup> / 05 <sup>th</sup>	17/01/2025 4.30 pm		10.02.2025	11.02.2025	07.02.2025	10.02.2025	13.02.2025
06	Mon/Tue	10 <sup>th</sup> / 11 <sup>th</sup>	23/01/2025 4.30 pm		18.02.2025	19.02.2025	14.02.2025	18.02.2025	20.02.2025
07	Tue/Wed	18 <sup>th</sup> / 19 <sup>th</sup>	30/01/2025 4.30 pm		25.02.2025	27.02.2025	21.02.2025	25.02.2025	28.02.2025
08	Tue/Wed	25 <sup>th</sup> / 26 <sup>th</sup>	06/02/2025 4.30 pm		04.03.2025	05.03.2025	28.02.2025	04.03.2025	06.03.2025
MARCH									
09	Tue/Wed	04 <sup>th</sup> / 05 <sup>th</sup>	13/02/2025 4.30 pm		11.03.2025	12.03.2025	07.03.2025	11.03.2025	14.03.2025
10	Mon/Tue	10 <sup>th</sup> / 11 <sup>th</sup>	20/02/2025 4.30 pm		17.03.2025	18.03.2025	14.03.2025	17.03.2025	19.03.2025
11	Tue/Wed	18 <sup>th</sup> / 19 <sup>th</sup>	27/02/2025 4.30 pm		25.03.2025	26.03.2025	21.03.2025	25.03.2025	27.03.2025
12	Tue/Wed	25 <sup>th</sup> / 26 <sup>th</sup>	06/03/2025 4.30 pm		01.04.2025	02.04.2025	28.03.2025	01.04.2025	03.04.2025





## TEA SALE ARRANGEMENTS – Continued,

HOLIDAYS FOR 01 <sup>ST</sup> QUARTER OF 2025		
JANUARY		
01 <sup>st</sup>	Wednesday	New Year Day
13 <sup>th</sup>	Monday	Duruthu Full Moon Poya Day (P B M)
14 <sup>th</sup>	Tuesday	Tamil Thai Pongal Day (P B M)
FEBRUARY		
04 <sup>th</sup>	Tuesday	Independence Day (P B M)
12 <sup>th</sup>	Wednesday	Navam Full Moon Poya Day (P B M)
MARCH		
13 <sup>th</sup>	Thursday	Madin Full Moon Poya Day (P B M)
P - Public      B - Bank      M - Mercantile		

**THE OFFICE OF THE CTTA  
THE COLOMBO TEA TRADERS' ASSOCIATION**



# HOLIDAY NOTICE



We wish to inform all our valued Clients that our Head Office, Sample Room and Stores will be closed for business on the following days.

<b>24<sup>th</sup> December 2024</b>	<b>Tuesday</b>	<b>Christmas Eve. (Half day)</b> (Stores and Sample Room will be opened full day)
<b>25<sup>th</sup> December 2024</b>	<b>Wednesday</b>	<b>Christmas Day</b>
<b>26<sup>th</sup> December 2024</b>	<b>Thursday</b>	<b>Boxing Day</b>
<b>01<sup>st</sup> January 2025</b>	<b>Wednesday</b>	<b>New Year Day</b> (Stores and Sample Room will be opened from 07.30 am to 12.30 pm)





“

The greatest glory in living lies not in never  
falling, but in rising every time we fall.

– ***Nelson Mandela***

”