



TEA MARKET REPORT

JOHN KEELLS PLC

SALE NO. 50 - 20TH / 21ST DECEMBER 2021

ORDER OF SALE (SALE NO. 50 - 20TH / 21ST DECEMBER 2021)

Main Sale Order – 1 (Leafy / Semi Leafy / Tippy / Premium / 1A)	Main Sale Order – 2 (H & M / Off Grade / Dust)	Ex-Estate
Lanka Commodity Brokers Ltd	Lanka Commodity Brokers Ltd	Eastern Brokers. Ltd.
Mercantile Produce Brokers (Pvt) Ltd	Ceylon Tea Brokers PLC	Bartleet Produce Marketing (Pvt) Ltd
Forbes & Walker Tea Brokers (Pvt) Ltd	Eastern Brokers. Ltd.	Lanka Commodity Brokers Ltd
Bartleet Produce Marketing (Pvt) Ltd	JOHN KEELLS PLC	Ceylon Tea Brokers PLC
Eastern Brokers. Ltd.	Asia Siyaka Commodities PLC.	Mercantile Produce Brokers (Pvt) Ltd
Ceylon Tea Brokers PLC	Mercantile Produce Brokers (Pvt) Ltd	JOHN KEELLS PLC
JOHN KEELLS PLC	Forbes & Walker Tea Brokers (Pvt) Ltd	Asia Siyaka Commodities PLC.
Asia Siyaka Commodities PLC.	Bartleet Produce Marketing (Pvt) Ltd	Forbes & Walker Tea Brokers (Pvt) Ltd



AUCTION DETAILS

Auction No.	50	
Dates	20 th / 21 st December 2021	
	No. of Lots	Qty – kg
Ex Estate	655	753,911
Main Sale Total	9,543	4,541,394
High & Medium	1,211	578,982
Low Grown - Leafy	1,929	758,112
Low Grown - Semi Leafy	1,387	571,145
Low Grown Tippy	1,853	873,325
Premium / Flowery	421	71,444
Off Grades	2,250	1,213,780
Dust	492	474,606
Grand Total	10,198	5,295,305
Reprints	571	297,702
Total No. of Lots Offered	10,198	
Total Quantity Offered (kg)	5,295,305	

PROMPT DATES

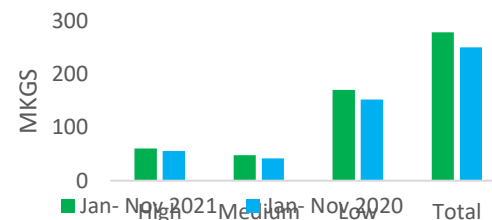
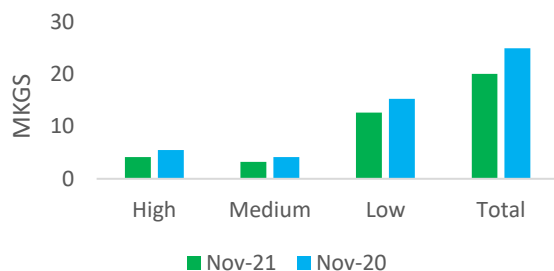
Auction No.	Buyers	Sellers
50	27/12/2021	28/12/2021



COMMENTS

Sri Lanka harvested a crop of 20Mkg during the Month of November 2021 which is a negative variance of 19.7% when compared to the crop harvested in November 2020. Incidentally, this is the lowest production figure recorded for the month of November in more than two decades. The main contributor for the 20Mkg was from the Low Grown planting districts with 63.2%, followed by the High Grown at 20.6% and the Medium Grown at 16.1%. When compared with the 2020 harvest, negative variances have been recorded in the High Grown at 25.0%, Medium Grown at 21.8%, and the Low Grown at 17.2%.

Tea Production November 2021								
Black Tea Production According to Elevations								
Elevation	November (Kg)		Change	% Change	January to Date (Kg)		Change	% Change
	2021	2020			2021	2020		
High	4,127,663	5,502,338	-1,374,675	-25.0	60,733,948	55,704,505	5,029,443	9.03%
Medium	3,228,016	4,129,846	-901,830	-21.8	47,695,150	42,006,964	5,688,186	13.54%
Low	12,647,820	15,279,668	-2,631,848	-17.2	170,325,367	152,483,143	17,842,224	11.70%
Total	20,003,498	24,911,853	-4,908,355	-19.7	278,754,465	250,194,612	28,559,853	11.42%



COMMENTS - Continued

The 0.75Mkg of Ex estate teas on offer met with good demand. Select Best Western High Grown BOPs sold well following quality. The below best and plainer varieties too followed a similar trend. Select Best Western High grown BOPFs were firm on last levels. The below best and plainer sorts too were firm to a little dearer at times. Nuwara Eliya BOPs were firm however, the BOPFs mostly remained unsold. Udupusellawa BOPs were irregularly lower, the BOPFs too fluctuated following quality. Uva BOPs were tending a little easier, the BOPFs were mostly firm. Low grown CTC BP1s were firm, the High and Medium sorts were irregularly lower. Low grown PF1s were firm to dearer at times, the High grown sorts were tending easier, the Medium sorts maintained last levels.

The 2.1Mkg of Low Grown teas which were on offer met with good demand. Select best OP1s were firm, best and below best varieties gained following quality. Select best and best BOP1s maintained last levels. Select best and best OPs were lower to last, below best varieties gained a few rupees. Well-made OPAs met with fair demand. Below best varieties were firm. Bold Pekoes shed a few rupees, mixed varieties were easier. Well-made Shotty Pekoe1s were firm, others met with irregular demand. In the Small Leaf segment, select best BOP.SP/BOPF.SP and BOPFs were firm. Select best and best BOPs gained following quality. Select best and best FBOPs were firm, others too attracted fair interest. Select best FBOPF1s were dearer, others were firm. FBOPFs varieties maintained last levels. Premium Flowery teas met with good demand.

Turkey, Russia, Iran and the C.I.S. countries lent fair support. Libya and Iraq were active.





MARKET DESCRIPTION

Western Teas

Select best BOPs were firm, the below best and plainer varieties were Rs.10/- to Rs.20/- dearer. Select best BOPFs were firm, the below best and plainer varieties were dearer by Rs.10/- to Rs.20/-. Medium BOPs were irregularly dearer, whilst the BOPFs were firm to a little easier at times.

Nuwara Eliya Teas

BOPs were firm on last levels, however the BOPFs mostly remain unsold.

Uva Teas

BOPs fluctuated following quality, the BOPFs were generally firm. Uda Pussellawa BOPs declined, the BOPFs were irregular following quality.

CTC Teas

Low Grown BP1s were firm, the High and Medium sorts were tending irregular. Low Grown PF1s were firm to Rs.10/- to Rs.20/- dearer, the High and Medium sorts were tending a little easier.

QUOTATIONS

	BOP – RS.	BOPF – RS.
Good Westerns	710 - 770	730 - 810
Average Westerns	630 - 700	660 - 720
Plainer Westerns	570 - 620	570 - 650
Western Mediums	560 - 920	420 - 700
Uva Teas	550 - 690	560 - 690
Nuwara Eliya Teas	550 - 690	580
Uda Pussellawa Teas	500 - 560	520 - 590
CTC (BP1 and PF1)	420 - 680	410 - 860





MARKET DESCRIPTION

Low Grown

Wiry OP1s along with the bold invoices gained from last week's closing levels, secondaries too met with fair demand. Better twisted BOP1s gained irregularly, others too sold at firm levels. Well-made OPs were firm to marginally easier, below best sorts however gained irregularly. BetterOPAs met with good demand, secondaries too sold at last levels. Select best and best Pekoes declined from last levels, secondaries too eased by Rs.10/- to Rs.20/-. Shotty Pekoe1s were firm to easier, reducers declined marginally.

Select best well-made BOPs were firm, best and below best types too were firm, secondary types were dearer by Rs.5/- to Rs.10/-. Select best and best BOP.SP.s and BOPF.SP.s met with good demand, others were firm. BOPFs followed a similar trend. Select best FBOPF1s were dearer by Rs.5/- to Rs.10/- and more following quality, best types too were dearer by Rs.5/- to Rs.10/- with good demand, others were following last week's levels. Well-made FBOPs in the select best category met with good demand, best types were dearer by Rs.5/- to Rs.10/-, below best and secondary types were firm. Select best Tippy FBOPF varieties met with good demand, others were irregular. All Premium Flowery teas met with good demand.

Off Grades

Select best and best FGS1s were firm, below best and poorer types showed a similar trend. Select best and best BMs were firm, below best and poorer types showed a similar trend. All BPs were firm. All BOP1As were firm on last.

Dust

Select best and best Dust1s appreciated Rs.10/- to Rs.15/- and more at times, below best types gained Rs.10/-, poorer sorts were dearer by Rs.5/-. Best High & Medium CTCs were irregular by Rs.10/-. Low Grown CTCs sold at last levels. Low Grown Dust / Dust1s were firm to dearer by Rs.10/-.



QUOTATIONS

	Select Best	Best	Below Best	Others
LIQUORING				
DUST-1	710.00 - 1020.00	590.00 - 690.00	530.00 - 580.00	490.00 - 570.00
OFF GRADES				
FGS1	600.00 - 640.00	560.00 - 590.00	480.00 - 570.00	340.00 - 460.00
FGS	540.00 - 570.00	500.00 - 530.00	420.00 - 490.00	350.00 - 410.00
LOW GROWNS				
FBOPF / FFSP / FFEXSP	2300.00 - 3800.00	1250.00 - 2100.00	800.00 - 1000.00	600.00 - 740.00
BOP	880.00 - 1300.00	710.00 - 870.00	600.00 - 700.00	480.00 - 580.00
BOPSP	820.00 - 1140.00	630.00 - 780.00	550.00 - 620.00	420.00 - 530.00
BOPF	720.00 - 940.00	600.00 - 680.00	450.00 - 580.00	350.00 - 430.00
FBOPF1	840.00 - 1400.00	740.00 - 820.00	620.00 - 720.00	470.00 - 600.00
FBOP	880.00 - 1350.00	740.00 - 840.00	620.00 - 720.00	480.00 - 580.00
BOP1	1000.00 - 1550.00	950.00 - 980.00	840.00 - 940.00	600.00 - 640.00
OP1	1350.00 - 1800.00	1150.00 - 1270.00	980.00 - 1130.00	450.00 - 600.00
OP	780.00 - 1060.00	750.00 - 770.00	630.00 - 740.00	550.00 - 570.00
OPA	760.00 - 1020.00	650.00 - 710.00	520.00 - 600.00	380.00 - 440.00
PEKOE	820.00 - 1450.00	650.00 - 720.00	530.00 - 620.00	470.00 - 500.00
PEKOE1	850.00 - 1450.00	640.00 - 710.00	550.00 - 620.00	440.00 - 500.00
DUST / DUST1	500.00 - 580.00	400.00 - 490.00	360.00 - 390.00	330.00 - 380.00



- **Top Prices**
- **Colombo Auction Averages**
- **All Brokers Private Sale Figures**



TOP PRICES (SALE NO. 50 - 20TH / 21ST DECEMBER 2021)



WESTERN HIGH			
BOP		Gouravilla	770.00
BOPSP		Dessford	720.00
BOPF/BOPFSP	*	Mattakelle	810.00
FBOP/FBOP1		Inverness	880.00
FBOPF/FBOPF1		Weddemulla	870.00
BOP1		Queensberry	820.00
OP/OPA		Queensberry	650.00
OP1	*	Venture	940.00
PEKOE/PEKOE1		Somerset	750.00

WESTERN MEDIUM			
BOP		Harangalla	920.00
BOPSP		Ancoombra	840.00
BOPF/BOPFSP		Vellai Oya	700.00
FBOP/FBOP1		Craighead	1140.00
FBOPF/FBOPF1		Harangalla	960.00
BOP1		Peniland	870.00
		Orange Field	870.00
OP/OPA		Craighead	720.00
		Hatale	720.00
		Orange Field	720.00
OP1		Harangalla	840.00
PEKOE/PEKOE1		Uplands	1000.00

UDA PUSSELLAWA			
BOP		Kirklees	670.00
BOPSP		Delmar	780.00
BOPF/BOPFSP		Kirklees	690.00
FBOP/FBOP1		Gordon	790.00
FBOPF/FBOPF1		Delmar	810.00
BOP1		Gordon	790.00
OP/OPA		Gordon	650.00
OP1		Delmar	630.00
PEKOE/PEKOE1		Gordon	710.00

UVA HIGH			
BOP		Glenanore	810.00
BOPSP		Craig	890.00
BOPF/BOPFSP		Uva Highlands	830.00
FBOP/FBOP1		Aislaby	980.00
FBOPF/FBOPF1		Aislaby	890.00
		Ranaya	890.00
BOP1		Glenanore	890.00
OP/OPA		Glenanore	730.00
OP1		Glenanore	890.00
PEKOE/PEKOE1		Ampittiakande	820.00
		Glenanore	820.00

UVA MEDIUM			
BOP	*	Demodera "S"	880.00
BOPSP	*	Demodera "S"	870.00
BOPF/BOPFSP		Dickwella	890.00
FBOP/FBOP1		Halpewatte Uva	960.00
FBOPF/FBOPF1	*	Demodera "S"	890.00
		Dickwella	890.00
BOP1	*	Demodera "S"	940.00
OP/OPA		Glen Alpin	740.00
OP1		Telbedde	880.00
		Wewesse	880.00
PEKOE/PEKOE1		Dickwella	850.00

CTC HIGH			
PF1	*	Dunsinane CTC	680.00
BP1	*	Dunsinane CTC	560.00
BPS		Mount Vernon CTC	600.00
OF		-	

CTC MEDIUM			
PF1		Carolina CTC	590.00
BP1	*	Delta CTC	520.00
		Birchwood CTC	520.00
BPS		Carolina CTC	560.00
OF		-	

NUWARA ELIYA			
BOP	*	Lovers Leap	690.00
		Mahagastotte	690.00
BOPF/BOPFSP		Court Lodge	580.00
FBOP/FBOP1		Court Lodge	1020.00
OP/OPA	*	Lovers Leap	600.00
PEKOE/PEKOE1		Court Lodge	940.00

CTC LOW			
PF1	*	Hingalgoda CTC	860.00
BP1		Ceciliyan CTC	680.00
BPS		Ross Feld CTC	560.00
OF		-	



TOP PRICES (SALE NO. 50 - 20TH / 21ST DECEMBER 2021)

LOW			
BOP		Wathurawila	1300.00
BOPSP		Geekiyanaehena	1140.00
BOPF	*	Kiruwanaaganga	940.00
BOPFSP		Sithaka	1000.00
	*	Arbour Valley	980.00
		Allen Valley	980.00
FBOP		Pothotuwa	1350.00
		Hidellana	1350.00
		Gunawardana	1350.00
		Kiruwanaaganga	1250.00
		Golden Garden	1250.00
		Mulatiyana Hills	1250.00
		Sithaka	1250.00
FBOP1		Nilgiri	1300.00
FBOPF		Himara	1400.00
FBOPF1		New Rekadahena	1400.00
	*	Sadhri	1350.00
	*	Berubeula	1350.00
		Graceland	1350.00
		Sanasa	1350.00
BOP1		New Vithanakanda	1550.00
OP1		Ceciliyan	1800.00
OP		Makandura	1750.00
OPA		Rotumba	1040.00
PEKOE		Lumbini	1450.00
		Adams View	1450.00
PEKOE1		Nilrich	1450.00

PREMIUM			
FBOPFSP		Nawagamuwehena	3250.00
FBOPFEXSP		Lions	3800.00
FBOPFEXSP1		Kamarangapitiya	2750.00

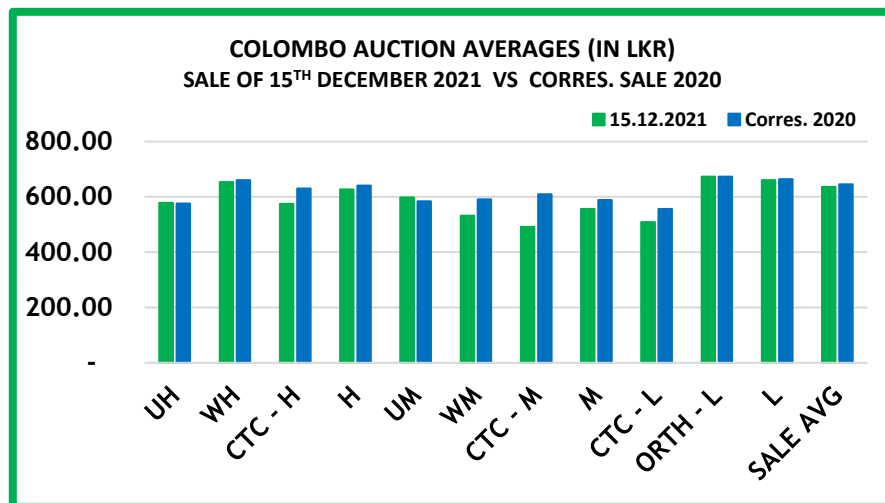
DUST			
DUST1		Mattakelle	1020.00
P.DUST		Ceciliyan CTC	880.00

OFF GRADES			
FNGS/FNGS1		Clydesdale	640.00
		Somerset	640.00
		Holyrood	640.00
PFNGS	*	Hingalgoda CTC	680.00
BM		Gunawardana	790.00
BP		Hidellana	710.00
BOP1A	*	Arbour Valley	750.00

**** MORE THAN ONE TOP PRICE OBTAINED**
*** TEAS SOLD BY JOHN KEELLS PLC**
+ ALL TIME RECORD PRICE
++ ALL TIME RECORD PRICE EQUALED

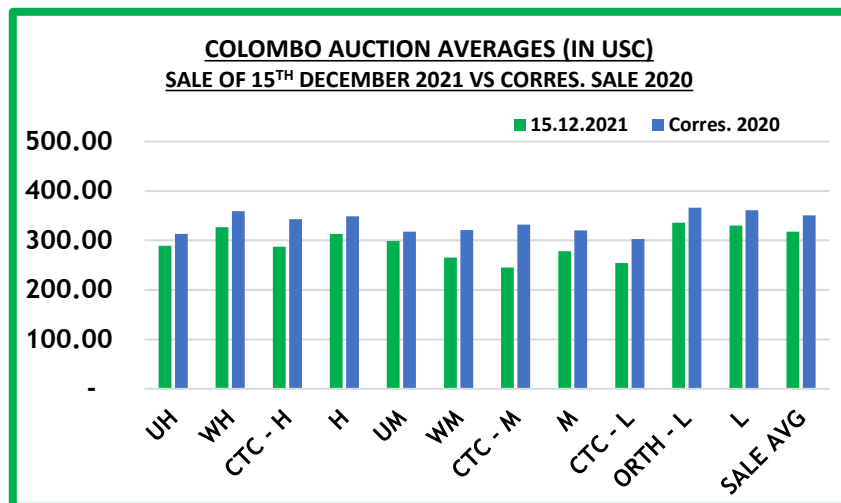


COLOMBO AUCTION AVERAGES



	Sale of 08/12/2021In LKR	Sale of 15/12/2021 In LKR	Corres. 2020 In LKR
Uva High Grown	575.06	578.40	575.45
Western High Grown	657.51	653.93	660.74
CTC High Grown	576.10	574.47	630.08
Summary of High Grown	627.45	626.58	641.19
Uva Medium Grown	603.35	597.58	583.83
Western Medium Grown	543.15	531.37	590.53
CTC Medium Grown	495.61	491.39	609.34
Summary of Medium Grown	564.65	555.81	588.78
CTC Low Grown	506.19	508.71	556.13
Orthodox Low Grown	673.64	672.99	672.86
Summary of Low Grown	661.18	660.26	663.87
TOTAL SALE AVERAGE	638.38	635.73	645.51

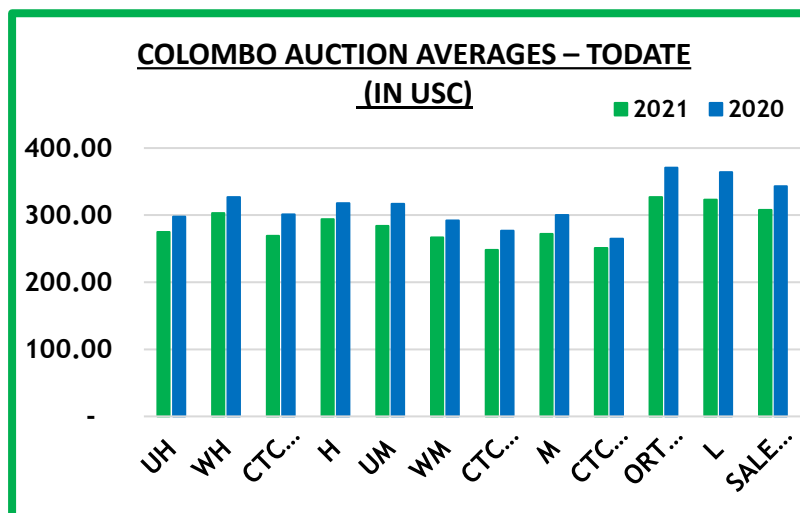
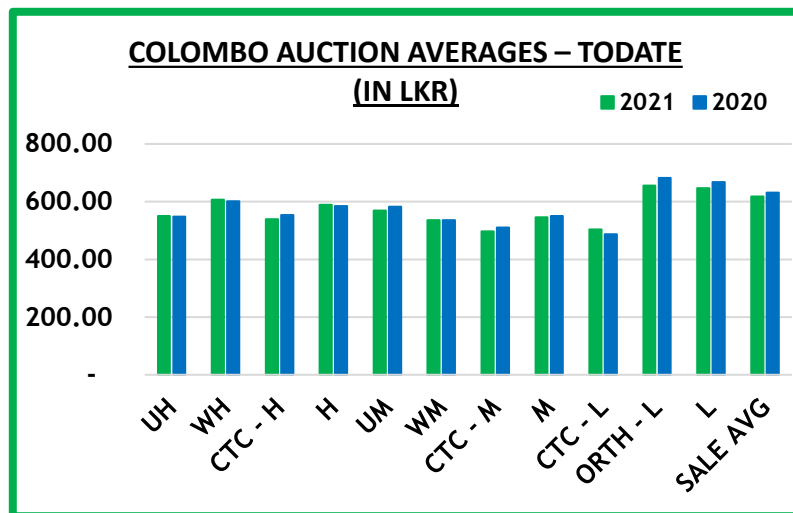
COLOMBO AUCTION AVERAGES



	Sale of 08/12/2021 In USC	Sale of 15/12/2021 In USC	Corres. 2020 In USC
Uva High Grown	286	289	313
Western High Grown	327	327	359
CTC High Grown	286	287	343
Summary of High Grown	312	313	349
Uva Medium Grown	300	299	318
Western Medium Grown	270	265	321
CTC Medium Grown	246	245	332
Summary of Medium Grown	281	278	320
CTC Low Grown	252	254	303
Orthodox Low Grown	335	336	366
Summary of Low Grown	329	330	361
TOTAL SALE AVERAGE	317	318	351



COLOMBO AUCTION AVERAGES



January to Date (Sale No.49)	2021 LKR	2020 LKR	2021 USC	2020 USC
Uva High Grown	550.70	548.61	275	298
Western High Grown	607.06	601.47	303	327
CTC High Grown	539.56	553.66	269	301
Summary of High Grown	589.33	585.01	294	318
Uva Medium Grown	569.12	582.53	284	317
Western Medium Grown	535.93	536.26	267	292
CTC Medium Grown	497.29	509.96	248	277
Summary of Medium Grown	546.15	550.68	272	300
CTC Low Grown	503.76	487.46	251	265
Orthodox Low Grown	655.17	682.50	327	371
Summary of Low Grown	646.57	668.20	323	364
TOTAL SALE AVERAGE	617.45	631.20	308	343



COLOMBO AUCTION AVERAGES

FROM 01 ST TO 15 TH DECEMBER 2021	LKR
Uva High Grown	577.65
Western High Grown	657.16
Summary of High Grown	628.92
Uva Medium Grown	601.40
Western Medium Grown	541.48
Summary of Medium Grown	563.00
Summary of Low Grown	661.38
TOTAL SALE AVERAGE	638.12



ALL BROKERS PRIVATE SALE FIGURES (FOR THE PERIOD – 13TH TO 18TH DECEMBER 2021)

	WEEKLY	TODATE
High, Medium & Low	76,961.25	3,074,026.80
Green Tea	41,068.00	2,000,157.50
Organic Tea	11,690.00	530,238.29
BMF	314,586.00	10,278,116.00
Direct Sales	-	-
Forward Contract	7,060.00	2,088,810.00





- **Crop and Weather**
- **Crop Figures**
- **Tea News**
- **Holiday Notices**

CROP AND WEATHER - FOR THE PERIOD OF - 13TH TO 19TH DECEMBER 2021



Western

Bright mornings with cold nights and occasional evening showers were experienced throughout the week in Dickoya, Agarapatana, Bogowantalawa and Talawakelle districts.



Nuwara Eliya

Dull weather with heavy showers and windy conditions were experienced throughout the week in Nuwara Eliya and Kandapola districts.



Uva

Bright weather conditions were recorded throughout the week in Badulla, Bandarawella and Haputale districts.



Low Grown

Dull weather with occasional heavy showers were recorded throughout the week in Galle, Rathnapura and Deniyaya districts.



Crop

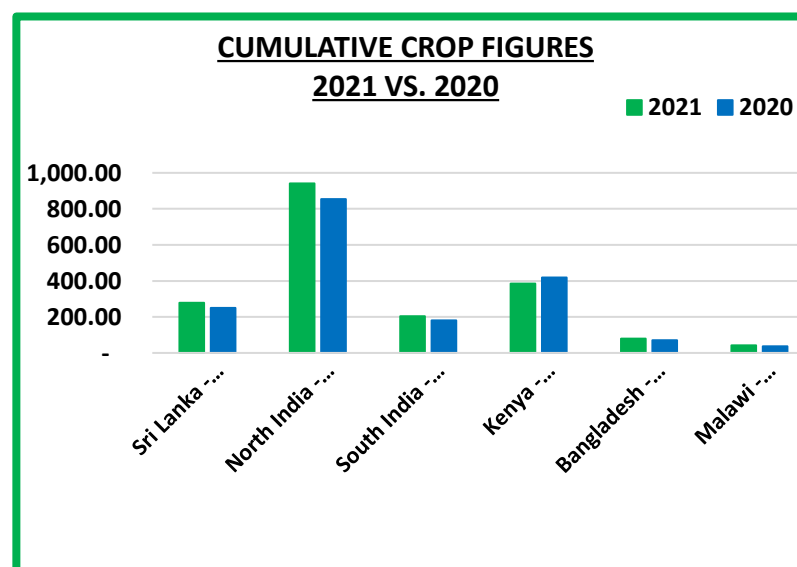
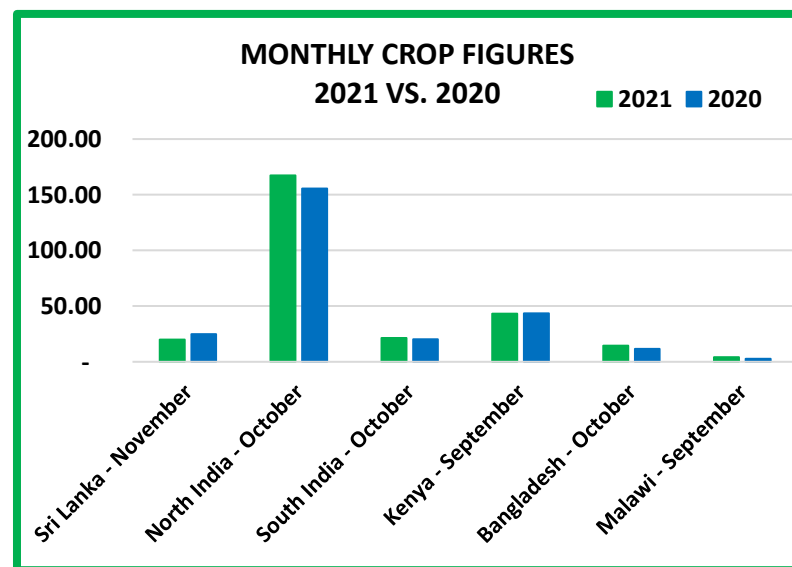
Crop intakes are low.



CROP FIGURES OF MAJOR PRODUCING & EXPORTING COUNTRIES

Country	Month	2021	2020	Cumulative + Inc. / Dec.	Cumulative	2021	2020	Cumulative + Inc. / Dec.
Sri Lanka	November	20.00	24.91	- 4.91	Upto November	278.75	250.19	+ 28.56
North India	October	167.35 (E)	155.52	+ 11.83	Upto October	940.71 (E)	854.27	+ 86.44
South India	October	21.26 (E)	20.16	+ 1.10	Upto October	204.18 (E)	180.17	+ 24.01
Kenya	September	43.18	43.41	- 0.23	Upto September	385.63	419.16	- 33.53
Bangladesh	October	14.58	11.49	+ 3.09	Upto October	79.33	69.94	+ 7.31
Malawi	September	4.03	2.78	+ 1.25	Upto September	42.40	36.40	+ 6.00

(E) - Estimated





SRI LANKA TEA CROP

We give below the Sri Lanka Tea Crop for the month of November 2021 together with January / November 2021, and the corresponding figures for 2020.

	NOVEMBER		JANUARY – NOVEMBER	
	2021	2020	2021	2020
ORTHODOX				
High Grown	3,634,490	4,866,419	54,106,420	50,086,429
Medium Grown	2,555,974	3,263,080	38,302,563	33,879,087
Low Grown	11,786,382	14,311,580	159,778,407	143,011,706
TOTAL	17,976,845	22,441,080	252,187,391	226,977,221
CTC				
High Grown	428,823	524,832	5,386,227	4,691,618
Medium Grown	581,634	764,518	8,302,192	7,319,505
Low Grown	861,438	960,219	10,501,163	9,364,458
TOTAL	1,871,895	2,249,569	24,189,581	21,375,581
TOTAL BLACK PRODUCTION				
High Grown	4,063,313	5,391,251	59,492,647	54,778,047
Medium Grown	3,137,607	4,027,598	46,604,755	41,198,592
Low Grown	12,647,820	15,271,799	170,279,570	152,376,163
TOTAL	19,848,740	24,690,648	276,376,972	248,352,802
GREEN TEA				
High Grown	64,350	111,087	1,241,301	926,458
Medium Grown	90,409	102,248	1,090,395	808,373
Low Grown	-	7,870	45,797	106,979
TOTAL	154,759	221,205	2,377,493	1,841,810
TOTAL PRODUCTION				
High Grown	4,127,663	5,502,338	60,733,948	55,704,505
Medium Grown	3,228,016	4,129,846	47,695,150	42,006,964
Low Grown	12,647,820	15,279,668	170,325,367	152,483,143
TOTAL	20,003,498	24,911,853	278,754,465	250,194,612

SOURCE : SRI LANKA TEA BOARD



SRI LANKA TEA CROP - Continued;



Tea Production November 2021								
Black Tea Production According To Elevations								
Elevation	November (Kg)				January to Date (Kg)			
	2021	2020	Change	% Change	2021	2020	Change	% Change
High	4,127,663	5,502,338	(1,374,675)	-25.0%	60,733,948	55,704,505	5,029,443	9.03%
Medium	3,228,016	4,129,846	(901,830)	-21.8%	47,695,150	42,006,964	5,688,186	13.54%
Low	12,647,820	15,279,668	(2,631,848)	-17.2%	170,325,367	152,483,143	17,842,224	11.70%
Total	20,003,498	24,911,853	(4,908,355)	-19.7%	278,754,465	250,194,612	28,559,853	11.42%
Tea Production According To Categories								
Production	November (Kg)				January to Date (Kg)			
	2021	2020	Change	% Change	2021	2020	Change	% Change
ORTHODOX	17,976,845	22,441,080	(4,464,235)	-19.9%	252,187,391	226,977,221	25,210,170	11.11%
CTC	1,871,895	2,249,569	(377,674)	-16.8%	24,189,581	21,375,581	2,814,000	13.16%
GREEN TEA	154,759	221,205	(66,446)	-30.0%	2,377,493	1,841,810	535,683	29.08%
Total	20,003,498	24,911,853	(4,908,355)	-19.7%	278,754,465	250,194,612	28,559,853	11.42%

SOURCE : SRI LANKA TEA BOARD



TEA NEWS AROUND THE GLOBE



MOMBASA MARKET

SALE NO. 50 – SALE OF 14TH, 15TH & 16TH DECEMBER 2021

Good general demand prevailed for the 180,265 packages (11,743,428.50 kilos) in the market and 18.45% remained unsold.

LEAF GRADES

Offerings: 96,300 packages (6,270,820.00 kilos). 16.78% were unsold. The best BP1s on offer were steady to USC2 dearer but a few lines shed up to USC10 with brighter categories appreciating by USC4 to USC9 while medium varieties saw an irregular interest ranging between firm to USC7 above previous week's levels to easier by USC3 to USC10 and some invoices remained without bids due to price limits. Improved lower mediums were well-competed for advancing by USC2 to USC16 but others were easier by USC4 to USC15 and more with some lines unsold while plainer descriptions met better absorption varying between USC3 to USC36 above last prices to easier by USC4 to USC5 but some invoices were neglected.

Best PF1s in the market shed USC4 to USC15 while brighter types eased by up to USC13 but a few improved lines gained up to USC2. Medium categories were discounted by USC5 to USC33 and some invoices remained without bids with lower medium varieties irregular varying between USC4 to USC18 above last rates to easier by USC7 to USC10 and substantially more for a few lines and some invoices were unsold. Plainer categories ranged between USC6 to USC12 dearer to easier by USC4 to USC20 with some teas remaining unsold.

DUST GRADES

Offerings: 51,540 packages (3,835,815.00 kilos) with 14.67% remaining unsold. The best PDUSTs in the market were a weak feature and eased by USC23 to USC49 while brighter types shed USC16 to USC49. Medium sorts were USC10 to USC28 below previous week's levels and some lines remained unsold with improved interest for lower medium varieties which advanced by USC3 to USC50 and substantially more but some invoices were unsold. Plainer categories ranged between USC2 to USC28 above last prices to easier by USC3 to USC15 with some lines remaining unsold.

Best DUST1s available shed up to USC8 while brighter categories were firm to USC5 below last rates. Medium types held steady to USC25 easier and some lines remained unsold due to price limits with improved lower medium varieties advancing by USC4 to USC28 while others were USC10 to USC22 below last rates where sold. Plainer descriptions were irregular varying between USC4 to USC21 above previous week's levels to easier by USC2 to USC22 and some teas were unsold.

SECONDARY GRADES

Offerings: 32,425 packages (1,636,793.50 kilos) and 29.42% were unsold. In the Secondary Catalogues, best BPs were steady while others gained with PFs firm. Clean well sorted coloury Fannings held value while DUSTs eased. Other Fannings gained while similar DUSTs were firm. BMFs were well absorbed.

MARKETS

Egyptian Packers lent more and strong support and were dominant while Pakistan Packers showed useful enquiry with Yemen, other Middle Eastern countries and UK active. There was reduced interest from Kazakhstan, other CIS states, Russia, Bazaar and Sudan while Iran were less active with Afghanistan subdued. Local Packers showed some activity on account of price. Somalia were active at the lower end of the market.





TEA NEWS AROUND THE GLOBE

MOMBASA MARKET – Continued

QUOTATIONS	BROKENS \$	FANNINGS \$
Best	274 – 444	315 – 366
Good	262 – 350	315 – 362
Good Medium	257 – 306	300 – 319
Medium	260 – 274	255 – 287
Lower Medium	096 – 165	122 – 258
Plain	075 – 160	076 – 210

AUCTION	KENYA 2020 \$	KENYA 2021 \$	TOTAL 2020 \$	TOTAL 2021 \$
48	1.93	2.71	1.86	2.49
49	1.91	2.67	1.82	2.44
50	1.94	2.58	1.85	2.39

SOURCE : AFRICA TEA BROKERS LTD.



TEA NEWS AROUND THE GLOBE



CHITTAGONG MARKET

SALE NO. 32 – 20TH DECEMBER 2021

CTC LEAF: 53,742 packages of Current Season teas on offer met with less demand at easier rates.

BROKEN: A few well made good liquoring Broken met with a fairly good interest and were mostly firm on last. Their mediums met with less competition and were easier. Plainer varieties eased further with a lot of withdrawals. BLF teas met with a little more enquiry at slightly easier rates.

FANNINGS: Well made good liquoring Fannings continued to meet with a fairly strong market and were firm to slightly dearer. Medium types met with less demand and were an easier market with more withdrawals. Plainer varieties eased further with fair withdrawals. BLF teas met with a little more enquiry at slightly easier rates.

CTC DUST: 10,636 packages of Current Season teas on offer met with a strong demand. Brighter liquoring well made Dusts sold well with competition. Medium Dusts were around last levels. Plain and BLF Dusts met with limited interest and were an easier market Blenders lent strong support with fair interest from the Loose tea buyers.

COMMENTS: Buyers were more selective this week and mostly concentrated on good liquoring varieties which witnessed fairly good demand. For all others, demand was quite lacking particularly as the sale progressed. As a result, withdrawals were heavy this week. Blenders lent fairly good support whilst Loose tea buyers were again selective.

Dusts were a dearer market.

Our catalogue (Sale 32): Avg: Tk 199.52, Sold 60.5 % & (Sale 31) Avg: Tk 196.53, sold 74.8 %.

Quotations – This Week – (In Taka)

Broken	This Week	Last Week	Fannings	This week	Last Week	Dust	This week	Last Week
Large	NQTA	NQTA	Best	203-208 nom	200-205 nom	PD	175-186	185-297
Medium	175-180	175-182	Good	188-193	185-190	RD	160-281	138-297
Small	178-185	178-188	Medium	175-180	177-182	D	165-278	147-295
Plain	155-168	160-170	Plain	155-168	160-170	CD	162-319	145-309
BLF	130-145	132-142	BLF	130-145	132-142	BLF	160-165	138-165

Exchange Rates 20th December 2021 Sterling Pound: Tk. 110.9848 dollar: Tk. 84.5672

SOURCE : NATIONAL BROKERS LTD





TEA NEWS AROUND THE GLOBE

GUWAHATI MARKET

SALE NO. 50 – SALE OF 17TH DECEMBER 2021

Market description:

- Good demand. Cleaner blacker & liquoring sorts sold at last levels. Remainder eased with quality.
- BOPs were a weak feature this week whereas fanning were well received.
- Select best dust were firm and at times dearer. Remainder sold at easier levels following quality. Browner sorts witnessed some withdrawals.
- HUL operated mostly on cleaner blacker liquoring broken & quality dust.
- TCPL continues to operate at lower levels.
- Internal buyer lent fair support with some WI buying on quality teas.

2. TOTAL AUCTION WEIGHTED AVERAGE (₹)

	2021-22			2020-21			UPTO SALE - 50		
	SALE - 50	SALE - 49	+/-	SALE - 50	SALE - 49	+/-	2021-22	2020-21	2019-20
CTC	175.54	178.97	-3.42	164.14	164.54	-0.40	188.05	236.09	147.08
DUST	166.97	176.60	-9.64	170.55	161.84	8.71	183.64	245.96	156.59
TOTAL	173.08	178.30	-5.22	165.85	163.83	2.02	186.75	239.35	150.10

SOURCE: PARCON INDIA PVT LTD

SILIGURI MARKET

SALE NO.50 – SALE OF 17TH DECEMBER 2021

Market description:

- Demand – strong for leaf and good for dusts.
- Levels appreciated with competition, barring the dust grade and corresponding secondaries.
- Domestic trade was active with some support from major blenders. Exporters were rather selective.

2. TOTAL AUCTION WEIGHTED AVERAGE (₹)

	2021-22			2020-21			UPTO SALE - 50		
	SALE - 50	SALE - 49	+/-	SALE - 50	SALE - 49	+/-	2021-22	2020-21	2019-20
CTC	180.06	181.57	-1.51	161.69	158.41	3.28	183.32	214.82	140.24
DUST	167.70	161.33	6.37	152.35	153.28	-0.92	170.75	207.63	134.01
TOTAL	178.84	179.25	-0.40	160.64	157.85	2.79	181.89	213.94	139.50

SOURCE: PARCON INDIA PVT LTD



TEA NEWS AROUND THE GLOBE



KOLKATA ORTHODOX / CTC MARKET

SALE NO.50 – SALE OF 17TH DECEMBER 2021

Market description :

- Strong demand.
- Clean well-made teas sold readily at around last levels.
- Select tippy sorts sold well.
- Remainder were irregularly lower following quality.
- Secondaries and Fannings continued to elicit useful enquiry.
- Exporters to the middle east and cis active.

	WHOLE LEAF		BROKENS		FANNINGS
	1ST LINE	2ND LINE	LARGER	SMALLER	LEAFY
BEST	310-360+	275-285+	240-260+	230-240+(N)	180-200+
GOOD	270-290+	240-270	220-240	210-225	145-175
MEDIUM	230-260	190-230+	170-210	170-200	110-140

Market description :

- Demand - fair for good/ best category, good for remainder.
- Assams were irregular around last and at times easier following drop in quality. Good Dooars were steady while remainder were absorbed readily at last levels.
- All liquoring assam dusts were steady to firm while remainder followed a similar trend as leaf.
- Major blenders and WI mainstay with good support from other sections of the trade.

Sales are closing with arrivals of 15-26 days later production, than last year, for the corresponding sales in north India.

2. TOTAL AUCTION WEIGHTED AVERAGE (₹)

	2021-22			2020-21			UPTO SALE - 50		
	SALE - 50	SALE - 49	+/-	SALE - 50	SALE - 49	+/-	2021-22	2020-21	2019-20
CTC	190.38	202.59	-12.21	171.68	171.61	0.07	211.45	243.52	161.04
DUST	196.55	211.74	-15.19	188.69	188.72	-0.02	216.91	256.63	174.49
TOTAL	192.16	205.16	-13.00	176.24	176.11	0.13	212.98	247.46	164.78

SOURCE: PARCON INDIA PVT LTD



UPCOMING AUCTION DETAILS

Auction No.	02		01	
Dates	10 th / 11 th January 2022		04 th / 05 th January 2022	
	No. of Lots	Qty – kg	No. of Lots	Qty – kg
Ex-Estate	582	651,000	563	618,821
Main Sale Total	9,164	4,295,365	9,186	4,310,605
High & Medium	1,211	551,195	1,180	552,099
Low Grown – Leafy	1,870	726,484	1,843	707,212
Low Grown – Semi Leafy	1,326	556,370	1,289	525,163
Low Grown Tippy	1,813	861,831	1,742	832,421
Premium / Flowery	384	64,273	393	61,635
Off Grades	2,064	1,058,814	2,249	1,173,325
Dust	496	476,398	490	458,750
Grand Total	9,746	4,946,365	9,749	4,929,426
Reprints	452	254,484	487	252,110
Total No. of Lots on Offer	9,746		9,749	
Total Quantity on Offer (kg)	4,946,365		4,929,426	



SCHEDULED CLOSING DATES

Auction No.	Date of Sale	Ex-Estate	Main Sale
03	18 th / 19 th January 2022	23/12/2021	23/12/2021
04	25 th / 26 th January 2022	06/01/2022	06/01/2022
05	31 ST Jan. / 01 ST Feb. 2022	13/01/2022	13/01/2022

PROMPT DATES

Auction No.	Buyers	Sellers
01	11/01/2022	12/01/2022
02	18/01/2022	19/01/2022
03	25/01/2022	26/01/2022



ORDER OF SALE (SALE NO. 01 – 04TH / 05TH JANUARY 2022)

Main Sale Order – 1 (Leafy / Semi Leafy / Tippy / Premium / 1A)

Mercantile Produce Brokers (Pvt) Ltd

Forbes & Walker Tea Brokers (Pvt) Ltd

Bartleet Produce Marketing (Pvt) Ltd

Eastern Brokers. Ltd.

Ceylon Tea Brokers PLC

JOHN KEELLS PLC

Asia Siyaka Commodities PLC.

Lanka Commodity Brokers Ltd

Main Sale Order – 2 (H & M / Off Grade / Dust)

JOHN KEELLS PLC

Eastern Brokers. Ltd.

Forbes & Walker Tea Brokers (Pvt) Ltd

Mercantile Produce Brokers (Pvt) Ltd

Lanka Commodity Brokers Ltd

Asia Siyaka Commodities PLC.

Bartleet Produce Marketing (Pvt) Ltd

Ceylon Tea Brokers PLC

Ex-Estate

Lanka Commodity Brokers Ltd

Ceylon Tea Brokers PLC

Mercantile Produce Brokers (Pvt) Ltd

JOHN KEELLS PLC

Asia Siyaka Commodities PLC.

Forbes & Walker Tea Brokers (Pvt) Ltd

Bartleet Produce Marketing (Pvt) Ltd

Eastern Brokers. Ltd.

[DB : HR / SG]



HOLIDAY NOTICES



We wish to inform all our valued Clients that our Head Office, Sample Room and Stores will be closed for business on the following days.

24th December 2021	Friday	Christmas Eve. * Sample Room & Stores will be opened during the 1st half.
25th December 2021	Saturday	Christmas Day.



HOLIDAY NOTICES



Please note that Ceylon Tea Plantations Exports (Pte) Ltd Office and Warehouse will be closed from 23rd December 2021 to 27th December 2021 (inclusive of both days) due to Christmas Holidays.

Dilmah Ceylon Tea Company PLC Stores will be closed from 24th December 2021 to 02nd January 2022 due to Christmas and New Year Holidays. The last date of the deliveries will be accepted on 23rd December 2021 and it will be re-opened and deliveries will be accepted from 03rd January 2022.

Please note that Malwatte Warehouse Complex will be closed during the following dates.
24th December 2021 - Friday
25th December 2021 - Christmas Day
26th December 2021 - Sunday
The warehouse will be re-opened for operations as usual from 27th December 2021 (Monday).





“

Life has no limitations, expect the ones you make.

— *Les brown*

”



*Merry Christmas
to all our readers!*