



TEA MARKET REPORT

JOHN KEELLS PLC

SALE NO.51 – 23RD DECEMBER 2024



ORDER OF SALE (SALE NO. 51 – 23RD DECEMBER 2024)

Main Sale Order – 1 (Leafy / Semi Leafy / Tippy / Premium / 1A)	Main Sale Order – 2 (H & M / Off Grade / Dust)	Ex-Estate
LANKA COMMODITY BROKERS LTD	CEYLON TEA BROKERS PLC	EASTERN BROKERS. LTD.
JOHN KEELLS PLC	EASTERN BROKERS. LTD.	MERCANTILE PRODUCE BROKERS (PVT) LTD
ASIA SIYAKA COMMODITIES PLC.	JOHN KEELLS PLC	LANKA COMMODITY BROKERS LTD
EASTERN BROKERS. LTD.	ASIA SIYAKA COMMODITIES PLC.	JOHN KEELLS PLC
CEYLON TEA BROKERS PLC	MERCANTILE PRODUCE BROKERS (PVT) LTD	ASIA SIYAKA COMMODITIES PLC.
FORBES & WALKER TEA BROKERS (PVT) LTD	FORBES & WALKER TEA BROKERS (PVT) LTD	BARTLEET PRODUCE MARKETING (PVT) LTD
BARTLEET PRODUCE MARKETING (PVT) LTD	BARTLEET PRODUCE MARKETING (PVT) LTD	FORBES & WALKER TEA BROKERS (PVT) LTD
MERCANTILE PRODUCE BROKERS (PVT) LTD	LANKA COMMODITY BROKERS LTD	CEYLON TEA BROKERS PLC



AUCTION DETAILS

Auction No.	51	
Dates	23 rd December 2024	
	No. of Lots	Qty – kg
Ex Estate	706	676,127
Main Sale Total	7,705	3,406,395
High & Medium	1,266	550,043
Low Grown - Leafy	1,561	551,320
Low Grown - Semi Leafy	979	397,906
Low Grown Tippy	1,617	745,900
Premium / Flowery	367	48,579
Off Grades	1,449	706,637
Dust	466	406,010
Grand Total	8,411	4,082,522
Reprints	45	22,659
Total No. of Lots Offered	8,411	
Total Quantity Offered (kg)	4,082,522	

PROMPT DATES

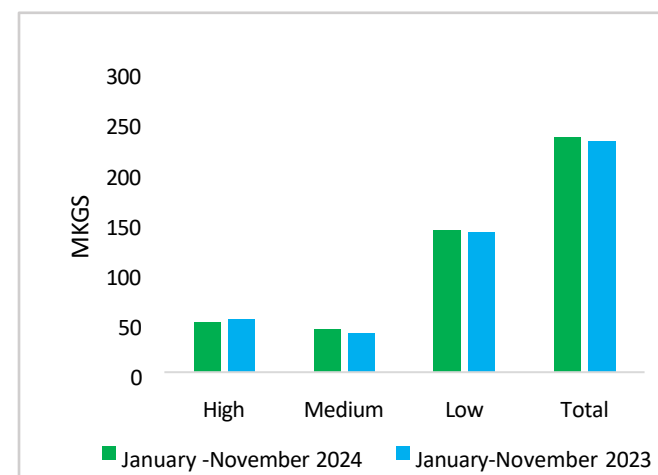
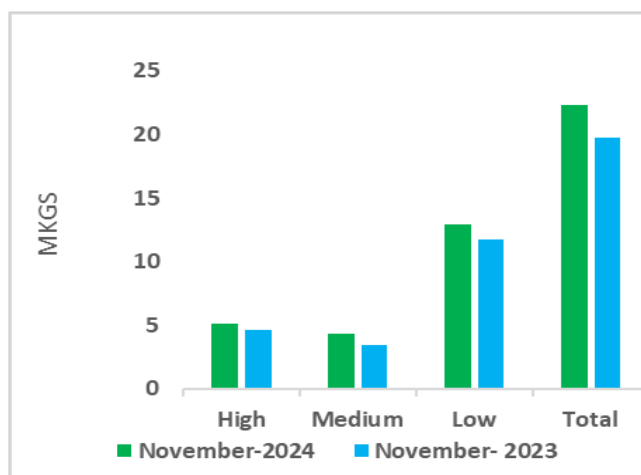
Auction No.	Buyers	Sellers
51	30/12/2024	31/12/2024

COMMENTS



Sri Lanka harvested a crop of 22Mkg during the month of November 2024 which is an increase of 13% when compared to the crop harvested in November 2023. The main contributor for the 22Mkg was from the Low Grown planting districts with 57.7%, followed by High Grown at 23% and the Medium Grown at 19.3%. When compared with the crop in November 2023, positive variances were recorded in the High Grown at 11% , Medium Grown at 25% and Low Grown at 10%.

Tea Production November 2024								
Black Tea Production According To Elevations								
Elevation	November (Kg)				January to Date (Kg)			
	2024	2023	Change	% Change	2024	2023	Change	% Change
High	5,127,791	4,630,411	497,380	11%	51,117,179	54,054,838	-2,937,659	-5.4%
Medium	4,296,832	3,449,223	847,609	25%	43,856,656	39,372,513	4,484,143	11.4%
Low	12,877,572	11,705,040	1,172,532	10%	145,044,790	142,852,299	2,192,491	1.5%
Total	22,302,194	19,784,674	2,517,520	13%	240,018,625	236,279,650	3,738,975	1.6%



COMMENTS – Cont'd.....



0.67Mkg of Ex- Estate teas on offer met with lower demand. Select Best Western High Grown BOPs declined substantially, the below best and plainer varieties were mostly easier. Select Best Western High Grown BOPFs were easier from last week's levels, the below best and plainer varieties declined. A large volume of BOP/ BOPFs remained unsold due to a lack of suitable bids. Nuwara Eliya BOPs maintained, the BOPFs mostly remained unsold. Uda Pussellawa BOPs barely maintained last levels, the BOPFs were easier. Uva BOPs / BOPFs declined from last levels. Low Grown CTC BP1s were irregularly dearer, there were hardly any High and Medium sorts on offer. Low Grown CTC PF1s were tending easier on last levels, the High and Medium sorts too were irregularly easier.

The 1.7Mkg of Low Grown teas on offer met with fair demand. In the Leafy segment, Well-made OPs/OPAs were firm, others met with fair demand. All OP1s met with good interest . BOP1s were irregularly lower. PEKOE/ PEOKOE1s were firm to easier. In the Small Leaf segment, FBOPs sold at last levels. FF1s were firm on last. The BOPF.SP, BOPF, BOP.SP and BOPs met with fair demand. FF varieties were firm on last levels . Premium flowery teas met with good demand.

Turkey, Russia and the C.I.S countries lent fair support. Libya and Iraq were active.





MARKET DESCRIPTION

Western Teas

Select Best Western High Grown BOPs declined by Rs.50/- to Rs.100/- and more, the below best and plainer varieties were mostly easier and declined by Rs.20/- to Rs.50/-. Select Best Western High Grown BOPFs were irregularly easier and declined Rs.50/- to Rs.100/-, the below best and plainer varieties too declined by Rs.50/- to Rs.80/-. Medium BOPs were firm to Rs.50/- easier, the BOPFs too were easier by a similar margin.

Nuwara Eliya Teas

BOPs maintained, BOPFs mostly remained unsold.

Uva Teas

Uva BOPs declined Rs.50/- to Rs.80/-, the BOPFs too followed a similar trend. Uda Pussellawa BOPs barely maintained on last levels, the BOPFs were easier by Rs.50/- and more.

CTC Teas

Low Grown CTC BP1s were irregularly dearer, there were hardly any High and Medium BP1s on offer. Low Grown CTC PF1s were tending easier, the High and Medium sorts too were irregularly easier.

QUOTATIONS

	BOP – RS.	BOPF – RS.
Good Westerns	1200 – 1300	1320 – 1550
Average Westerns	1080 – 1180	1180 – 1280
Plainer Westerns	940 – 1060	1060 – 1160
Western Mediums	730 – 1500	790 – 1160
Uva Teas	1020 – 1200	1060 – 1160
Nuwara Eliya Teas	1380	NQ
Uda Pussellawa Teas	980 – 1060	960 – 1180
CTC (BP1 and PF1)	720 – 1500	720 – 1380





MARKET DESCRIPTION

Low Grown

Select best OP1s met with fair demand, best types were irregular, bolder types along with the secondaries were firm to dearer. Well twisted OPs met with fair demand, others too met with improved interest. Select best and best OPAs were firm on last, rest gained irregularly. All BOP1s were firm. Well-made Pekoes were firm, others along with the bolder types were easier. Shotty Pekoe1s were firm, others met with irregular demand.

All BOPs were firm. BOP.SP.s and BOPF.SP.s were firm to easier. BOPFs met with lower demand. All FBOPF1s were firm. Better twisted FBOPs were firm to selectively dearer and bolder types were firm. Tippy FBOPF varieties were firm, others met with fair demand. Premium Flowery teas met with good demand.

Off Grades

Select best and best Fgs1s were lower by Rs.50/- to Rs.100/-, below best and poorer sorts depreciated by Rs.40/- to Rs.50/-. Select best and best BM.s were firm on last levels, below best and poorer sorts were dearer by Rs.10/- to Rs.20/-. Select best and best BP.s maintained on last levels, below best and poorer varieties were lower by Rs.20/- to Rs.40/-. Select best BOP1As were higher by Rs.50/- to Rs.100/-, best types were lower by Rs.20/- to Rs.40/-, below best types were higher by Rs.20/- to Rs.40/-, whilst poorer types were lower by Rs.50/- to Rs.80/-.

Dust

Select best and best Dust1s declined by Rs.40/- to Rs.50/-, below best and poorer types declined by Rs.20/- to Rs.40/- and more. All CTCs declined by Rs.40/- to Rs.50/-. Low Grown Dust / Dust1s were firm.



QUOTATIONS

	Select Best	Best	Below Best	Others
LIQUORING				
DUST-1	1260.00 - 2900.00	1180.00 - 1250.00	1000.00 - 1170.00	720.00 - 990.00
OFF GRADES				
FGS1	960.00 - 1040.00	900.00 - 950.00	790.00 - 890.00	650.00 - 780.00
FGS	820.00 - 940.00	750.00 - 810.00	650.00 - 740.00	600.00 - 640.00
LOW GROWNS				
FBOPF / FFSP / FFEXSP	4200.00 - 5100.00	3500.00 - 4000.00	2800.00 - 3000.00	1000.00 - 1200.00
BOP	1600.00 - 1650.00	1350.00 - 1450.00	1200.00 - 1300.00	900.00 - 1000.00
BOPSP	1450.00 - 1500.00	1300.00 - 1400.00	1100.00 - 1200.00	1000.00 - 1050.00
BOPF	1300.00 - 1400.00	900.00 - 1000.00	850.00 - 900.00	670.00 - 750.00
FBOPF1	1600.00 - 1750.00	1500.00 - 1600.00	1300.00 - 1350.00	950.00 - 1000.00
FBOP	2300.00 - 2500.00	1600.00 - 1650.00	1350.00 - 1400.00	950.00 - 1000.00
BOP1	2350.00 - 2700.00	1950.00 - 2300.00	1300.00 - 1700.00	800.00 - 1280.00
OP1	2950.00 - 3200.00	2600.00 - 2900.00	1400.00 - 2100.00	900.00 - 1380.00
OP	1600.00 - 1700.00	1460.00 - 1550.00	1280.00 - 1440.00	900.00 - 1260.00
OPA	1500.00 - 1800.00	1340.00 - 1480.00	1260.00 - 1320.00	900.00 - 1240.00
PEKOE	1480.00 - 2300.00	1300.00 - 1460.00	1200.00 - 1280.00	800.00 - 1180.00
PEKOE1	1550.00 - 2150.00	1380.00 - 1500.00	1240.00 - 1360.00	800.00 - 1220.00
DUST / DUST1	960.00 - 1340.00	810.00 - 950.00	730.00 - 800.00	600.00 - 720.00



EXCHANGE RATES



The average rates currencies quoted on 23RD December 2024 at 9.30 a.m. by Commercial Banks in Colombo for Telegraphic Transfers (TT).

CURRENCY	BUY RATE	SELL RATE
USD	289.73	298.52
EURO	300.78	313.38
GBP	363.16	377.32



- **Top Prices**
- **Colombo Auction Averages**
- **All Brokers Private Sale Figures**



TOP PRICES (SALE NO. 51 – 23RD DECEMBER 2024)



WESTERN HIGH			
BOP		Cymru	1380.00
BOPSP		Holyrood	1480.00
		Wattegodde	1480.00
BOPF/BOPFSP		Alton	1550.00
FBOP/FBOP1		Bambrakelly	1550.00
FBOPF/FBOPF1		Cymru	1400.00
BOP1		Inverness	1550.00
OP/OPA		Inverness	1200.00
		Bambrakelly	1200.00
OP1	*	Inverness	1600.00
PEKOE/PEKOE1		Bogahawatte	1500.00

UVA HIGH			
BOP	*	Pitaratmalie	1200.00
BOPSP		Ranaya	1240.00
BOPF/BOPFSP		Battawatte	1180.00
FBOP/FBOP1		Uvakellie	1600.00
FBOPF/FBOPF1		Gonamotawa	1420.00
BOP1		Uvakellie	1550.00
OP/OPA		Craig	1280.00
OP1		Craig	1420.00
PEKOE/PEKOE1		Craig	1500.00

NUWARA ELIYA			
BOP	*	Lovers Leap	1380.00
		Mahagastotte	1380.00
BOPSP		-	
BOPF/BOPFSP		-	
FBOP/FBOP1		Kenmare	1220.00
OP/OPA		-	
PEKOE/PEKOE1	*	Lovers Leap	1220.00
		Court Lodge	1220.00
		Kenmare	1220.00

WESTERN MEDIUM			
BOP		Dartry Valley	1600.00
BOPSP	*	Kenilworth	1440.00
BOPF/BOPFSP		Vellai Oya	1160.00
FBOP/FBOP1		Harangalla	1750.00
FBOPF/FBOPF1		Ancoombra	1650.00
BOP1		Green Wood	1750.00
OP/OPA		Meezan	1360.00
OP1	*	Kenilworth	1550.00
		Harangalla	1550.00
PEKOE/PEKOE1		Uplands	1650.00

UVA MEDIUM			
BOP		Tinioya	1300.00
BOPSP		Blossoms Uva Tea	1380.00
BOPF/BOPFSP		Dickwella	1420.00
FBOP/FBOP1		Roseland Uva	1750.00
FBOPF/FBOPF1		Roseland Uva	1480.00
BOP1		Roseland Uva	1900.00
OP/OPA		Aruna Keppetipola	1240.00
OP1		Dickwella	1500.00
PEKOE/PEKOE1		Aruna Passara	1550.00
		Aruna Keppetipola	1550.00

CTC LOW			
PF1		Kalubowitiyana CTC	1380.00
BP1		Cecilayan CTC	1500.00
BPS		Danwatta CTC	690.00
OF		-	

UDA PUSSELLAWA			
BOP		Luckyland	1060.00
BOPSP		Kirklees	1060.00
BOPF/BOPFSP		Luckyland	1140.00
		Kirklees	1140.00
FBOP/FBOP1		Gonapitiya	1480.00
		Delmar	1480.00
FBOPF/FBOPF1		Delmar	1400.00
BOP1		Maha Uva	1160.00
OP/OPA		Alma	1300.00
OP1		Delmar	1320.00
PEKOE/PEKOE1		Alma	1600.00

CTC HIGH			
PF1		Dunsinane CTC	1260.00
BP1		-	
BPS	*	Ulugedara CTC	1080.00
OF		-	

CTC MEDIUM			
PF1		Strathdon CTC	1040.00
BP1	*	Donside CTC	800.00
BPS		Ancoombra CTC	710.00
OF		-	





TOP PRICES (SALE NO. 51 – 23RD DECEMBER 2024)

LOW			
BOP		Mulatiyana Hills	1750.00
BOPSP		New Spring View	1600.00
BOPF		Sithaka	1650.00
BOPFSP		Rajjuruwatta Super	1650.00
FBOP		Sithaka	2600.00
FBOP1		Wattahena	2100.00
FBOPF		New Laksakanda	2200.00
FBOPF1		Sithaka	1900.00
		Sithaka	1850.00
	*	Lumbini	1750.00
BOP1	*	Kiruwana ganga	2700.00
OP1		Lumbini	3200.00
		Makandura	3200.00
		Mulatiyana Hills	3200.00
		New Batuwangala	3200.00
		Pothotuwa	3200.00
OP		Miriswatte	1700.00
	*	Berubeula	1600.00
OPA		Green Lanka	1800.00
		Liyonta	1800.00
PEKOE		Lions	2300.00
PEKOE1		Andaradeniya Super	2150.00
		Mulatiyana Hills	2150.00

PREMIUM			
FBOPFSP		New Deniyaya	4100.00
FBOPFEXSP		Sithaka	4900.00
		New Sunils	4900.00
FBOPFEXSP1		Greenwin Super	5100.00

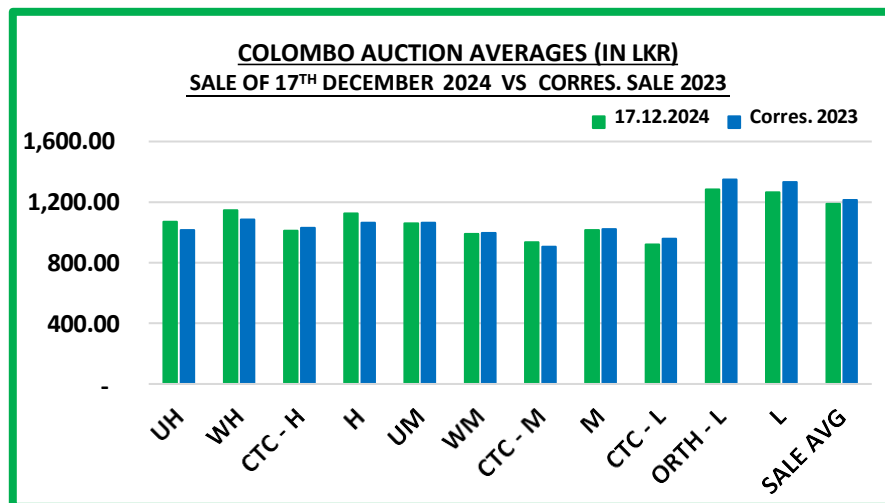
DUST			
DUST1	+	Great Western	2900.00
P.DUST	*	Hingalgoda CTC	1380.00
		Ceciliyan CTC	1380.00

OFF GRADES			
FNGS/FNGS1		Stonycliff	1040.00
		Chandrika Estate	1040.00
PFNGS		Liyonta CTC	1040.00
BM	*	Arbour Valley	1000.00
	*	Morawakkorale	980.00
BP		Chandrika Estate	1320.00
BOP1A		Chandrika Estate	1460.00

**** MORE THAN ONE TOP PRICE OBTAINED**
*** TEAS SOLD BY JOHN KEELLS PLC**
+ ALL TIME RECORD PRICE
++ ALL TIME RECORD PRICE EQUALED



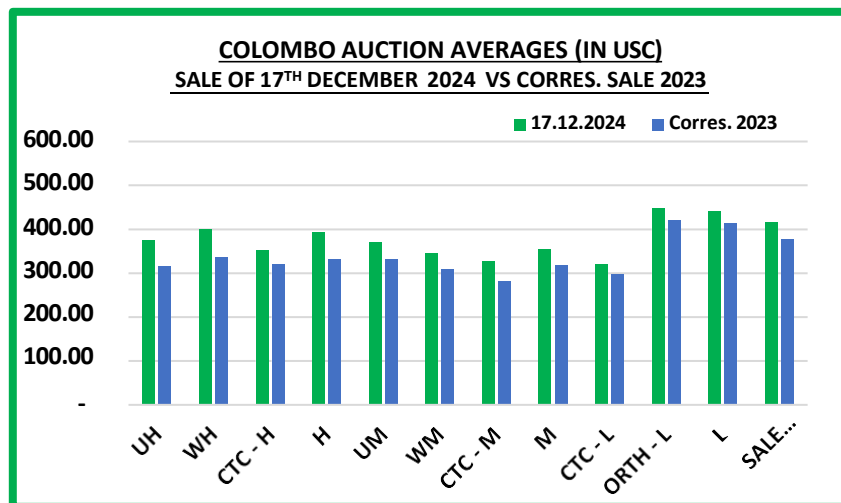
COLOMBO AUCTION AVERAGES



	Sale of 11/12/2024 In LKR	Sale of 17/12/2024 In LKR	Corres. 2023 In LKR
Uva High Grown	1094.24	1071.37	1014.93
Western High Grown	1166.39	1146.21	1085.72
CTC High Grown	1084.92	1011.89	1030.62
Summary of High Grown	1144.22	1124.42	1064.00
Uva Medium Grown	1096.67	1059.92	1064.98
Western Medium Grown	1017.91	989.47	995.84
CTC Medium Grown	977.47	934.79	906.32
Summary of Medium Grown	1044.98	1015.21	1020.86
CTC Low Grown	952.20	919.69	959.18
Orthodox Low Grown	1308.32	1284.06	1349.51
Summary of Low Grown	1293.12	1264.48	1331.32
TOTAL SALE AVERAGE	1218.16	1188.02	1214.89



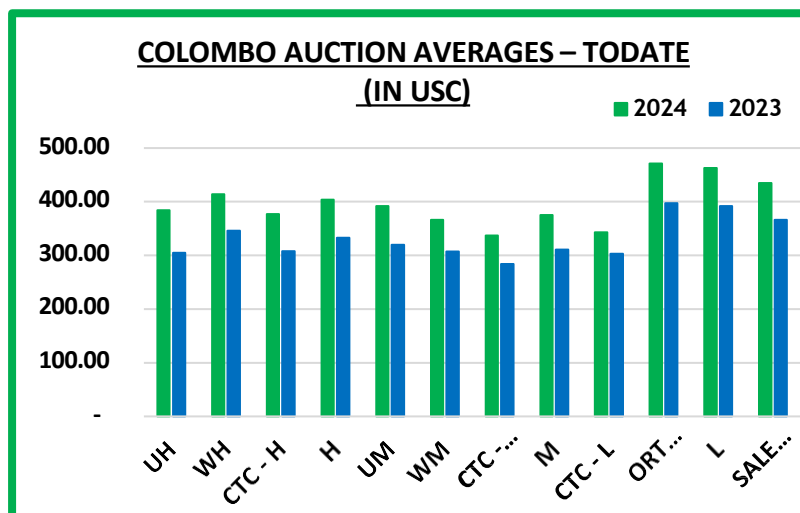
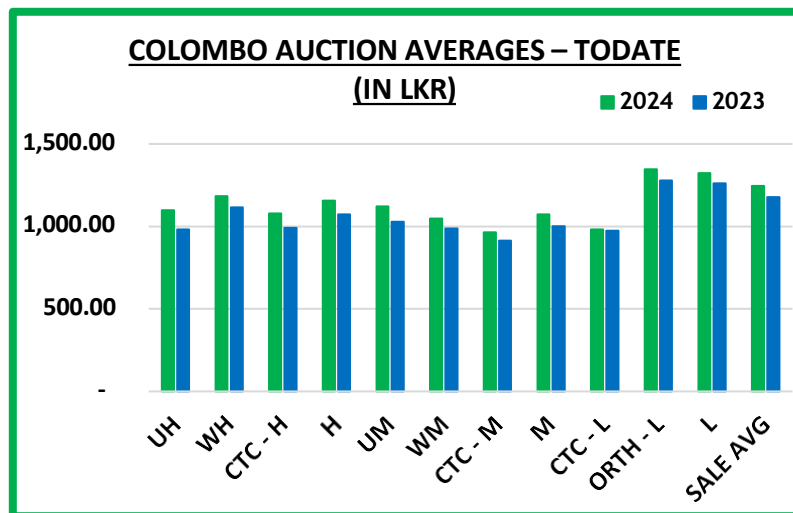
COLOMBO AUCTION AVERAGES



	Sale of 11/12/2024 In USC	Sale of 17/12/2024 In USC	Corres. 2023 In USC
Uva High Grown	383	374	315
Western High Grown	408	400	337
CTC High Grown	379	353	320
Summary of High Grown	400	393	331
Uva Medium Grown	383	370	331
Western Medium Grown	356	345	309
CTC Medium Grown	342	326	282
Summary of Medium Grown	365	354	317
CTC Low Grown	333	321	298
Orthodox Low Grown	457	448	419
Summary of Low Grown	452	441	414
TOTAL SALE AVERAGE	426	415	378



COLOMBO AUCTION AVERAGES



January to Date (Sale No.50)	2024 LKR	2023 LKR	2024 USC	2023 USC
Uva High Grown	1097.36	982.21	384	305
Western High Grown	1184.20	1114.70	414	346
CTC High Grown	1078.94	992.10	377	308
Summary of High Grown	1156.34	1072.86	404	333
Uva Medium Grown	1120.88	1028.12	392	320
Western Medium Grown	1048.55	988.43	366	307
CTC Medium Grown	965.31	913.59	337	284
Summary of Medium Grown	1072.05	1000.97	375	311
CTC Low Grown	981.17	973.81	343	303
Orthodox Low Grown	1346.45	1278.53	471	397
Summary of Low Grown	1323.85	1261.15	463	392
TOTAL SALE AVERAGE	1245.54	1177.68	435	366



COLOMBO AUCTION AVERAGES

FROM 01 ST TO 17 TH DECEMBER 2024	LKR
Uva High Grown	1093.18
Western High Grown	1172.42
Summary of High Grown	1148.09
Uva Medium Grown	1085.90
Western Medium Grown	1003.64
Summary of Medium Grown	1030.91
Summary of Low Grown	1258.74
TOTAL SALE AVERAGE	1193.18



ALL BROKERS PRIVATE SALE FIGURES (FOR THE PERIOD – 16TH TO 21ST DECEMBER 2024)

	WEEKLY	TODATE
High & Medium	101,361.00	3,879,415.15
Low	9,907.00	849,093.65
Green Tea	40,911.00	1,897,863.00
Organic Tea	8,969.00	407,068.00
BMF	59,812.00	2,177,133.00
Direct Sales	-	-
Forward Contract	116,760.00	2,693,516.00





- **Crop and Weather**
- **Crop Figures**
- **Tea News**
- **Tea Sale Arrangements**
- **Holiday Notices**

CROP AND WEATHER - FOR THE PERIOD OF – 16TH TO 22ND DECEMBER 2024



Western

Bright weather was recorded throughout the week in the Agarapatana district, whilst bright weather with occasional rainfall was reported in Dickoya and Talawakelle.



Nuwara Eliya

Nuwara Eliya and Kandapola districts recorded bright weather with occasional showers.



Uva

Bright weather with occasional rainfall was reported in Badulla, Haputale and Lunugala districts.



Low Grown

Deniyaya, Rathnapura and Galle districts recorded bright weather with occasional evening showers.



Crop

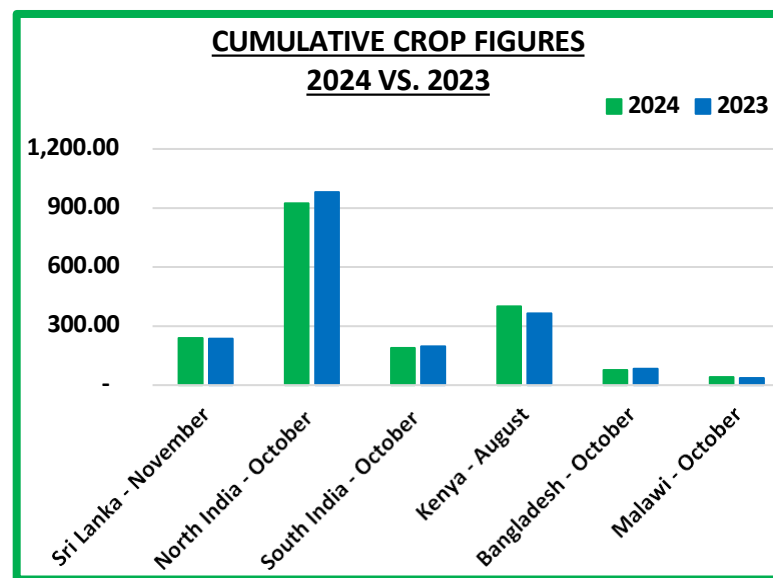
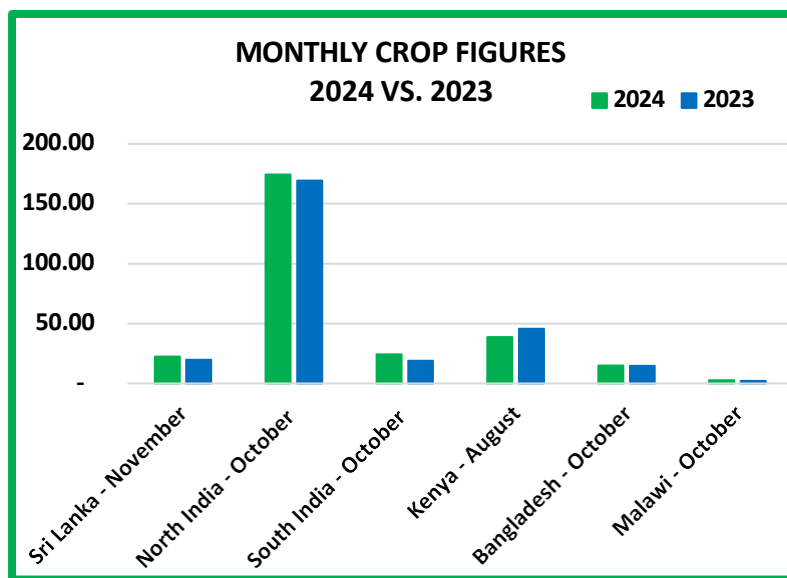
Crop intake is moderate.



CROP FIGURES OF MAJOR PRODUCING & EXPORTING COUNTRIES

Country	Month	2024	2023	Cumulative + Inc. / Dec.	Cumulative	2024	2023	Cumulative + Inc. / Dec.
Sri Lanka	November	22.30	19.78	+ 2.52	Upto November	240.01	236.27	+ 3.74
North India	October	174.38 (E)	169.25	+ 5.13	Upto October	923.44(E)	981.32	- 57.88
South India	October	24.22 (E)	19.01	+ 5.21	Upto October	188.67(E)	197.18	- 8.51
Kenya	August	38.62	45.57	- 6.95	Upto August	400.54	363.91	+ 36.63
Bangladesh	October	14.92	14.59	+ 0.33	Upto October	76.67	83.58	- 9.91
Malawi	October	2.60	2.11	+ 0.49	Upto October	41.54	36.66	+ 4.88

(E) - Estimated





SRI LANKA TEA CROP

We give below the Sri Lanka Tea Crop for the month of November 2024 together with January / November 2024, and the corresponding figures for 2023.

	NOVEMBER		JANUARY – NOVEMBER	
	2024	2023	2024	2023
ORTHODOX				
High Grown	4,550,745	4,088,410	45,319,731	48,061,603
Medium Grown	3,470,515	2,859,516	35,860,242	31,795,882
Low Grown	11,988,043	10,923,890	135,051,713	133,539,708
TOTAL	20,009,303	17,871,815	216,231,686	213,397,193
CTC				
High Grown	462,680	432,258	4,660,169	4,882,454
Medium Grown	737,768	507,208	7,067,961	6,593,936
Low Grown	888,828	780,238	9,987,674	9,303,292
TOTAL	2,089,275	1,719,704	21,715,804	20,779,681
TOTAL BLACK PRODUCTION				
High Grown	5,013,425	4,520,668	49,979,900	52,944,057
Medium Grown	4,208,283	3,366,724	42,928,202	38,389,818
Low Grown	12,876,870	11,704,128	145,039,387	142,843,000
TOTAL	22,098,579	19,591,519	237,947,490	234,176,874
GREEN TEA				
High Grown	114,366	109,743	1,137,279	1,110,781
Medium Grown	88,549	82,499	928,454	982,696
Low Grown	701	913	5,403	9,299
TOTAL	203,616	193,155	2,071,136	2,102,775
TOTAL PRODUCTION				
High Grown	5,127,791	4,630,411	51,117,179	54,054,838
Medium Grown	4,296,832	3,449,223	43,856,656	39,372,513
Low Grown	12,877,572	11,705,040	145,044,790	142,852,299
TOTAL	22,302,194	19,784,674	240,018,625	236,279,650



SOURCE : SRI LANKA TEA BOARD

SRI LANKA TEA CROP - Continued;



Tea Production November 2024								
Black Tea Production According To Elevations								
Elevation	November (Kg)				January to Date (Kg)			
	2024	2023	Change	% Change	2024	2023	Change	% Change
High	5,127,791	4,630,411	497,380	11%	51,117,179	54,054,838	-2,937,659	-5.43%
Medium	4,296,832	3,449,223	847,609	25%	43,856,656	39,372,513	4,484,143	11.39%
Low	12,877,572	11,705,040	1,172,532	10%	145,044,790	142,852,299	2,192,491	1.53%
Total	22,302,194	19,784,674	2,517,520	13%	240,018,625	236,279,650	3,738,975	1.58%
Tea Production According To Categories								
Production	November (Kg)				January to Date (Kg)			
	2024	2023	Change	% Change	2024	2023	Change	% Change
ORTHODOX	20,009,303	17,871,815	2,137,488	12%	216,231,686	213,397,193	2,834,493	1.33%
CTC	2,089,275	1,719,704	369,571	21%	21,715,804	20,779,681	936,123	4.50%
GREEN TEA	203,616	193,155	10,461	5%	2,071,136	2,102,775	-31,639	-1.50%
Total	22,302,194	19,784,674	2,517,520	13%	240,018,625	236,279,650	3,738,975	1.58%



SOURCE : SRI LANKA TEA BOARD

TEA NEWS AROUND THE GLOBE



CHITTAGONG MARKET

SALE NO. 33 – 23RD DECEMBER 2024

CTC LEAF: 57,714 packages of tea on offer continued to meet with a fair demand.

BROKENs: Good liquoring Brokenes were a fairly good market with larger varieties depreciating further with fair withdrawals. Other Brokenes were only a fair market and eased by Tk.5/- to Tk.10/- per kg. BLF teas met with less demand but where sold, prices were slightly higher than last.

FANNINGS: Good liquoring Fannings met with a fairly good demand but once again were easier compared to last. Mediums and plainer varieties were a fair market but here again there was a fair decline in prices over last. BLF teas met with less demand but where sold, prices were slightly higher than last.

DUST: 11,381 packages of tea on offer met with a good demand. Good liquoring Dusts sold well at easier rates. Their Mediums met with a good demand and sold at a drop of Tk.5/- to Tk.10/- closely following quality. Plain/BLF Dusts were a good market and saw a little less withdrawals compared to last. Blenders lent good support with fair interest from the Loose tea buyers.

COMMENTS: Like the previous week, offerings continued to show a decline in quality and buyers strictly followed quality. As a result, there was less competition and prices eased across the board. Withdrawals were similar to last. Blenders were quite active but Loose tea buyers continued to show less interest.

Dusts were an easier market.

Our Catalogue: (Sale 33) Avg : Tk 202.32, Sold 62.58% , (Sale 32) Avg : Tk 213.90, Sold 60.15%.

Quotations – This Week – (In Taka)

Brokenes	This Week	Last Week	Fannings	This week	Last Week	Dust	This week	Last Week
Best	220-230	225-230	Best	225-235	225-235	PD	200-293	180-300
Good	210-215	215-220	Good	210-215	215-220	RD	160-290	185-280
Medium	190-200	195-205	Medium	190-200	195-205	D	170-274	195-275
Plain	160-175	170-180	Plain	160-175	170-180	CD	182-272	215-284
BLF	160-165	160-162	BLF	160-165	160-162	BLF	160-229	NIL

Exchange Rates 23rd December 2024 Sterling Pound 148.4143 Dollar: Tk. 119.0000

SOURCE : NATIONAL BROKERS LTD



TEA NEWS AROUND THE GLOBE



SILIGURI MARKET

SALE NO. 51 – 20TH DECEMBER 2024

1. MARKET DESCRIPTION :

- DEMAND - GOOD FOR DUST AND FAIR FOR LEAF.
- PRICES EASED FURTHER, MORE SO IN THE LEAF CATEGORY.
- ALL SECTIONS OPERATED.
- A NOTICEABLE INCREASE IN PERCENTAGE SEEN THIS WEEK FOR PRICE RANGE BELOW RS. 140, WHEN COMPARED TO LAST WEEK.

2. TOTAL AUCTION WEIGHTED AVERAGE (₹)

	2024-25			2023-24			UPTO SALE - 51		
	SALE - 51	SALE - 50	+/-	SALE - 51	SALE - 50	+/-	2024-25	2023-24	2022-23
LEAF	162.48	172.81	-10.33	155.08	157.84	-2.76	204.55	168.76	183.00
DUST	175.84	183.28	-7.44	144.25	148.79	-4.54	206.12	163.00	179.78
TOTAL	163.68	173.77	-10.09	153.84	156.82	-2.98	204.74	168.11	182.64

SOURCE: PARCON INDIA PVT LTD

GUWAHATI MARKET

SALE NO. 51 – 21ST DECEMBER 2024

1. MARKET DESCRIPTION :

- DEMAND- WEAK FOR LEAF AND FAIR FOR DUST.
- LEVELS FOR ALL CATEGORIES OF TEAS, BOTH IN THE LEAF AND DUST SEGMENT TENDED IRREGULARLY EASIER AND WITNESSED HIGH WITHDRAWALS.
- CLEANER TYPE AND LIQUORING SECONDARIES WERE READILY ABSORBED.
- PERCENTAGE OF TEAS SOLD BETWEEN RS.100/ TO 140/- THIS WEEK WAS 15.7 AS AGAINST 3.3 WHEN COMPARED TO THE PREVIOUS WEEK.
- HUL LENT GOOD SUPPORT. TCPL & EXPORTERS OPERATED. THE DOMESTIC BUYERS & PACKERS WERE SELECTIVE IN THEIR OPERATION.

2. TOTAL AUCTION WEIGHTED AVERAGE (₹)

	2024-25			2023-24			UPTO SALE - 51		
	SALE - 51	SALE - 50	+/-	SALE - 51	SALE - 50	+/-	2024-25	2023-24	2022-23
LEAF	173.49	188.16	-14.67	159.04	163.51	-4.47	244.07	196.70	196.33
DUST	185.52	198.87	-13.35	155.87	165.07	-9.20	241.60	191.00	199.03
TOTAL	176.96	191.26	-14.30	158.28	163.88	-5.60	243.24	195.10	197.08

SOURCE: PARCON INDIA PVT LTD



TEA NEWS AROUND THE GLOBE



KOLKATA ORTHODOX / CTC MARKET

SALE NO. 51 - 20th DECEMBER 2024

1. MARKET DESCRIPTION :

- GOOD DEMAND.
- CLEANER SORTS WERE READILY ABSORBED AT LAST LEVELS, WITH PRIMARY WHOLE LEAF APPRECIATING AT TIMES.
- MEDIUM VARIETIES WERE IRREGULAR AROUND LAST WITH THE BROWNER TEAS TENDING EASIER FOLLOWING QUALITY.
- FANNINGS AND SECONDARIES SAW USEFUL ENQUIRY AND GENERALLY MAINTAINED LEVELS.
- EXPORTERS TO THE MIDDLE EAST AND CIS OPERATED WITH SELECTIVE ENQUIRY FROM HUL.

2. TOTAL AUCTION WEIGHTED AVERAGE (₹)

	WHOLE LEAF		BROKENS		FANNINGS
	1ST LINE	2ND LINE	LARGER	SMALLER	LEAFY
BEST	430-470+	370-400+	320-340+	310-340+	200-240+
GOOD	360-410+	330-370+	280-320	260-300+	170-200
MEDIUM	290-330+	250-300+	220-260+	200-250+	140-170

1. MARKET DESCRIPTION :

- DEMAND - FAIR FOR BOTH LEAF AND DUST.
- LEVELS FOR ALL ASSAMS CONTINUED TO EASE FOLLOWING THE DROP IN QUALITY AND WITNESSED FAIR OUTLOTS PARTICULARLY FOR THE BPS GRADE. THOUGH ENQUIRY FOR DOOARS ESTATE AND BOUGHT LEAF WAS GOOD, PRICES DROPPED.
- DUSTS EASED WITH A HIGHER OUTLOT% WHEN COMPARED TO LAST WEEK.
- RE-PRINTED INVOICES WERE READILY ABSORBED MORE SO FOR THE PREMIUM VARIETIES.
- MAJOR BLENDERS WERE THE MAINSTAY WITH SOME SUPPORT FROM WESTERN INDIA AND LOCAL BUYERS. EXPORTERS SELECTIVE.

2. TOTAL AUCTION WEIGHTED AVERAGE (₹)

	2024-25			2023-24			UPTO SALE - 51		
	SALE - 51	SALE - 50	+/-	SALE - 51	SALE - 50	+/-	2024-25	2023-24	2022-23
LEAF	191.12	198.64	-7.52	176.27	185.06	-8.79	253.31	213.46	220.82
DUST	206.86	231.06	-24.20	180.43	194.39	-13.96	281.90	222.46	243.03
TOTAL	195.88	207.80	-11.92	177.48	188.10	-10.62	263.84	216.21	227.07



SOURCE: PARCON INDIA PVT LTD

UPCOMING AUCTION DETAILS

Auction No.	02		01	
Dates	15 th January 2025		07 th / 08 th January 2025	
	No. of Lots	Qty – kg	No. of Lots	Qty – kg
Ex-Estate	783	742,022	831	795,629
Main Sale Total	7,662	3,411,056	11,314	5,210,137
High & Medium	955	422,987	1,833	815,320
Low Grown – Leafy	1,633	583,809	1,946	715,245
Low Grown – Semi Leafy	1,383	571,255	1,804	753,783
Low Grown Tippy	1,322	619,036	2,063	977,405
Premium / Flowery	327	45,258	390	54,705
Off Grades	1,613	802,913	2,646	1,350,449
Dust	429	365,798	632	543,230
Grand Total	8,445	4,153,078	12,145	6,005,766
Reprints	51	31,187	1,038	543,755
Total No. of Lots on Offer	8,445		12,145	
Total Quantity on Offer (kg)	4,153,078		6,005,766	



SCHEDULED CLOSING DATES

Auction No.	Date of Sale	Ex-Estate	Main Sale
03	21 st / 22 nd January 2025	02/01/2025	02/01/2025
04	28 th / 29 th January 2025	09/01/2025	09/01/2025
05	03 rd / 05 th February 2025	17/01/2025	17/01/2025

PROMPT DATES

Auction No.	Buyers	Sellers
01	15/01/2025	16/01/2025
02	21/01/2025	22/01/2025
03	28/01/2025	29/01/2025



ORDER OF SALE (SALE NO. 01 – 07TH / 08TH JANUARY 2025)

Main Sale Order – 1 (Leafy / Semi Leafy / Tippy / Premium / 1A)	Main Sale Order – 2 (H & M / Off Grade / Dust)	Ex-Estate
JOHN KEELLS PLC	JOHN KEELLS PLC	MERCANTILE PRODUCE BROKERS (PVT) LTD
ASIA SIYAKA COMMODITIES PLC.	EASTERN BROKERS. LTD.	LANKA COMMODITY BROKERS LTD
CEYLON TEA BROKERS PLC	FORBES & WALKER TEA BROKERS (PVT) LTD	JOHN KEELLS PLC
FORBES & WALKER TEA BROKERS (PVT) LTD	MERCANTILE PRODUCE BROKERS (PVT) LTD	ASIA SIYAKA COMMODITIES PLC.
EASTERN BROKERS. LTD.	LANKA COMMODITY BROKERS LTD	BARTLEET PRODUCE MARKETING (PVT) LTD
BARTLEET PRODUCE MARKETING (PVT) LTD	ASIA SIYAKA COMMODITIES PLC.	FORBES & WALKER TEA BROKERS (PVT) LTD
MERCANTILE PRODUCE BROKERS (PVT) LTD	BARTLEET PRODUCE MARKETING (PVT) LTD	CEYLON TEA BROKERS PLC
LANKA COMMODITY BROKERS LTD	CEYLON TEA BROKERS PLC	EASTERN BROKERS. LTD.

[RR : HR / SG]



TEA SALE ARRANGEMENTS



COLOMBO TEA TRADERS' ASSOCIATION

C/o. THE CEYLON CHAMBER OF COMMERCE, P.O.Box 274, No. 50, NAVAM MAWATHA, COLOMBO 02.

Telephone: 5588849; Facsimile: 2449352; E-Mail ; hemaratne@chamber.lk

CIRCULAR NO. 46 OF 2024

DECEMBER 05, 2024

TEA SALE ARRANGEMENTS FOR 01ST QUARTER 2025 – JANUARY / FEBRUARY / MARCH

Sale No.	Date of Sale		Catalogue Closing Dates		Prompt Dates		10% Payment	E-Platform Levy Prompt Dates	
			Ex-Estate	Main Sale	Buyers	Sellers		Buyers	Sellers
JANUARY									
01	Tue/Wed	07 th 08 th	12/12/2024 4.30 pm		15.01.2025	16.01.2025	10.01.2025	15.01.2025	17.01.2025
02	Wed	15 th	19/12/2024 4.30 pm		21.01.2025	22.01.2025	20.01.2025	21.01.2025	23.01.2025
03	Tue/Wed	21 st / 22 nd	02/01/2025 4.30 pm		28.01.2025	29.01.2025	24.01.2025	28.01.2025	30.01.2025
04	Tue/Wed	28 th / 29 th	09/01/2025 4.30 pm		05.02.2025	06.02.2025	31.01.2025	05.02.2025	07.02.2025



TEA SALE ARRANGEMENTS – Continued,



Sale No.	Date of Sale		Catalogue Closing Dates		Prompt Dates		10% Payment	E-Platform Levy Prompt Dates	
			Ex-Estate	Main Sale	Buyers	Sellers		Buyers	Sellers
FEBRUARY									
05	Mon/Wed	03 rd / 05 th	17/01/2025 4.30 pm		10.02.2025	11.02.2025	07.02.2025	10.02.2025	13.02.2025
06	Mon/Tue	10 th / 11 th	23/01/2025 4.30 pm		18.02.2025	19.02.2025	14.02.2025	18.02.2025	20.02.2025
07	Tue/Wed	18 th / 19 th	30/01/2025 4.30 pm		25.02.2025	27.02.2025	21.02.2025	25.02.2025	28.02.2025
08	Tue/Wed	25 th / 26 th	06/02/2025 4.30 pm		04.03.2025	05.03.2025	28.02.2025	04.03.2025	06.03.2025
MARCH									
09	Tue/Wed	04 th / 05 th	13/02/2025 4.30 pm		11.03.2025	12.03.2025	07.03.2025	11.03.2025	14.03.2025
10	Mon/Tue	10 th / 11 th	20/02/2025 4.30 pm		17.03.2025	18.03.2025	14.03.2025	17.03.2025	19.03.2025
11	Tue/Wed	18 th / 19 th	27/02/2025 4.30 pm		25.03.2025	26.03.2025	21.03.2025	25.03.2025	27.03.2025
12	Tue/Wed	25 th / 26 th	06/03/2025 4.30 pm		01.04.2025	02.04.2025	28.03.2025	01.04.2025	03.04.2025



TEA SALE ARRANGEMENTS – Continued,



HOLIDAYS FOR 01 ST QUARTER OF 2025		
JANUARY		
01 st	Wednesday	New Year Day
13 th	Monday	Duruthu Full Moon Poya Day (P B M)
14 th	Tuesday	Tamil Thai Pongal Day (P B M)
FEBRUARY		
04 th	Tuesday	Independence Day (P B M)
12 th	Wednesday	Navam Full Moon Poya Day (P B M)
MARCH		
13 th	Thursday	Madin Full Moon Poya Day (P B M)
P - Public B - Bank M - Mercantile		

**THE OFFICE OF THE CTTA
THE COLOMBO TEA TRADERS' ASSOCIATION**



HOLIDAY NOTICE



We wish to inform all our valued Clients that our Head Office, Sample Room and Stores will be closed for business on the following days.

24th December 2024	Tuesday	Christmas Eve. (Half day) (Stores and Sample Room will be opened full day)
25th December 2024	Wednesday	Christmas Day
26th December 2024	Thursday	Boxing Day
01st January 2025	Wednesday	New Year Day (Stores and Sample Room will be opened from 07.30 am to 12.30 pm)



HOLIDAY NOTICES



Please note that Ceylon Tea Plantation Exports (Pte) Ltd. warehouse will be closed from 23rd of December (Monday) to 29th of December (Sunday) 2024 (inclusive of both days) in view of the Christmas holidays. Office and warehouse will be reopened 30th December 2024.

Therefore, please do not send any teas to CTPE warehouse during this period.

Please note that the Office and Warehouses of Bogawantalawa Tea Ceylon Pvt. Ltd. will be closed on the following dates:

- From 25th December 2024 to 29th December 2024 (both days inclusive)
- 01st January 2025

Please note that Malwatte Valley Plantations Warehouse Complex at Hendala, Wattala, will be closed from 24th December 2024 - noon to 26th December 2024.

Please note that Dilmah Ceylon Tea Company PLC. Warehouse will be closed from 25th December 2024 to 01st January 2025 due to Christmas and New Year Holidays.

Therefore, please do not send any teas to Dilmah Ceylon Tea Company PLC. warehouse during this period.





“

Coming together is a beginning, keeping together is progress, working together is success.

– *Henry Ford*

”



We wish all our readers a

Merry Christmas

and

Happy New Year!

