



TEA MARKET REPORT

JOHN KEELLS PLC

SALE NO.39 – 04TH / 05TH OCTOBER 2022

ORDER OF SALE (SALE NO. 39 – 04TH / 05TH OCTOBER 2022)

| Main Sale Order – 1 (Leafy / Semi Leafy / Tippy / Premium / 1A) | Main Sale Order – 2 (H & M / Off Grade / Dust) | Ex-Estate |
|--|---|---------------------------------------|
| Lanka Commodity Brokers Ltd | JOHN KEELLS PLC | Forbes & Walker Tea Brokers (Pvt) Ltd |
| JOHN KEELLS PLC | Eastern Brokers. Ltd. | Asia Siyaka Commodities PLC |
| Mercantile Produce Brokers (Pvt) Ltd | Ceylon Tea Brokers PLC | Eastern Brokers. Ltd. |
| Forbes & Walker Tea Brokers (Pvt) Ltd | Lanka Commodity Brokers Ltd | Mercantile Produce Brokers (Pvt) Ltd |
| Bartleet Produce Marketing (Pvt) Ltd | Bartleet Produce Marketing (Pvt) Ltd | JOHN KEELLS PLC |
| Eastern Brokers. Ltd. | Forbes & Walker Tea Brokers (Pvt) Ltd | Bartleet Produce Marketing (Pvt) Ltd |
| Ceylon Tea Brokers PLC | Mercantile Produce Brokers (Pvt) Ltd | Ceylon Tea Brokers PLC |
| Asia Siyaka Commodities PLC | Asia Siyaka Commodities PLC | Lanka Commodity Brokers Ltd |



AUCTION DETAILS

| Auction No. | 39 | |
|-----------------------------|--|-----------|
| Dates | 04 th / 05 th October 2022 | |
| | No. of Lots | Qty – kg |
| Ex Estate | 538 | 610,247 |
| Main Sale Total | 8,987 | 4,130,530 |
| High & Medium | 1,242 | 572,148 |
| Low Grown - Leafy | 1,758 | 669,596 |
| Low Grown - Semi Leafy | 1,168 | 480,112 |
| Low Grown Tippy | 1,860 | 907,332 |
| Premium / Flowery | 404 | 63,085 |
| Off Grades | 2,138 | 1,076,121 |
| Dust | 417 | 362,136 |
| Grand Total | 9,525 | 4,740,777 |
| Reprints | 493 | 245,110 |
| | | |
| Total No. of Lots Offered | 9,525 | |
| Total Quantity Offered (kg) | 4,740,777 | |

PROMPT DATES

| Auction No. | Buyers | Sellers |
|-------------|------------|------------|
| 39 | 11/10/2022 | 12/10/2022 |





COMMENTS

The Auction averages for the month of September 2022 recorded at Rs.1,599.49, is an increase of Rs.1,011.83 in comparison to September 2021, which was at Rs.587.66. When analyzing the respective elevations, the High Grown recorded an average of Rs.1,448.14 which is a positive variance of Rs.890.76 in comparison to Rs.557.38 in September 2021. Medium Grown too recorded a positive variance of Rs.832.33 with an average of Rs.1,336.96 when compared to Rs.504.63 in September 2021. Similarly, a positive variance of Rs.1,084.85 was also recorded in the Low Grown with an average of Rs.1,706.02 in comparison to Rs.621.17 in September 2021.

The 0.61Mkg of Ex estate teas on offer met with fair demand. Select Best Western High Grown BOPs were firm, the below best and plainer varieties too were firm to a little dearer at times. Select Best Western High Grown BOPFs were firm on last levels, the below best and plainer sorts too followed a similar trend. Nuwara Eliya BOPs were firm, the BOPFs were firm to dearer. Uda Pussellawa BOPs were irregular, the BOPFs were irregular following quality. UVA BOPs /BOPFs were firm on last levels. Low grown CTC BP1s were firm, the High and Medium sorts were barely steady. Low Grown CTC PF1s were firm, however the High and Medium sorts were irregularly easier.

The 2.1Mkg of Low Grown teas which were on offer met with lower demand. In the Leafy segment, OP/OPA shed a few rupees. Select best OP1s were substantially lower, others too were lower. In the Semi Leafy segment, BOP1s were lower. Pekoe varieties were firm to lower, Pekoe1s were mainly firm. In the Small Leaf segment, FBOPs were lower to last. FBOPF varieties continued with lower demand. Better FBOPF1s declined, others were firm. BOPF.SP, BOPF, BOP.SP and BOPs were firm. All Premium Flowery teas were lower.

Russia, Iran and the C.I.S countries lent fair support, Turkey was selective. Libya and Iraq were active.

ALL TIME RECORD PRICE OBTAINED IN THE JK PLC CATALOGUE

| Garden Mark | Grade | Price Rs. | Category | Management Company/ Proprietor |
|-------------|-------|-----------|------------|--------------------------------|
| Delta CTC | BP1 | 1400.00 | CTC Medium | Pussellawa Plantations Limited |



MARKET DESCRIPTION

Western Teas

Select best BOPs were firm to Rs.50/- dearer at times, the below best types were firm to Rs.50/- to Rs.100/- dearer, whilst plainer sorts were tending a little easier. Select best BOPFs were firm on last levels, the below best and plainer sorts too followed a similar trend. Medium BOPs were irregular, the BOPFs were firm to Rs.50/- dearer at times.

Nuwara Eliya Teas

BOPs were firm, the BOPFs were Rs.50/- to Rs.100/- dearer.

Uva Teas

Uva BOP/ BOPFs were firm on last levels. Uda. Pussellawa BOPs were irregular following quality, the BOPFs were firm to irregularly lower following quality.

CTC Teas

Low Grown BP1s were firm, the High and Medium sorts were barely steady. Low Grown PF1s were firm on last levels, the High and Medium sorts were mostly tending easier.

QUOTATIONS

| | BOP – RS. | BOPF – RS. |
|---------------------|-------------|-------------|
| Good Westerns | 1750 – 1900 | 1700 – 1850 |
| Average Westerns | 1600 – 1700 | 1600 – 1650 |
| Plainer Westerns | 1500 – 1550 | 1500 – 1550 |
| Western Mediums | 1100 – 2550 | 1000 – 1340 |
| Uva Teas | 1360 – 1650 | 1320 – 1750 |
| Nuwara Eliya Teas | 1750 | 1650 |
| Uda Pussellawa Teas | 1280 – 1650 | 1400 – 1750 |
| CTC (BP1 and PF1) | 700 – 1400 | 810 – 1900 |





MARKET DESCRIPTION

Low Grown

Wiry OP1s in the select best and best categories declined substantially, bolder types however met with reasonable demand, secondaries were firm. Better twisted OPs declined by Rs.50/- to Rs.100/-, others too sold at lower levels. Select best OPAs eased by Rs.50/-, invoices in the best category too declined by Rs.50/- to Rs.100/-, secondaries however were firm. In the Semi Leafy segment, better twisted BOP1s declined substantially, others too sold at lower levels. Well-made Pekoes along with the bolder invoices met with fair demand, reducers however declined irregularly. Shotty Pekeo1s were firm, others were lower to last.

Select best and best BOPs were lower by Rs.20/- to Rs.30/-, below best and secondary types were firm. BOP.SP.s and BOPF.SP.s met with reasonable demand. BOPFs followed a similar trend. Select best FBOPF1s were lower by Rs.50/- to Rs.60/-, best FBOPF1s too were lower by Rs.20/- to Rs.30/- and more following quality, below best types met with fair demand, secondaries were dearer with good demand. Well-made FBOPs in the select best category were lower by Rs.20/- to Rs.30/-, best and below best types too were lower by Rs.40/- to Rs.50/-, secondaries were firm. FBOPF varieties met with lower demand. Select best Premium Flowery teas were substantially lower by Rs.200/- to Rs.300/- and more following quality, others too met with irregular demand.

Off Grades

Select best FGS1s showed an irregular demand, others were easier by Rs.10/- to Rs.20/-. Select best and best BMs were easier by Rs.30/- to Rs.50/-, below best and poorer types were dearer by Rs.10/- to Rs.20/-. All BPs were firm. Select best and best BOP1AS were lower by Rs.40/- to Rs.50/- whilst below best and poorer sorts were firm on last levels.

Dust

Select best and best Dust1s were firm to dearer by Rs.10/- to Rs.15/-, below best types appreciated by Rs.10/-, poorer sorts were firm to dearer by Rs.10/-. High and Medium CTCs sold at firm levels. Low Grown CTCs depreciated by Rs.15/- to Rs.20/-. Low Grown Dust/Dust1s were firm to dearer by Rs.10/-.



QUOTATIONS

| | Select Best | Best | Below Best | Others |
|-----------------------|--------------------|-------------------|-------------------|-------------------|
| LIQUORING | | | | |
| DUST-1 | 1650.00 - 1900.00 | 1450.00 - 1620.00 | 1400.00 - 1440.00 | 1350.00 - 1390.00 |
| OFF GRADES | | | | |
| FGS1 | 1420.00 - 1600.00 | 1300.00 - 1410.00 | 900.00 - 1290.00 | 450.00 - 890.00 |
| FGS | 1000.00 - 1180.00 | 800.00 - 990.00 | 650.00 - 790.00 | 400.00 - 640.00 |
| LOW GROWNS | | | | |
| FBOPF / FFSP / FFEXSP | 4200.00 - 10000.00 | 3500.00 - 4000.00 | 2000.00 - 3400.00 | 1000.00 - 1900.00 |
| BOP | 2300.00 - 3300.00 | 1500.00 - 2200.00 | 1100.00 - 1400.00 | 850.00 - 1050.00 |
| BOPSP | 2200.00 - 2650.00 | 1500.00 - 2100.00 | 1100.00 - 1400.00 | 850.00 - 1050.00 |
| BOPF | 1800.00 - 3300.00 | 1300.00 - 1700.00 | 900.00 - 1200.00 | 700.00 - 820.00 |
| FBOPF1 | 2400.00 - 3000.00 | 1800.00 - 2300.00 | 1500.00 - 1700.00 | 800.00 - 1350.00 |
| FBOP | 2400.00 - 3300.00 | 1700.00 - 2300.00 | 1400.00 - 1700.00 | 900.00 - 1200.00 |
| BOP1 | 2900.00 - 3250.00 | 2700.00 - 2800.00 | 2400.00 - 2650.00 | 1400.00 - 1700.00 |
| OP1 | 2800.00 - 3100.00 | 2650.00 - 2750.00 | 2400.00 - 2600.00 | 1100.00 - 1500.00 |
| OP | 2000.00 - 2250.00 | 1800.00 - 1900.00 | 1600.00 - 1700.00 | 1200.00 - 1350.00 |
| OPA | 1800.00 - 2400.00 | 1600.00 - 1700.00 | 1400.00 - 1550.00 | 900.00 - 1000.00 |
| PEKOE | 1900.00 - 2750.00 | 1750.00 - 1850.00 | 1400.00 - 1600.00 | 900.00 - 1200.00 |
| PEKOE1 | 2400.00 - 2600.00 | 2000.00 - 2350.00 | 1700.00 - 1950.00 | 1000.00 - 1300.00 |
| DUST / DUST1 | 1100.00 - 1440.00 | 900.00 - 1080.00 | 800.00 - 880.00 | 700.00 - 790.00 |



- **Top Prices**
- **Colombo Auction Averages**
- **National Elevational Averages**
- **All Brokers Private Sale Figures**



TOP PRICES (SALE NO. 39 – 04TH / 05TH OCTOBER 2022)



| WESTERN HIGH | | | |
|--------------|---|--------------------|----------------|
| BOP | | Great Western | 1900.00 |
| BOPSP | * | Bogahawatte | 2500.00 |
| BOPF/BOPFSP | | Great Western | 1850.00 |
| FBOP/FBOP1 | * | Bogahawatte | 2650.00 |
| FBOPF/FBOPF1 | * | St.Andrews | 2550.00 |
| BOP1 | | Torrington | 2500.00 |
| OP/OPA | | Bambrakelly | 1700.00 |
| | | Torrington | 1700.00 |
| OP1 | * | Venture | 2000.00 |
| PEKOE/PEKOE1 | * | St.Andrews | 2200.00 |
| | | Torrington | 2200.00 |

| UVA HIGH | | | |
|--------------|---|----------------------|----------------|
| BOP | | Glenanore | 2350.00 |
| BOPSP | | Ranaya | 2450.00 |
| BOPF/BOPFSP | * | Pitaratmalie | 1650.00 |
| | | Bandaraeliya | 1650.00 |
| FBOP/FBOP1 | * | Glenanore | 2550.00 |
| FBOPF/FBOPF1 | * | Glenanore | 2600.00 |
| BOP1 | * | Uva Highlands | 2550.00 |
| OP/OPA | * | Glenanore | 1800.00 |
| | | Mount Uva | 1800.00 |
| OP1 | | Ampittiakande | 2550.00 |
| PEKOE/PEKOE1 | | Mount uva | 2300.00 |

| NUWARA ELIYA | | | |
|--------------|---|--------------------|----------------|
| BOP | * | Lovers Leap | 1750.00 |
| | | Mahagastotte | 1750.00 |
| BOPF/BOPFSP | | Mahagastotte | 1650.00 |
| FBOP/FBOP1 | | Court Lodge | 2050.00 |
| OP/OPA | - | - | - |
| PEKOE/PEKOE1 | | Court Lodge | 1750.00 |

| WESTERN MEDIUM | | | |
|----------------|---|--------------------------|----------------|
| BOP | | Craighead | 2550.00 |
| | | Ancoombra | 2550.00 |
| BOPSP | * | Kenilworth | 2400.00 |
| | | Doombagastalawa | 2400.00 |
| BOPF/BOPFSP | | Ancoombra | 2200.00 |
| FBOP/FBOP1 | | Craighead | 3150.00 |
| FBOPF/FBOPF1 | | Craighead | 2650.00 |
| BOP1 | * | Nayapane | 2650.00 |
| | | Doombagastalawa | 2650.00 |
| OP/OPA | * | Randenigala Super | 1750.00 |
| | | New Baddegama | 1750.00 |
| OP1 | | New Rothschild | 2500.00 |
| PEKOE/PEKOE1 | | Craighead | 2450.00 |

| UVA MEDIUM | | | |
|--------------|---|-------------------------|----------------|
| BOP | | Dickwella | 2600.00 |
| BOPSP | * | Sarnia Plaiderie | 2550.00 |
| BOPF/BOPFSP | | Haputale Super | 2550.00 |
| FBOP/FBOP1 | * | Sarnia Plaiderie | 2650.00 |
| FBOPF/FBOPF1 | * | Halpewatte Uva | 2600.00 |
| | | Dickwella | 2600.00 |
| BOP1 | * | Demodera 's' | 3100.00 |
| | | Wewesse | 3100.00 |
| OP/OPA | | Uva Samovar | 1750.00 |
| | | Tiniya | 1750.00 |
| OP1 | | Dickwella | 2200.00 |
| PEKOE/PEKOE1 | * | Sarnia Plaiderie | 2350.00 |

| CTC LOW | | | |
|---------|---|---------------------------|----------------|
| PF1 | * | Ceciliyan CTC | 1900.00 |
| | * | Kalubowitiyana CTC | 1900.00 |
| BP1 | | Ceciliyan CTC | 1260.00 |
| BPS | * | Canora CTC | 730.00 |
| OF | - | - | 600.00 |

| UDA PUSSELLAWA | | | |
|----------------|-----|----------------|----------------|
| BOP | | Luckyland | 1650.00 |
| BOPSP | ++ | Delmar | 2400.00 |
| BOPF/BOPFSP | *++ | Mooloya | 1750.00 |
| FBOP/FBOP1 | | Alma | 2600.00 |
| FBOPF/FBOPF1 | | Alma | 2500.00 |
| BOP1 | | Delmar | 2200.00 |
| OP/OPA | | Alma | 1650.00 |
| OP1 | | Alma | 1900.00 |
| PEKOE/PEKOE1 | | Alma | 2250.00 |

| CTC HIGH | | | |
|----------|----|----------------------|----------------|
| PF1 | ** | Dunsinane CTC | 1850.00 |
| BP1 | | - | - |
| BPS | | - | - |
| OF | | - | - |

| CTC MEDIUM | | | |
|------------|----|---------------------|----------------|
| PF1 | + | New Peacock CTC | 1950.00 |
| BP1 | *+ | Delta CTC | 1400.00 |
| BPS | * | Ringwood CTC | 760.00 |
| OF | | - | - |



TOP PRICES (SALE NO. 39 – 04TH / 05TH OCTOBER 2022)



| LOW | | | |
|--------|---|---------------------|----------------|
| BOP | + | Pothotuwa | 3300.00 |
| | | New Vithanakande | 3200.00 |
| | * | Ceciliyan | 2800.00 |
| BOPSP | | Stream Line | 2650.00 |
| BOPF | + | Brombil | 3300.00 |
| | + | Sithaka | 3300.00 |
| BOPFSP | | Brombil | 2700.00 |
| | | Kiruwanaaganga | 2700.00 |
| | | Stream Line | 2700.00 |
| FBOP | | Pothotuwa | 3300.00 |
| | | Sithaka | 3300.00 |
| | * | Ceciliyan | 3100.00 |
| FBOP1 | | Brombil | 2900.00 |
| FBOPF | | Rotumba | 3100.00 |
| FBOPF1 | | Gangaboda | 3000.00 |
| | * | Hiniduma S.H | 2950.00 |
| BOP1 | | New Vithanakanda | 3250.00 |
| OP1 | | Pothotuwa | 3100.00 |
| | * | Ceciliyan | 3000.00 |
| OP | * | Lumbini | 2250.00 |
| OPA | | Liyonta | 2400.00 |
| PEKOE | | Liyonta | 2750.00 |
| PEKOE1 | | New Sunils | 2600.00 |

| PREMIUM | | | |
|------------|---|---------------------|----------------|
| FBOPFSP | | Maratenne | 7500.00 |
| FBOPFEXSP | | Garden Leaf | 10000.00 |
| | * | Lumbini | 7800.00 |
| FBOPFEXSP1 | | Peak Paradise Super | 5850.00 |
| | * | Sachitha | 5550.00 |

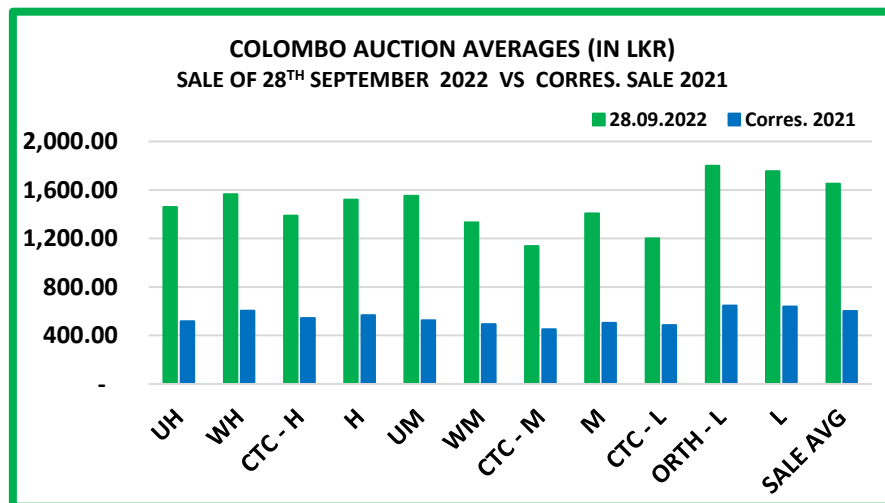
| DUST | | | |
|--------|---|------------------|----------------|
| DUST1 | | Great Western | 1900.00 |
| P.DUST | * | Delta CTC | 1380.00 |
| | | Dunsinane CTC | 1380.00 |

| OFF GRADES | | | |
|------------|---|--------------------------|----------------|
| FNGS/FNGS1 | | Somerset | 1600.00 |
| | * | Lovers Leap | 1550.00 |
| PFNGS | * | Cee Tee Hills CTC | 1200.00 |
| BM | | Kurunduwatte | 1850.00 |
| | | Galaboda Group | 1850.00 |
| | | Wathuruwila | 1850.00 |
| BP | | Hidellana | 2000.00 |
| BOP1A | | Chandrika Estate | 1850.00 |

**** MORE THAN ONE TOP PRICE OBTAINED**
*** TEAS SOLD BY JOHN KEELLS PLC**
+ ALL TIME RECORD PRICE
++ ALL TIME RECORD PRICE EQUALED

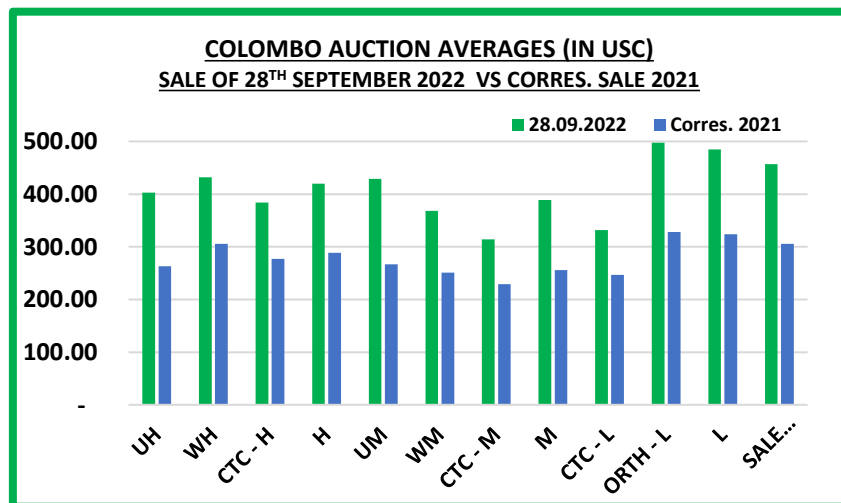


COLOMBO AUCTION AVERAGES



| | Sale of 21/09/2022In LKR | Sale of 28/09/2022 In LKR | Corres. 2021 In LKR |
|--------------------------------|--------------------------------|---------------------------------|---------------------------|
| Uva High Grown | 1461.69 | 1458.63 | 518.07 |
| Western High Grown | 1572.44 | 1564.46 | 602.99 |
| CTC High Grown | 1417.61 | 1388.63 | 544.66 |
| Summary of High Grown | 1523.41 | 1519.95 | 567.99 |
| Uva Medium Grown | 1531.33 | 1551.41 | 525.55 |
| Western Medium Grown | 1258.98 | 1332.38 | 494.10 |
| CTC Medium Grown | 1078.83 | 1137.01 | 451.13 |
| Summary of Medium Grown | 1358.97 | 1406.80 | 504.50 |
| CTC Low Grown | 1173.78 | 1201.40 | 485.49 |
| Orthodox Low Grown | 1810.10 | 1799.96 | 645.50 |
| Summary of Low Grown | 1774.30 | 1754.66 | 637.65 |
| TOTAL SALE AVERAGE | 1676.93 | 1653.37 | 602.05 |

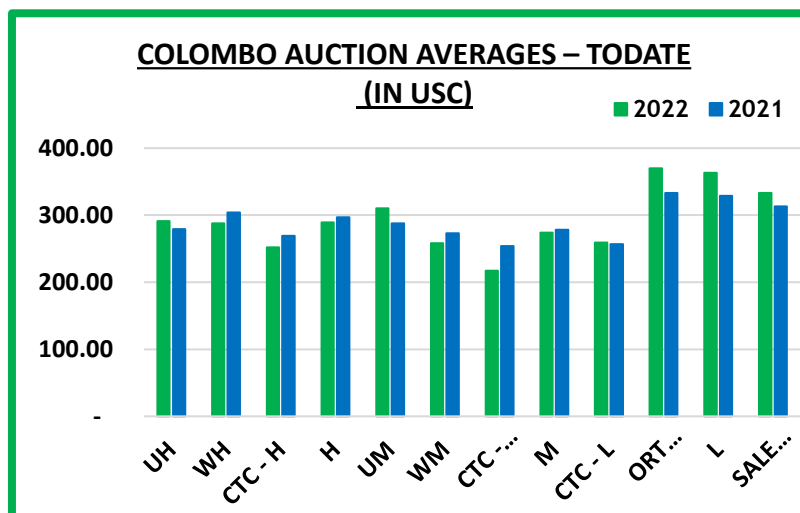
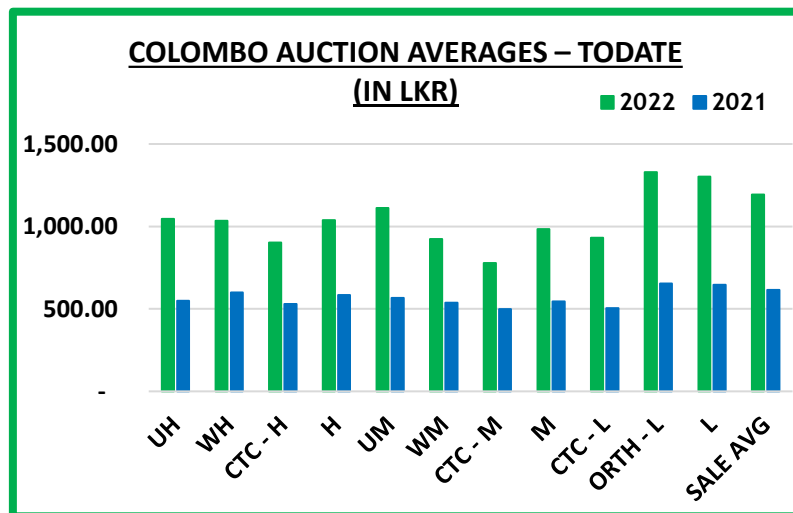
COLOMBO AUCTION AVERAGES



| | Sale of 21/09/2022 In USC | Sale of 28/09/2022 In USC | Corres. 2021 In USC |
|--------------------------------|---------------------------------|---------------------------------|---------------------------|
| Uva High Grown | 405 | 403 | 263 |
| Western High Grown | 436 | 432 | 306 |
| CTC High Grown | 393 | 384 | 277 |
| Summary of High Grown | 422 | 420 | 289 |
| Uva Medium Grown | 424 | 429 | 267 |
| Western Medium Grown | 349 | 368 | 251 |
| CTC Medium Grown | 299 | 314 | 229 |
| Summary of Medium Grown | 376 | 389 | 256 |
| CTC Low Grown | 325 | 332 | 247 |
| Orthodox Low Grown | 501 | 498 | 328 |
| Summary of Low Grown | 492 | 485 | 324 |
| TOTAL SALE AVERAGE | 465 | 457 | 306 |



COLOMBO AUCTION AVERAGES



| January to Date (Sale No.38) | 2022 LKR | 2021 LKR | 2022 USC | 2021 USC |
|--------------------------------|----------------|---------------|------------|------------|
| Uva High Grown | 1045.16 | 548.91 | 291 | 279 |
| Western High Grown | 1034.49 | 598.86 | 288 | 304 |
| CTC High Grown | 903.12 | 528.91 | 252 | 269 |
| Summary of High Grown | 1038.11 | 583.46 | 289 | 297 |
| Uva Medium Grown | 1111.99 | 567.13 | 310 | 288 |
| Western Medium Grown | 924.16 | 537.03 | 258 | 273 |
| CTC Medium Grown | 777.58 | 499.46 | 217 | 254 |
| Summary of Medium Grown | 983.88 | 546.28 | 274 | 278 |
| CTC Low Grown | 930.63 | 505.44 | 259 | 257 |
| Orthodox Low Grown | 1328.69 | 654.80 | 370 | 333 |
| Summary of Low Grown | 1301.50 | 646.57 | 363 | 329 |
| TOTAL SALE AVERAGE | 1193.87 | 616.16 | 333 | 313 |



COLOMBO AUCTION AVERAGES

| FROM 01 ST TO 28 TH SEPTEMBER 2022 | LKR |
|--|----------------|
| Uva High Grown | 1404.86 |
| Western High Grown | 1557.89 |
| Summary of High Grown | 1496.12 |
| Uva Medium Grown | 1507.14 |
| Western Medium Grown | 1240.56 |
| Summary of Medium Grown | 1331.97 |
| Summary of Low Grown | 1712.46 |
| TOTAL SALE AVERAGE | 1615.24 |





NATIONAL ELEVATIONAL AVERAGES

NATIONAL ELEVATIONAL AVERAGES – SEPTEMBER 2022

| Elevation | MONTH | | TODATE | |
|-----------------|-------------------|--------------------|--------------------|--------------------|
| | QUANTITY - KG | AVERAGE - RS. / KG | QUANTITY - KG | AVERAGE - RS. / KG |
| ORTHODOX | | | | |
| UVA-HIGH | 1,081,063 | 1,414.68 | 12,817,181 | 1,041.30 |
| WESTERN-HIGH | 1,465,107 | 1,580.04 | 22,975,086 | 1,053.32 |
| UVA-MEDIUM | 883,009 | 1,506.42 | 10,373,853 | 1,094.20 |
| WESTERN-MEDIUM | 1,257,914 | 1,298.39 | 15,954,771 | 977.36 |
| LOW | 10,068,160 | 1,766.00 | 107,332,404 | 1,330.64 |
| TOTAL | 14,755,253 | 1,666.40 | 169,453,294 | 1,223.42 |
| CTC | | | | |
| UVA-HIGH | 96,456 | 1,282.04 | 808,211 | 1,008.58 |
| WESTERN-HIGH | 188,059 | 1,387.58 | 2,661,575 | 900.68 |
| WESTERN-MEDIUM | 398,779 | 1,093.49 | 5,488,754 | 772.65 |
| LOW | 972,438 | 1,171.55 | 9,967,604 | 914.68 |
| TOTAL | 1,655,732 | 1,183.72 | 18,926,144 | 875.53 |
| OTH/CTC | | | | |
| UVA-HIGH | 1,177,519 | 1,403.81 | 13,625,392 | 1,039.36 |
| WESTERN-HIGH | 1,653,166 | 1,558.15 | 25,636,661 | 1,037.47 |
| UVA-MEDIUM | 883,009 | 1,506.42 | 10,373,853 | 1,094.20 |
| WESTERN-MEDIUM | 1,656,693 | 1,249.07 | 21,443,525 | 924.96 |
| LOW | 11,040,598 | 1,713.65 | 117,300,008 | 1,295.30 |
| TOTAL | 16,410,985 | 1,617.70 | 188,379,438 | 1,188.47 |
| GREEN | | | | |
| UVA-HIGH | 43,518 | 1,012.19 | 456,889 | 798.72 |
| WESTERN-HIGH | 26,988 | 1,510.12 | 372,335 | 1,007.18 |
| UVA-MEDIUM | 26,800 | 1,810.86 | 225,801 | 1,170.17 |
| WESTERN-MEDIUM | 29,986 | 1,371.90 | 294,068 | 978.96 |
| LOW | 0 | 0 | 2 | 3,000.00 |
| TOTAL | 127,292 | 1,370.65 | 1,349,095 | 957.71 |



NATIONAL ELEVATIONAL AVERAGES – Continued;

| | | | | |
|---|-------------------|-----------------|--------------------|-----------------|
| ORGANIC TEAS | | | | |
| UVA-HIGH | 23,423 | 1,375.87 | 169,532 | 1,159.45 |
| WESTERN-HIGH | 1,507 | 1,579.86 | 60,454 | 1,049.86 |
| UVA-MEDIUM | 25,000 | 1,030.00 | 117,140 | 1,016.78 |
| WESTERN-MEDIUM | 35,272 | 2,187.19 | 158,935 | 1,321.85 |
| LOW | 7,350 | 2,238.26 | 51,844 | 2,774.36 |
| TOTAL | 92,551 | 1,663.45 | 557,904 | 1,313.95 |
| SPECIAL TEA | | | | |
| UVA-HIGH | 39 | 19,794.87 | 349 | 15,213.34 |
| WESTERN-HIGH | 8,569 | 3,339.57 | 62,777 | 2,992.29 |
| UVA-MEDIUM | 18 | 10,771.43 | 114 | 14,819.38 |
| WESTERN-MEDIUM | 4,916 | 1,482.27 | 78,080 | 1,174.49 |
| LOW | 59 | 10,296.61 | 1,960 | 10,761.52 |
| TOTAL | 13,601 | 2,755.16 | 143,280 | 2,147.12 |
| BLACK TEA SALES FROM REFUSE TEA PROCESSING CENTRES | | | | |
| UVA-HIGH | 73,896 | 676.24 | 743,945 | 564.96 |
| WESTERN-HIGH | 104,951 | 774.10 | 1,456,342 | 636.51 |
| UVA-MEDIUM | 17,451 | 692.57 | 133,391 | 606.78 |
| WESTERN-MEDIUM | 44,530 | 669.13 | 324,903 | 608.55 |
| LOW | 88,121 | 699.70 | 836,791 | 606.13 |
| TOTAL | 328,949 | 713.65 | 3,495,372 | 610.28 |
| COMPOSITE NATIONAL AVERAGES | | | | |
| HIGH GROWN | 3,113,576 | 1,448.14 | 42,584,676 | 1,016.78 |
| MEDIUM GROWN | 2,723,674 | 1,336.96 | 33,149,808 | 978.55 |
| LOW GROWN | 11,136,128 | 1,706.02 | 118,190,605 | 1,291.23 |
| ALL TEA AVERAGE | 16,973,378 | 1,599.49 | 193,925,088 | 1,177.51 |



ALL BROKERS PRIVATE SALE FIGURES (FOR THE PERIOD – 29TH SEPTEMBER TO 01ST OCTOBER 2022)

| | WEEKLY | TODATE |
|------------------|-----------|--------------|
| High & Medium | 43,623.00 | 1,593,112.10 |
| Low | 6,739.00 | 286,551.50 |
| Green Tea | 23,095.00 | 1,089,120.30 |
| Organic Tea | 11,058.00 | 361,201.43 |
| BMF | 69,998.00 | 5,033,160.00 |
| Direct Sales | - | - |
| Forward Contract | 43,580.00 | 1,448,860.00 |





- **Crop and Weather**
- **Crop Figures**
- **Tea News**
- **Holiday Notice**

CROP AND WEATHER - FOR THE PERIOD OF – 26TH SEPTEMBER TO 02ND OCTOBER 2022



Western

Bright weather conditions were reported at the beginning of the week in Agarapatana and Bogowantalawa whilst, rainy weather conditions prevailed thereafter. Rainfall was recorded throughout the week in Dickoya.



Nuwara Eliya

Bright weather conditions were experienced at the beginning of the week in Nuwara Eliya and Kandapola districts whilst, rainy weather conditions prevailed thereafter.



Uva

Bright weather conditions were recorded in Lunugala and Badulla whilst, dull weather conditions were experienced throughout the week in Haputale.



Low Grown

Bright weather was reported at the beginning of the week in the Deniyaya district whilst, Dull weather conditions prevailed thereafter. Rainfall was recorded throughout the week in Rathnapura and Galle districts.



Crop

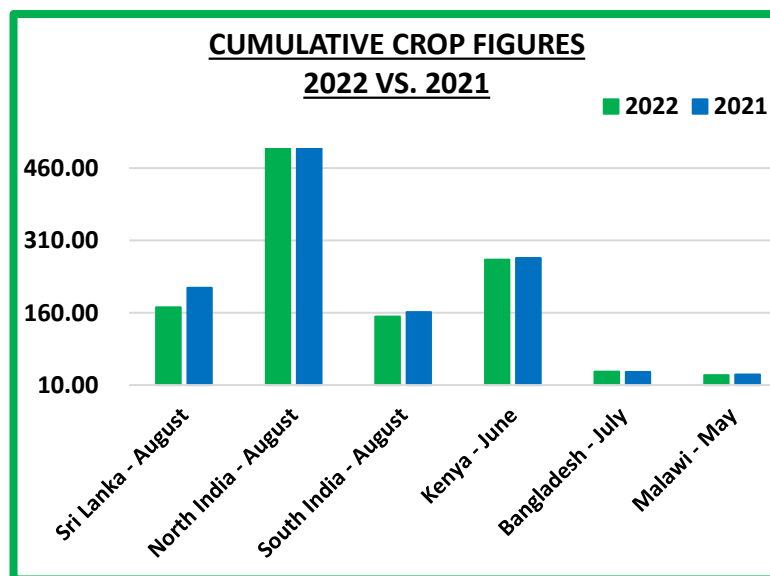
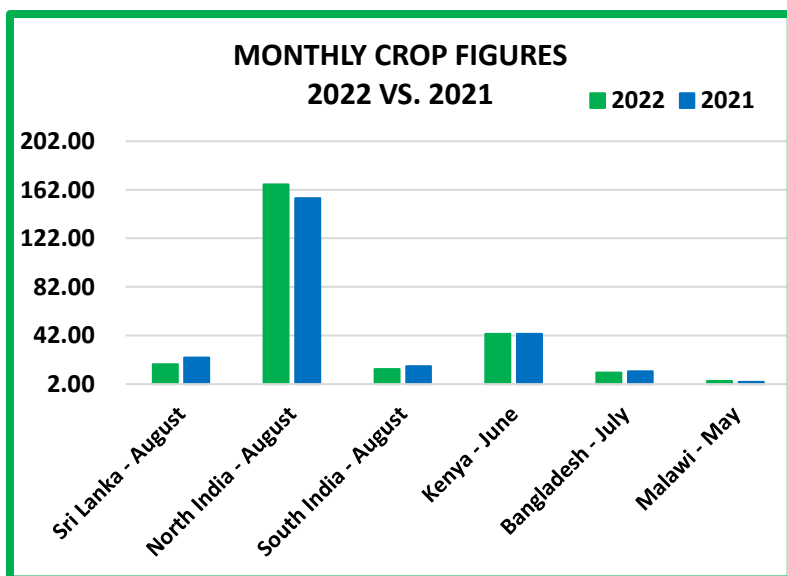
Crop intakes are moderate.



CROP FIGURES OF MAJOR PRODUCING & EXPORTING COUNTRIES

| Country | Month | 2022 | 2021 | Cumulative + Inc. / Dec. | Cumulative | 2022 | 2021 | Cumulative + Inc. / Dec. |
|-------------|--------|-----------|--------|-----------------------------|-------------|-----------|--------|-----------------------------|
| Sri Lanka | August | 18.27 | 23.87 | - 5.6 | Upto August | 171.37 | 211.97 | - 40.60 |
| North India | August | 166.43(E) | 155.03 | + 11.40 | Upto August | 642.16(E) | 638.91 | + 3.25 |
| South India | August | 14.27(E) | 16.59 | - 2.32 | Upto August | 152.48(E) | 161.29 | - 8.81 |
| Kenya | June | 43.26 | 43.16 | + 0.10 | Upto June | 270.36 | 274.07 | - 3.71 |
| Bangladesh | July | 11.27 | 12.34 | - 1.07 | Upto July | 38.33 | 37.76 | + 0.57 |
| Malawi | May | 4.50 | 3.70 | - 0.80 | Upto May | 30.50 | 32.40 | - 1.90 |

(E) - Estimated



TEA NEWS AROUND THE GLOBE

MOMBASA MARKET

SALE NO. 40 – SALE OF 03RD, 04TH & 05TH OCTOBER 2022

Fairly good demand following quality for the 183,420 packages (12,181,172.00 kilos) in the market; 24.27% remained unsold.

OFFERINGS

| | | |
|------------------|---|--|
| Leaf Grades | - | 117,280 packages (7,683,108.00 kilos) – 25.61% unsold. |
| Dust Grades | - | 48,160 packages (3,582,874.00 kilos) – 25.42% unsold. |
| Secondary Grades | - | 17,980 packages (915,190.00 kilos) – 12.46% unsold. |

MARKETS

Pakistan Packers, Bazaar, Yemen and other Middle Eastern countries lent strong support with **Sudan, Kazakhstan and other CIS states** showing improved interest. **UK** maintained enquiry while **Egyptian Packers** were active but at lower levels with **Afghanistan** selective. **Russia, Iran and Local Packers** maintained support. There was more interest from **Somalia** at the lower end of the market.

LEAF GRADES (M2)

BP1:

Best – Saw more enquiry at firm to USC26 dearer with selected lines gaining by USC38 and USC53.

Brighter – Were mostly steady to USC14 dearer but some teas shed up to USC4.

Mediums – KTDA mediums ranged between firm to USC18 dearer to easier by up to USC20 while plantation mediums appreciated by up to USC20.

Lower Mediums – Met improved competition at steady to USC30 above previous prices.

Plainer – Were irregularly dearer by up to USC20.

PF1:

Best – Steady to USC9 above last levels.

Brighter – Were firm to dearer by up to USC9.

Mediums – Most KTDA mediums held value at last prices with only a few lines irregular varying between USC5 dearer to easier by up to USC8. Plantation mediums were steady to USC8 dearer but selected invoices shed USC21.

Lower Mediums – Irregular ranging between firm to USC18 dearer to easier by up to USC10.

Plainer – Varied between USC10 dearer to easier by a similar margin.

DUST GRADES (M1)

PDUST:

Best – Were irregular varying between steady to USC19 dearer to up to USC15 below previous prices.

Brighter – Ranged between firm to USC10 dearer to easier by up to USC13.

Mediums – KTDA mediums were steady to USC4 dearer to easier by up to USC8 with plantation mediums shedding up to USC13.

Lower Medium – Showed easier tendencies and lost up to USC22 but a few selected invoices appreciated by up to USC27.

Plainer – Irregular and varied between firm to USC12 dearer to USC5 below last levels.



TEA NEWS AROUND THE GLOBE



MOMBASA MARKET – Continued ;

DUST1:

Best – Improved competition and advanced by up to USC41.

Brighter – Were a strong feature at steady to USC40 above previous rates.

Mediums – KTDA mediums varied between firm to USC12 dearer with selected invoices gaining up to USC32, to easier by up to USC19 while plantation mediums advanced by up to USC36.

Lower Medium – Irregular ranging between firm to USC12 dearer to easier by a similar margin.

Plainer – Were mostly easier by up to USC8 but a few teas advanced by up to USC16.

SECONDARY GRADES (S1)

In the Secondary Catalogues, best **BPs** gained while others held value with **PFs** steady to dearer. Clean well sorted coloury **Fannings** appreciated with **similar DUSTs** firm to dearer.

Other Fannings tended easier while **DUSTs** were firm but some invoices irregularly advanced. **BMFs** were well absorbed at dearer rates.

| QUOTATIONS | BROKENS | FANNINGS |
|----------------------|-----------|-----------|
| Best | 273 – 470 | 280 – 313 |
| Good | 268 – 316 | 273 – 296 |
| Good Medium | 255 – 282 | 273 – 288 |
| Medium (KTDA) | 250 – 278 | 244 – 274 |
| Medium (Plantations) | 220 – 272 | 200 – 242 |
| Lower Medium | 133 – 258 | 156 – 232 |
| Plainer | 106 – 166 | 116 – 207 |

| AUCTION | KENYA 2021 \$ | KENYA 2022 \$ | TOTAL 2021 \$ | TOTAL 2022 \$ |
|---------|------------------|------------------|------------------|------------------|
| 37 | 2 . 17 | 2 . 37 | 2 . 04 | 2 . 24 |
| 38 | 2 . 23 | 2 . 36 | 2 . 10 | 2 . 25 |
| 39 | 2 . 34 | 2 . 38 | 2 . 18 | 2 . 27 |

SOURCE : AFRICA TEA BROKERS LTD.



TEA NEWS AROUND THE GLOBE



CHITTAGONG MARKET

SALE NO.22 – 03RD OCTOBER 2022

CTC LEAF: 49,857 packages of Current Season teas were on offer. Strong demand continued.

BROKENS: All well made good liquoring Brokens were again a stronger market and prices appreciated further by Tk.5/- and more following competition. Good varieties sold well at firm to slightly dearer rates in line with quality. Medium varieties met with a fairly good demand and sold at around last levels. Browner Plainer types were again a selective market and were mostly easier in line with quality with fair withdrawals. BLFs once again met with less demand at around last levels with fair withdrawals.

FANNINGS: Best liquoring Fannings continued to meet with a strong demand and were dearer by Tk.5/- and more following competition. Good and medium varieties also sold well at mostly firm to occasionally dearer rates. Plainer types met with limited interest only and were mostly easier following quality with fair withdrawals. BLFs once again met with less demand at around last levels with fair withdrawals.

CTC DUST: 10,937 packages of Current Season Teas on offer met with good general demand. Good liquoring Dusts sold well at around last levels. Their Mediums tended slightly dearer with competition. Plain and BLF Dusts witnessed a decline in price levels with more withdrawals. Blenders lent strong support with fair interest from the Loose tea buyers.

COMMENTS: There was a slightly larger weight of browner, plainer varieties which met with a selective demand and witnessed fair withdrawals. However, a handful of good and best liquoring types continued to attract more competition this week and prices appreciated further. Blenders were more active whilst Loose tea buyers lent less support.

Good liquoring Dusts met with more competition.

Our catalogue: (Sale 22) Avg: Tk 227.33, Sold 69.2% & (Sale 21) Avg: Tk 229.86, sold 82.1%.

Quotations – This Week – (In Taka)

| Brokens | This Week | Last Week | Fannings | This week | Last Week | Dust | This week | Last Week |
|---------|-------------|-------------|----------|-----------|-----------|------|-----------|-----------|
| Large | 222-227 nom | 220-225 nom | Best | 242-255 | 240-255 | PD | 210-265 | 200-286 |
| Medium | 224-232 | 222-232 | Good | 232-240 | 232-237 | RD | 150-295 | 188-372 |
| Small | 225-234 | 225-235 | Medium | 225-230 | 220-230 | D | 153-275 | 204-382 |
| Plain | 190-205 | 195-205 | Plain | 190-205 | 195-205 | CD | 170-314 | 160-310 |
| BLF | 130-165 | 130-170 | BLF | 130-165 | 130-170 | BLF | 150-170 | 148-169 |

Exchange Rates 03rd October 2022 Sterling Pound: Tk. 110.1376, dollar: Tk. 99.0000

SOURCE : NATIONAL BROKERS LTD



TEA NEWS AROUND THE GLOBE



SILIGURI MARKET

SALE NO.39 – SALE OF 30TH SEPTEMBER 2022

1. MARKET DESCRIPTION :

- Demand – good.
- Levels for improved sorts appreciated with competition. Remainder were irregular.
- Both domestic buyers and major blenders were active with fair support from exporters.
- Percentage of teas selling above Rs 260/- increased when compared to last week.

2. TOTAL AUCTION WEIGHTED AVERAGE (₹)

| | 2022-23 | | | 2021-22 | | | UPTO SALE - 39 | | |
|-------|-----------|-----------|------|-----------|-----------|-------|----------------|---------|---------|
| | SALE - 39 | SALE - 38 | +/- | SALE - 39 | SALE - 38 | +/- | 2022-23 | 2021-22 | 2020-21 |
| CTC | 175.83 | 169.93 | 5.90 | 162.87 | 162.55 | 0.32 | 188.99 | 186.62 | 237.88 |
| DUST | 172.26 | 170.10 | 2.16 | 151.31 | 156.72 | -5.41 | 182.26 | 173.91 | 228.62 |
| TOTAL | 175.41 | 169.95 | 5.46 | 161.54 | 161.90 | -0.36 | 188.20 | 185.11 | 236.70 |

SOURCE: PARCON INDIA PVT LTD

GUWAHATI MARKET

SALE NO.38 – SALE OF 29TH SEPTEMBER 2022

1. MARKET DESCRIPTION :

- Demand - fair & similar to last week but with higher withdrawals in the dust segment this week.
- Levels for better medium to best category teas further eased in line with quality. Remainder was barely steady with better offtake in the medium and plainer category.
- Liquoring dusts witnessed some competition. The others continued to shed levels following quality.
- Reduced blender participation seen with the usual export enquiry. Domestic buyers lent fair support.

2. TOTAL AUCTION WEIGHTED AVERAGE (₹)

| | 2022-23 | | | 2021-22 | | | UPTO SALE - 39 | | |
|-------|-----------|-----------|--------|-----------|-----------|-------|----------------|---------|---------|
| | SALE - 39 | SALE - 38 | +/- | SALE - 39 | SALE - 38 | +/- | 2022-23 | 2021-22 | 2020-21 |
| CTC | 191.20 | 191.12 | 0.08 | 178.80 | 176.06 | 2.74 | 206.50 | 192.10 | 268.81 |
| DUST | 189.59 | 205.08 | -15.48 | 173.44 | 176.23 | -2.79 | 205.00 | 188.26 | 274.76 |
| TOTAL | 190.71 | 195.16 | -4.45 | 177.36 | 176.11 | 1.25 | 206.07 | 190.94 | 270.90 |

SOURCE: PARCON INDIA PVT LTD





TEA NEWS AROUND THE GLOBE

KOLKATA ORTHODOX / CTC MARKET

SALE NO.39– SALE OF 30TH SEPTEMBER 2022

1. MARKET DESCRIPTION :

- Good demand.
- Clean, well-made sorts were fully firm to dearer. Remainder irregular around last, plainer sorts tended lower following quality.
- Leafy fannings and cleaner secondaries well competed for.
- Exporters to the middle east and cis operated.

| | WHOLE LEAF | | BROKENS | | FANNINGS |
|--------|------------|----------|----------|----------|----------|
| | 1ST LINE | 2ND LINE | LARGER | SMALLER | LEAFY |
| BEST | 400-460+ | 360-390+ | 315-345+ | 300-330+ | 260-290+ |
| GOOD | 360-390 | 330-350 | 280-315 | 275-295 | 200-250 |
| MEDIUM | 315-345 | 280-320 | 260-280 | 250-275 | 140-200 |

1. MARKET DESCRIPTION :

- Demand - sluggish.
- Assams/Cachar's continued to shed levels, with higher withdrawals seen compared to last week.
- Common/plainer Dooars sold irregularly around last. Remainder followed an easier trend.
- Liquoring dusts & secondaries elicited better demand. Others followed a similar trend as leaf.
- WI operated with support from the internal trade & exporters. Reduced offtake seen from the major blenders.

2. TOTAL AUCTION WEIGHTED AVERAGE (₹)

| | 2022-23 | | | 2021-22 | | | UPTO SALE - 39 | | |
|-------|-----------|-----------|-------|-----------|-----------|-------|----------------|---------|---------|
| | SALE - 39 | SALE - 38 | +/- | SALE - 39 | SALE - 38 | +/- | 2022-23 | 2021-22 | 2020-21 |
| CTC | 207.56 | 210.85 | -3.29 | 205.88 | 201.04 | 4.85 | 230.69 | 214.03 | 284.23 |
| DUST | 237.22 | 239.67 | -2.45 | 222.57 | 231.46 | -8.89 | 254.74 | 219.98 | 295.82 |
| TOTAL | 215.92 | 218.54 | -2.62 | 210.54 | 210.30 | 0.24 | 237.38 | 215.70 | 287.78 |

SOURCE: PARCON INDIA PVT LTD



UPCOMING AUCTION DETAILS

| Auction No. | 41 | | 40 | |
|-------------------------------------|---|-----------|---|-----------|
| Dates | 18 th /19 th October 2022 | | 11 th /12 th October 2022 | |
| | No. of Lots | Qty – kg | No. of Lots | Qty – kg |
| Ex-Estate | 698 | 805,207 | 613 | 707,057 |
| Main Sale Total | 9,780 | 4,705,793 | 9,847 | 4,697,466 |
| High & Medium | 1,553 | 766,704 | 1,506 | 716,629 |
| Low Grown – Leafy | 1,829 | 707,614 | 1,841 | 708,428 |
| Low Grown – Semi Leafy | 1,254 | 522,954 | 1,269 | 539,021 |
| Low Grown Tippy | 2,078 | 1,057,051 | 2,032 | 1,019,813 |
| Premium / Flowery | 417 | 69,118 | 440 | 69,048 |
| Off Grades | 2,218 | 1,188,474 | 2,342 | 1,261,653 |
| Dust | 431 | 393,878 | 417 | 382,874 |
| Grand Total | 10,478 | 5,511,000 | 10,460 | 5,404,523 |
| Reprints | 957 | 474,032 | 888 | 453,885 |
| | | | | |
| Total No. of Lots on Offer | 10,478 | | 10,460 | |
| Total Quantity on Offer (kg) | 5,511,000 | | 5,404,523 | |



SCHEDULED CLOSING DATES

| Auction No. | Date of Sale | Ex-Estate | Main Sale |
|-------------|---|------------|------------|
| 42 | 25 th / 26 th October 2022 | 06/10/2022 | 06/10/2022 |
| 43 | 01 st / 02 nd November 2022 | 13/10/2022 | 13/10/2022 |
| 44 | 08 th / 09 th November 2022 | 20/10/2022 | 20/10/2022 |

PROMPT DATES

| Auction No. | Buyers | Sellers |
|-------------|------------|------------|
| 40 | 18/10/2022 | 19/10/2022 |
| 41 | 25/10/2022 | 26/10/2022 |
| 42 | 01/11/2022 | 02/11/2022 |



ORDER OF SALE (SALE NO. 40 – 11TH / 12TH OCTOBER 2022)

| Main Sale Order – 1 (Leafy / Semi Leafy / Tippy / Premium / 1A) | Main Sale Order – 2 (H & M / Off Grade / Dust) | Ex-Estate |
|--|---|---------------------------------------|
| Asia Siyaka Commodities PLC | Eastern Brokers. Ltd. | Asia Siyaka Commodities PLC |
| Ceylon Tea Brokers PLC | Ceylon Tea Brokers PLC | Eastern Brokers. Ltd. |
| Eastern Brokers. Ltd. | Lanka Commodity Brokers Ltd | Mercantile Produce Brokers (Pvt) Ltd |
| Bartleet Produce Marketing (Pvt) Ltd | Bartleet Produce Marketing (Pvt) Ltd | JOHN KEELLS PLC |
| Forbes & Walker Tea Brokers (Pvt) Ltd | Forbes & Walker Tea Brokers (Pvt) Ltd | Bartleet Produce Marketing (Pvt) Ltd |
| Mercantile Produce Brokers (Pvt) Ltd | Mercantile Produce Brokers (Pvt) Ltd | Ceylon Tea Brokers PLC |
| JOHN KEELLS PLC | Asia Siyaka Commodities PLC | Lanka Commodity Brokers Ltd |
| Lanka Commodity Brokers Ltd | JOHN KEELLS PLC | Forbes & Walker Tea Brokers (Pvt) Ltd |

[DB : HR / SG]



HOLIDAY NOTICE



We wish to inform all our valued Clients that our Head Office, Sample Room and Stores will be closed for business on the following day.

10th October 2022

Monday

Additional Holiday in lieu of Holy Prophets Birthday falling on Sunday.





“

Tell me and I forget. Teach me and I remember. Involve
me and I learn.

— *Benjamin Franklin*

”