



TEA MARKET REPORT

JOHN KEELLS PLC

SALE NO.40 – 11TH / 12TH OCTOBER 2022

ORDER OF SALE (SALE NO. 40 – 11TH / 12TH OCTOBER 2022)

Main Sale Order – 1 (Leafy / Semi Leafy / Tippy / Premium / 1A)	Main Sale Order – 2 (H & M / Off Grade / Dust)	Ex-Estate
ASIA SIYAKA COMMODITIES PLC	EASTERN BROKERS. LTD.	ASIA SIYAKA COMMODITIES PLC
CEYLON TEA BROKERS PLC	CEYLON TEA BROKERS PLC	EASTERN BROKERS. LTD.
EASTERN BROKERS. LTD.	LANKA COMMODITY BROKERS LTD	MERCANTILE PRODUCE BROKERS (PVT) LTD
BARTLEET PRODUCE MARKETING (PVT) LTD	BARTLEET PRODUCE MARKETING (PVT) LTD	JOHN KEELLS PLC
FORBES & WALKER TEA BROKERS (PVT) LTD	FORBES & WALKER TEA BROKERS (PVT) LTD	BARTLEET PRODUCE MARKETING (PVT) LTD
MERCANTILE PRODUCE BROKERS (PVT) LTD	MERCANTILE PRODUCE BROKERS (PVT) LTD	CEYLON TEA BROKERS PLC
JOHN KEELLS PLC	ASIA SIYAKA COMMODITIES PLC	LANKA COMMODITY BROKERS LTD
LANKA COMMODITY BROKERS LTD	JOHN KEELLS PLC	FORBES & WALKER TEA BROKERS (PVT) LTD



AUCTION DETAILS

Auction No.	40	
Dates	11 th /12 th October 2022	
	No. of Lots	Qty – kg
Ex Estate	613	707,057
Main Sale Total	9,847	4,697,466
High & Medium	1,506	716,629
Low Grown - Leafy	1,841	708,428
Low Grown - Semi Leafy	1,269	539,021
Low Grown Tippy	2,032	1,019,813
Premium / Flowery	440	69,048
Off Grades	2,342	1,261,653
Dust	417	382,874
Grand Total	10,460	5,404,523
Reprints	888	453,885
Total No. of Lots Offered	10,460	
Total Quantity Offered (kg)	5,404,523	

PROMPT DATES

Auction No.	Buyers	Sellers
40	18/10/2022	19/10/2022



COMMENTS



Sri Lanka Tea Exports for the month of September 2022 was recorded at 21.5Mkg which is a decrease of 8% when compared with the same period of the previous year. The average unit FOB value per kg. was Rs.1,083.82 above the average unit value per kg of 2021. The cumulative Export quantity for the year recorded a negative variance of 19Mkg against the corresponding period. The cumulative average FOB value recorded an increase of Rs.604.92 against last year's average FOB price. As a result, the value of Tea Exports for the period (January- September) in 2022 recorded a positive variance of Rs.98.9 billion over the previous year. Iraq emerged as the leading importer of Sri Lanka Tea and the other major importers were Russia, U.A.E, Turkey and Iran.

The 0.70Mkg of Ex estate teas on offer met with good demand. Select Best Western High Grown BOPs were firm, the below best and plainer varieties were marginally easier. Select Best Western High Grown BOPFs too were firm together with the below best sorts, however plainer varieties declined. Nuwara Eliya BOPs were irregular, there were hardly any BOPFs this week. Uda Pussellawa BOPs declined, the BOPFs too followed a similar trend. UVA BOPs were barely steady, the BOPFs were tending easier. Low grown CTC BP1s were firm, the High and Medium sorts were irregularly lower. Low Grown CTC PF1s were firm to a little easier, the High and Medium sorts were irregularly lower following quality.

The 2.3Mkg of Low Grown teas which were on offer met with lower demand. In the Leafy segment, OP/OPA shed a few rupees. Select best OP1s were substantially lower, others too were lower. In the Semi Leafy segment, BOP1s were lower. Pekoe varieties were firm to lower, Pekoe1s declined sharply. In the Small Leaf segment, FBOPs were lower to last. FBOPF varieties continued with lower demand. FBOPF1s eased several rupees. BOPF.SP, BOPF, BOP.SP and BOPs were lower to last. All Premium Flowery teas were lower.

Russia, Iran and the C.I.S countries lent fair support, Turkey was selective. Libya and Iraq were active.





MARKET DESCRIPTION

Western Teas

Select best BOPs were firm to Rs.50/- dearer, below best and plainer sorts were barely steady. Select best and best BOPFs were firm, however the poorer sorts declined by Rs.50/- to Rs.100/- and more following quality. Medium BOPs were tending easier by Rs.50/- to Rs.100/-, the BOPFs too declined by a similar margin.

Nuwara Eliya Teas

BOPs were tending irregular, there were hardly any BOPFs on offer.

Uva Teas

Uva BOP were tending easier by Rs.50/- on average, the BOPFs too were irregularly easier. Uda Pussellawa BOPs declined by Rs.50/- to Rs.100/- and more, the BOPFs too declined by Rs.50/- to Rs.100/- following quality.

CTC Teas

Low Grown BP1s were firm, the limited quantity of High and Medium BP1s were mostly easier. Select best Low Grown PF1s were barely steady, the High and Medium sorts too were irregularly lower following quality.

QUOTATIONS

	BOP – RS.	BOPF – RS.
Good Westerns	1750 – 1850	1700 – 1950
Average Westerns	1600 – 1700	1600 – 1650
Plainer Westerns	1440 – 1550	1460 – 1550
Western Mediums	1100 – 2400	980 – 1160
Uva Teas	1500 – 1750	1300 – 1750
Nuwara Eliya Teas	1700	NQ
Uda Pussellawa Teas	1360 – 1600	1320 – 1800
CTC (BP1 and PF1)	830 - 1340	820 - 1850





MARKET DESCRIPTION

Low Grown

Wiry OP1s along in the select best and best categories declined sharply, stalky secondaries however met with reasonable demand. Well-made OPs declined by Rs.100/- and more at times, below best types were firm to easier, secondaries were firm on last levels. Well-made OPAs declined by Rs.100/- to Rs.150/-, others too followed a similar trend. In the Semi Leafy segment, better twisted BOP1s met with lower demand, bolder types too were firm to lower. Well-made Pekoes along with the bold Pekoe invoices declined by Rs.100/-. Shotty Pekoe1s were firm to easier, reducers too tended lower to last.

Select best and best BOPs were lower by Rs.20/- to Rs.30/-, below best and secondary types were firm. BOP.SP.s and BOPF.SP.s met with reasonable demand. BOPFs followed a similar trend. Select best FBOPF1s were lower by Rs.50/- to Rs.60/-, best FBOPF1s too were lower by Rs.40/- to Rs.50/- and more following quality, below best types met with fair demand, secondaries were firm. Well-made FBOPs in the select best category were lower by Rs.40/- to Rs.50/-, best and below best types too were lower by Rs.40/- to Rs.50/-, secondaries were firm. FBOPF varieties met with lower demand. Select best Premium Flowery teas were substantially lower by Rs.100/- to Rs.200/- and more following quality, others too met with irregular demand.

Off Grades

Select best and best FGS1s were firm, below best and poorer types showed an irregular demand. Select best and best BMs declined by Rs.40/- to Rs.60/-, below best types were firm, poorer types declined by Rs.20/- to Rs.40/-. All BPs were firm. Select best and best BOP1AS were lower by 100/- to 150/- whilst below best and poorer sorts were firm on last levels.

Dust

Select best and best Dust1s were lower by Rs.10/- to Rs.15/-, below best types depreciated by Rs.10/- to Rs.20/-, poorer sorts sold at lower levels. High and Medium CTCs were lower by Rs.10/- to Rs.15/-. Low Grown CTCs were irregularly dearer by Rs.5/- to Rs.10/-. Low Grown Dust/ Dust1s were firm to dearer by Rs.10/- to Rs.15/-.



QUOTATIONS

	Select Best	Best	Below Best	Others
LIQUORING				
DUST-1	1400.00 - 1750.00	1300.00 - 1390.00	1200.00 - 1290.00	1000.00 - 1190.00
OFF GRADES				
FGS1	1440.00 - 1550.00	1300.00 - 1430.00	900.00 - 1290.00	450.00 - 890.00
FGS	1000.00 - 1700.00	800.00 - 990.00	650.00 - 790.00	400.00 - 640.00
LOW GROWNS				
FBOPF / FFSP / FFEXSP	4200.00 - 10450.00	3500.00 - 4000.00	2000.00 - 3400.00	1000.00 - 1900.00
BOP	2300.00 - 2700.00	1500.00 - 2200.00	1100.00 - 1400.00	850.00 - 1050.00
BOPSP	2200.00 - 2600.00	1500.00 - 2100.00	1100.00 - 1400.00	850.00 - 1050.00
BOPF	1800.00 - 2950.00	1300.00 - 1700.00	900.00 - 1200.00	700.00 - 820.00
FBOPF1	2300.00 - 2800.00	1800.00 - 2250.00	1500.00 - 1700.00	800.00 - 1350.00
FBOP	2400.00 - 3000.00	1700.00 - 2300.00	1400.00 - 1700.00	900.00 - 1200.00
BOP1	2850.00 - 3150.00	2650.00 - 2750.00	2400.00 - 2650.00	1400.00 - 1700.00
OP1	2750.00 - 3200.00	2600.00 - 2700.00	2350.00 - 2550.00	1100.00 - 1500.00
OP	1900.00 - 2300.00	1700.00 - 1800.00	1550.00 - 1650.00	1100.00 - 1250.00
OPA	1750.00 - 2300.00	1500.00 - 1600.00	1200.00 - 1400.00	800.00 - 1000.00
PEKOE	1800.00 - 2650.00	1650.00 - 1750.00	1250.00 - 1500.00	800.00 - 1150.00
PEKOE1	2300.00 - 2550.00	1900.00 - 2200.00	1600.00 - 1850.00	900.00 - 1200.00
DUST / DUST1	900.00 - 1300.00	800.00 - 890.00	700.00 - 790.00	600.00 - 690.00



- **Top Prices**
- **Colombo Auction Averages**
- **All Brokers Private Sale Figures**



TOP PRICES (SALE NO. 40 – 11TH / 12TH OCTOBER 2022)



WESTERN HIGH			
BOP		Weddemulla	2250.00
BOPSP		Queensberry	2200.00
BOPF/BOPFSP		Alton	1950.00
FBOP/FBOP1		Weddemulla	2400.00
FBOPF/FBOPF1		Glenloch	2500.00
BOP1	*	Bogahawatte	2450.00
OP/OPA	*	Venture	1650.00
		Weddemulla	1650.00
		Torrington	1650.00
		Bambrakelly	1650.00
OP1	*	St. Andrews	2000.00
		Bogahawatte	2000.00
PEKOE/PEKOE1		Weddemulla	2150.00

WESTERN MEDIUM			
BOP		Nayapane	2550.00
BOPSP		Windsorforest	2450.00
BOPF/BOPFSP		Craighead	2250.00
FBOP/FBOP1		Craighead	2900.00
FBOPF/FBOPF1		Windsorforest	2500.00
		Craighead	2500.00
BOP1		Doombagastalawa	2850.00
OP/OPA		Hatale	1800.00
OP1		Kurugama	2200.00
PEKOE/PEKOE1		Galgewatta	2250.00
		Orange Field	2250.00

UDA PUSSELLAWA			
BOP	*	Mooloya	1600.00
BOPSP		Gampaha	2300.00
BOPF/BOPFSP	+	Kirklees	1800.00
FBOP/FBOP1		Alma	2350.00
FBOPF/FBOPF1		Alma	2400.00
BOP1	-	-	-
OP/OPA		Alma	1700.00
OP1		Delmar	1080.00
PEKOE/PEKOE1		Alma	2250.00

UVA HIGH			
BOP		Uva Highlands	2350.00
BOPSP		Ranaya	2400.00
BOPF/BOPFSP		Uva Highlands	2250.00
FBOP/FBOP1	*	Glenanore	2650.00
FBOPF/FBOPF1		Ranaya	2450.00
BOP1		Glenanore	2650.00
OP/OPA		Craig	1750.00
OP1		Glenanore	1900.00
		Gonamotawa	1900.00
PEKOE/PEKOE1		Ranaya	2350.00

UVA MEDIUM			
BOP		Dickwella	2300.00
BOPSP	*	Sarnia Plaiderie	2450.00
	*	Halpewatte Uva	2450.00
BOPF/BOPFSP		Dickwella	2350.00
FBOP/FBOP1		Dickwella	2400.00
FBOPF/FBOPF1	*	Sarnia Plaiderie	2400.00
BOP1		Glen Alpin	2900.00
		Demodera 's'	2900.00
OP/OPA	*	Adawatte	1800.00
		Ambrosia Uva	1800.00
OP1		Meddakanda	2100.00
		Halpewatta Uva	2100.00
PEKOE/PEKOE1		Ury	2250.00

CTC HIGH			
PF1	*	Dunsinane CTC	1850.00
BP1		-	-
BPS		-	-
OF		-	-

CTC MEDIUM			
PF1	*	New Peacock CTC	1850.00
BP1	*	Delta CTC	1340.00
BPS	-	-	-
OF	-	-	-

NUWARA ELIYA			
BOP	-	-	-
BOPF/BOPFSP	*	Kenmare	1480.00
FBOP/FBOP1	*	Kenmare	1700.00
OP/OPA	++	Kenmare	1400.00
PEKOE/PEKOE1		Court Lodge	1750.00

CTC LOW			
PF1	**	Ceciliyan CTC	1850.00
	*	Hingalgoda CTC	1850.00
	*	Suduwelipothahena CTC	1850.00
	*	Cee Tee Hills CTC	1850.00
		Kalubowitiyana CTC	1850.00
BP1	*	Ceciliyan CTC	1040.00
BPS		Ross Feld CTC	960.00
		Spring Field Super CTC	960.00
OF	-	-	-



TOP PRICES (SALE NO. 40 – 11TH / 12TH OCTOBER 2022)



LOW			
BOP		Golden Garden	2700.00
BOPSP		Kiruwanaaganga	2600.00
BOPF		Sithaka	2950.00
BOPFSP		Golden Garden	2600.00
		Wathurawila	2600.00
FBOP		Golden Garden	3000.00
FBOP1		Garden Leaf	2600.00
FBOPF		H P P Tea	2850.00
FBOPF1	*	Richiland	2800.00
		Green Lanka	2800.00
		Morawakkorale	2800.00
BOP1		New Vithanakanda	3150.00
OP1		Pothotuwa	3200.00
OP		New Deniyaya	2300.00
OPA		Liyonta	2300.00
PEKOE		Lumbini	2650.00
PEKOE1		Pothotuwa	2550.00

PREMIUM			
FBOPFSP		Rajjuruwatta Super	7850.00
FBOPFEXSP	++	Garden Leaf	10450.00
	*	Ceciliyan	7450.00
FBOPFEXSP1		Alhewana Super	8500.00

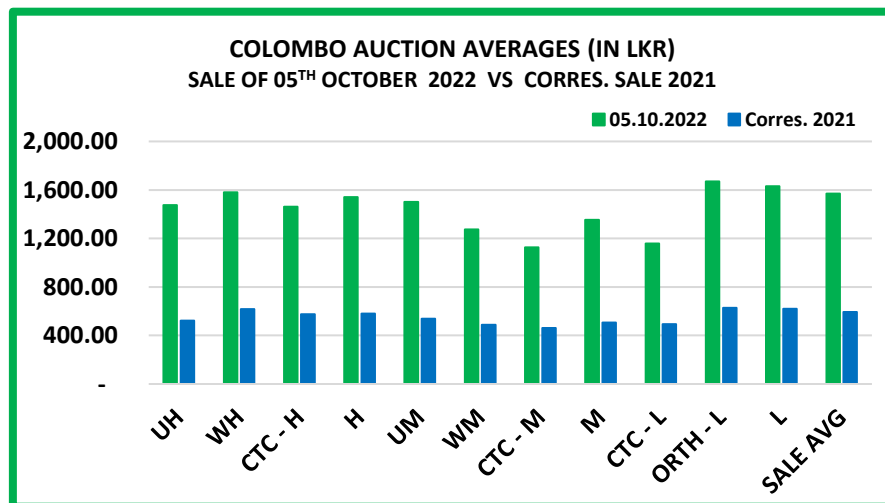
DUST			
DUST1		Great Western	1750.00
		Wattegodde	1750.00
P.DUST		Dunsinane CTC	1440.00

OFF GRADES			
FNGS/FNGS1		Wellandura Special	1700.00
PFNGS	*	Hingalgoda CTC	1800.00
BM		Gunawardena	1950.00
BP		Liyonta	1850.00
BOP1A		Moragalla A1	2050.00

**** MORE THAN ONE TOP PRICE OBTAINED**
*** TEAS SOLD BY JOHN KEELLS PLC**
+ ALL TIME RECORD PRICE
++ ALL TIME RECORD PRICE EQUALED



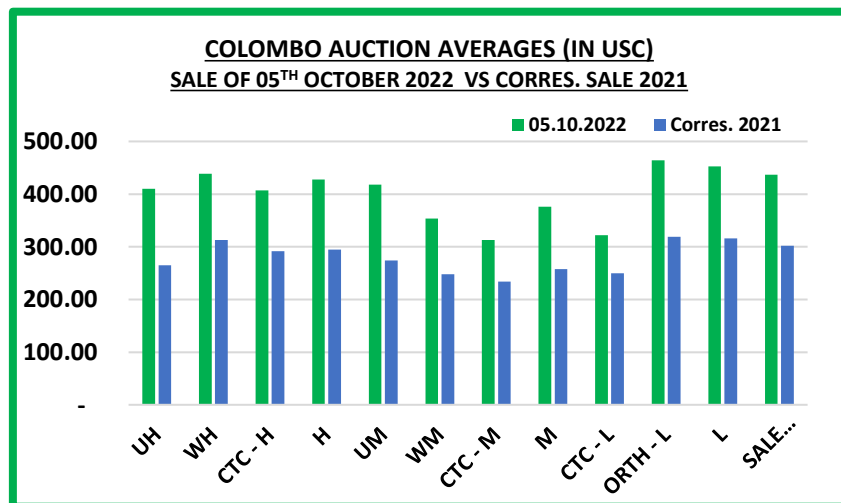
COLOMBO AUCTION AVERAGES



	Sale of 28/09/2022In LKR	Sale of 05/10/2022 In LKR	Corres. 2021 In LKR
Uva High Grown	1458.63	1476.58	521.46
Western High Grown	1564.46	1581.01	616.79
CTC High Grown	1388.63	1463.01	575.33
Summary of High Grown	1519.95	1541.51	580.93
Uva Medium Grown	1551.41	1502.59	539.57
Western Medium Grown	1332.38	1275.69	487.29
CTC Medium Grown	1137.01	1126.26	460.73
Summary of Medium Grown	1406.80	1354.78	506.64
CTC Low Grown	1201.40	1158.51	492.30
Orthodox Low Grown	1799.96	1669.61	627.44
Summary of Low Grown	1754.66	1631.93	620.88
TOTAL SALE AVERAGE	1653.37	1571.21	594.77



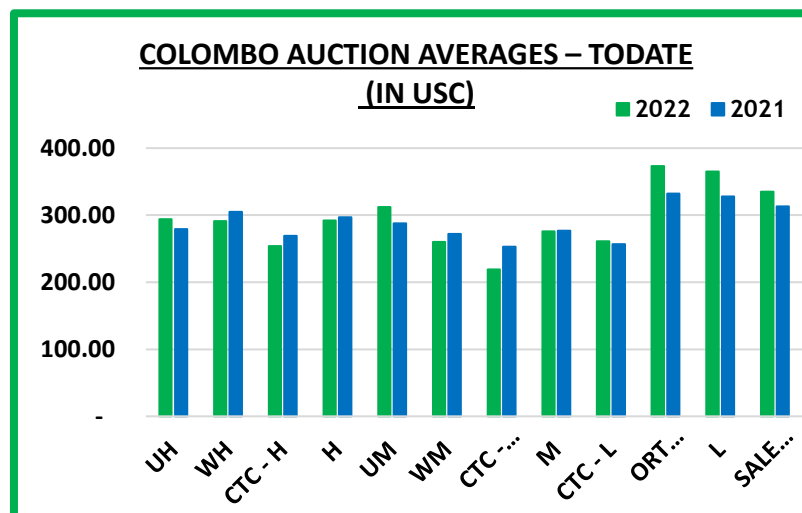
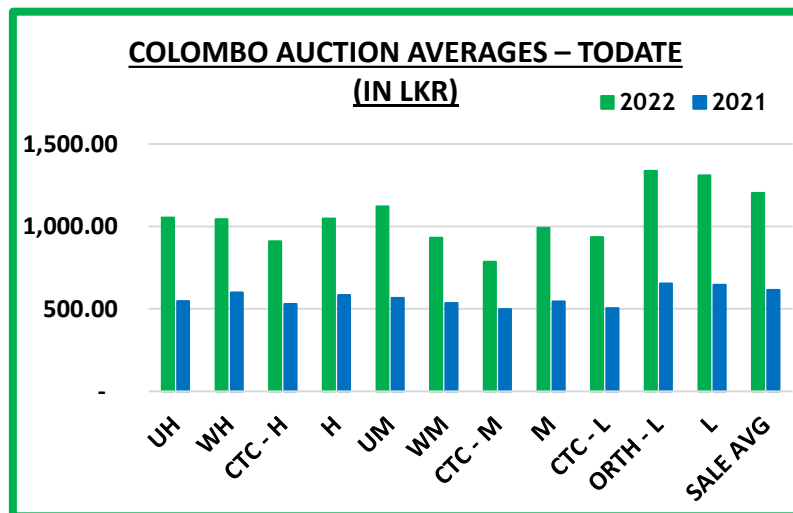
COLOMBO AUCTION AVERAGES



	Sale of 28/09/2022 In USC	Sale of 05/10/2022 In USC	Corres. 2021 In USC
Uva High Grown	403	410	265
Western High Grown	432	439	313
CTC High Grown	384	407	292
Summary of High Grown	420	428	295
Uva Medium Grown	429	418	274
Western Medium Grown	368	354	248
CTC Medium Grown	314	313	234
Summary of Medium Grown	389	376	258
CTC Low Grown	332	322	250
Orthodox Low Grown	498	464	319
Summary of Low Grown	485	453	316
TOTAL SALE AVERAGE	457	437	302



COLOMBO AUCTION AVERAGES



January to Date (Sale No.39)	2022 LKR	2021 LKR	2022 USC	2021 USC
Uva High Grown	1053.84	548.29	294	279
Western High Grown	1043.79	599.16	291	305
CTC High Grown	910.42	529.82	254	269
Summary of High Grown	1047.21	583.42	292	297
Uva Medium Grown	1120.82	566.44	312	288
Western Medium Grown	931.13	536.08	260	272
CTC Medium Grown	785.34	498.68	219	253
Summary of Medium Grown	991.57	545.45	276	277
CTC Low Grown	936.07	505.17	261	257
Orthodox Low Grown	1336.46	654.15	373	332
Summary of Low Grown	1309.06	645.97	365	328
TOTAL SALE AVERAGE	1202.01	615.69	335	313



COLOMBO AUCTION AVERAGES

FROM 05 TH OCTOBER 2022	LKR
Uva High Grown	1472.07
Western High Grown	1585.66
Summary of High Grown	1544.16
Uva Medium Grown	1502.74
Western Medium Grown	1269.81
Summary of Medium Grown	1349.78
Summary of Low Grown	1626.69
TOTAL SALE AVERAGE	1566.94



ALL BROKERS PRIVATE SALE FIGURES (FOR THE PERIOD – 03RD TO 08TH OCTOBER 2022)

	WEEKLY	TODATE
High & Medium	49,501.00	1,642,613.10
Low	9,577.00	296,128.50
Green Tea	37,547.00	1,126,667.30
Organic Tea	4,217.00	365,418.43
BMF	36,124.00	5,069,284.00
Direct Sales	-	-
Forward Contract	31,450.00	1,480,310.00





- **Crop and Weather**
- **Crop Figures**
- **Export Figures**
- **Tea News**

CROP AND WEATHER - FOR THE PERIOD OF – 03RD TO 09TH OCTOBER 2022



Western

Bright mornings with evening showers were reported in Dickoya and Agarapatana whilst, Bright mornings with dull evenings were experienced throughout the week in Bogowantalawa.



Nuwara Eliya

Bright weather was recorded at the beginning of the week in the Nuwara Eliya district whilst, rainy weather conditions prevailed thereafter. Bright mornings with evening showers were reported throughout the week in the Kandapola district.



Uva

Bright mornings with evening showers were reported throughout the week in Lunugala, Badulla and Haputale.



Low Grown

Dull weather with occasional showers were reported at the beginning of the week in the Rathnapura district whilst, bright weather conditions prevailed thereafter. Bright mornings with evening showers were experienced in the Deniyaya district. Rainfall was recorded throughout the week in the Galle district.



Crop

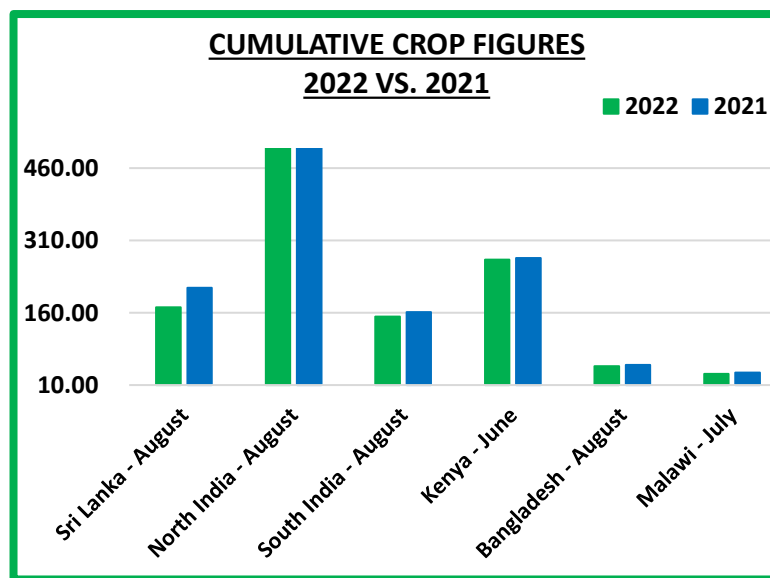
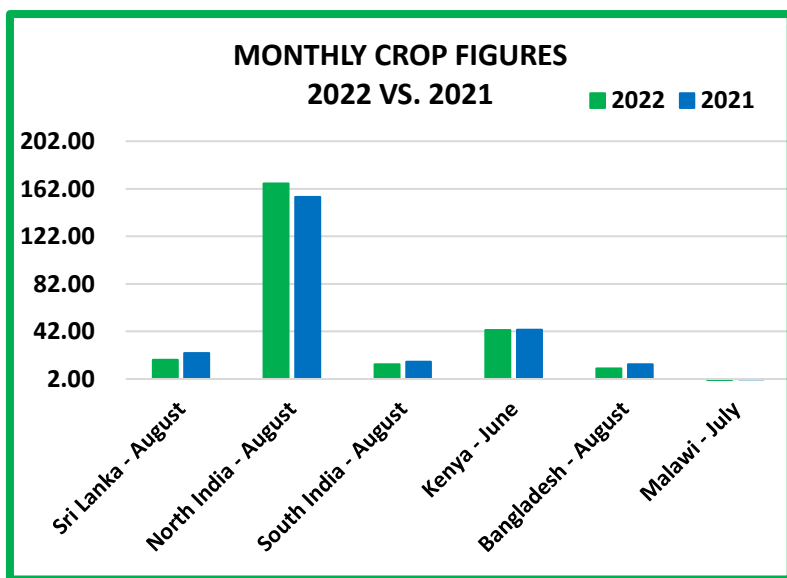
Crop intakes are moderate.



CROP FIGURES OF MAJOR PRODUCING & EXPORTING COUNTRIES

Country	Month	2022	2021	Cumulative + Inc. / Dec.	Cumulative	2022	2021	Cumulative + Inc. / Dec.
Sri Lanka	August	18.27	23.87	- 5.6	Upto August	171.37	211.97	- 40.60
North India	August	166.43(E)	155.03	+ 11.40	Upto August	642.16(E)	638.91	+ 3.25
South India	August	14.27(E)	16.59	- 2.32	Upto August	152.48(E)	161.29	- 8.81
Kenya	June	43.27	43.47	+ 0.20	Upto June	270.36	274.07	- 3.71
Bangladesh	August	10.76	14.39	- 3.63	Upto August	49.09	52.15	- 3.06
Malawi	July	1.30	1.80	- 0.50	Upto July	33.70	36.30	- 2.60

(E) - Estimated



SRI LANKA TEA EXPORTS



DESCRIPTION	QTY (KG)	VALUE (RS)	APPROX.AV.UNIT FOB VALUE PER KG.RS/CTS
SEPTEMBER 2022			
Instant Tea	384,571.03	1,118,476,433.00	2,908.37
Tea in Packets	9,262,029.50	16,983,361,152.00	1,833.65
Green Tea	381,833.63	1,684,779,428.00	4,412.34
Tea in Bags	1,654,160.24	5,691,068,882.00	3,440.46
Tea in Bulk	9,862,301.37	17,216,347,123.00	1,745.67
Total	21,544,895.77	42,694,033,018.00	1,981.63
SEPTEMBER 2021			
Instant Tea	176,687.95	315,024,082.00	1,782.94
Tea in Packets	10,696,933.17	9,061,436,149.00	847.11
Green Tea	402,545.70	955,560,696.00	2,373.79
Tea in Bags	1,620,615.38	2,786,601,465.00	1,719.47
Tea in Bulk	10,526,719.78	7,911,224,368.00	751.54
Total	23,423,501.98	21,029,846,760.00	897.81
JANUARY / SEPTEMBER 2022			
Instant Tea	2,143,927.65	5,254,260,816.00	2,450.76
Tea in Packets	86,536,945.62	121,915,444,668.00	1,408.83
Green Tea	3,206,999.33	11,918,591,109.00	3,716.43
Tea in Bags	16,523,450.86	42,266,292,263.00	2,557.96
Tea in Bulk	84,196,593.68	112,894,010,241.00	1,340.84
Total	192,607,917.14	294,248,599,097.00	1,527.71
JANUARY / SEPTEMBER 2021			
Instant Tea	2,206,276.24	3,877,811,685.00	1,757.63
Tea in Packets	93,425,903.05	81,155,924,692.00	868.67
Green Tea	3,379,257.40	7,579,586,355.00	2,242.97
Tea in Bags	18,138,756.92	28,815,796,033.00	1,588.63
Tea in Bulk	94,489,147.83	73,869,714,828.00	781.78
Total	211,639,341.44	195,298,833,593.00	922.79





MAJOR IMPORTERS OF SRI LANKA TEA

JANUARY / SEPTEMBER 2022

COUNTRY	BULK TEA	PACKETED TEA	TEA BAG	INSTANT TEA	GREEN TEA	TOTAL 2022	TOTAL 2021
IRAQ	4,855,618.00	30,231,148.94	211,123.28	-	32,557.80	35,330,448.02	28,104,496.96
RUSSIA	14,394,033.50	2,693,322.98	373,096.35	439.38	343,102.92	17,803,995.13	20,382,325.76
U.A.E.	10,409,183.61	5,885,049.40	173,676.30	235.96	241,604.46	16,709,749.73	16,493,526.26
TURKEY	2,323,361.00	8,370,487.37	75,159.38	-	14,492.94	10,783,500.69	24,248,645.71
IRAN	5,109,558.00	5,158,280.28	134,164.37	-	19,249.20	10,421,251.85	11,154,702.78
LIBYA	-	8,970,752.30	20,621.34	-	324,805.20	9,316,178.84	9,447,455.10
AZERBAIJAIN	8,873,067.00	356,543.58	3,454.35	-	5,998.70	9,239,063.63	8,349,717.30
CHINA	7,086,711.55	1,326,200.25	131,130.01	72,111.10	47,399.11	8,663,552.02	10,763,795.13
CHILE	4,822,000.00	183,814.40	655,175.76	3.10	58,771.84	5,719,765.10	6,444,157.00
GERMENY	3,482,727.00	1,620,041.67	180,555.29	33,600.00	70,619.76	5,387,543.72	4,973,863.86



TEA NEWS AROUND THE GLOBE



CHITTAGONG MARKET

SALE NO.23 – 10TH OCTOBER 2022

CTC LEAF: 60,406 packages of Current Season teas were on offer.

BROKENS: A handful of well made good liquoring BOPs/GBOPs were a dearer market with prices appreciating further by Tk.5/- to Tk.10/- and sometimes more following competition. Medium varieties met with good demand at around last levels. Plainer sorts met with less demand and were mostly easier in line with quality. BLFs met with a selective market at around last levels with more withdrawals.

FANNINGS: Best liquoring Fannings were again a strong feature of the sale and advanced by Tk.10/- and more following competition. Good and Medium varieties were mostly firm to occasionally dearer. Plainer types, however, met with less interest and generally eased following quality with a little more withdrawals. BLFs met with a selective market at around last levels with more withdrawals.

CTC DUST: 13,111 packages of Current Season teas on offer met with good demand. Good liquoring Dusts sold well at around last levels. Mediums met with fair demand easing by Tk.5/- to Tk.8/- over last. Once again Plain and BLF Dusts witnessed a decline in price levels with more withdrawals. Blenders lent strong support with fair interest from the Loose tea buyers.

COMMENTS: There was a large weight of plainer varieties on offer which witnessed stronger competition and were substantially dearer. Select few lines of good liquoring varieties were again a strong feature of the sale and prices for these appreciated further following competition. Blenders lent stronger support with more interest from the Loose tea buyers.

Good liquoring Dusts continued to meet with more competition.

Our catalogue: (Sale 23) Avg: Tk 218.31, Sold 74.8% & (Sale 22) Avg: Tk 227.21, sold 69.9%.

Quotations – This Week – (In Taka)

Brokens	This Week	Last Week	Fannings	This week	Last Week	Dust	This week	Last Week
Large	220-225 nom	222-227 nom	Best	245-255	242-255	PD	165-300	210-265
Medium	222-230	224-232	Good	234-242	232-240	RD	150-270	150-295
Small	222-232	225-234	Medium	225-230	225-230	D	175-283	153-275
Plain	190-200	190-205	Plain	190-200	190-205	CD	155-380	170-314
BLF	130-165	130-165	BLF	130-165	130-165	BLF	150-210	150-170

Exchange Rates 10th October 2022 Sterling Pound: Tk. 109.6921, dollar: Tk. 99.0000

SOURCE : NATIONAL BROKERS LTD



UPCOMING AUCTION DETAILS

Auction No.	42		41	
Dates	25 th /26 th October 2022		18 th /19 th October 2022	
	No. of Lots	Qty – kg	No. of Lots	Qty – kg
Ex-Estate	683	778,180	698	805,207
Main Sale Total	9,629	4,576,722	9,780	4,705,793
High & Medium	1,604	761,299	1,553	766,704
Low Grown – Leafy	1,783	685,323	1,829	707,614
Low Grown – Semi Leafy	1,285	535,048	1,254	522,954
Low Grown Tippy	2,046	1,030,177	2,078	1,057,051
Premium / Flowery	404	61,633	417	69,118
Off Grades	2,061	1,088,152	2,218	1,188,474
Dust	446	415,090	431	393,878
Grand Total	10,312	5,354,902	10,478	5,511,000
Reprints	824	409,591	957	474,032
Total No. of Lots on Offer	10,312		10,478	
Total Quantity on Offer (kg)	5,354,902		5,511,000	



SCHEDULED CLOSING DATES

Auction No.	Date of Sale	Ex-Estate	Main Sale
43	01 st / 02 nd November 2022	13/10/2022	13/10/2022
44	08 th / 09 th November 2022	20/10/2022	20/10/2022
45	15 th / 16 th November 2022	27/10/2022	27/10/2022

PROMPT DATES

Auction No.	Buyers	Sellers
41	25/10/2022	26/10/2022
42	01/11/2022	02/11/2022
43	08/11/2022	09/11/2022



ORDER OF SALE (SALE NO. 41 – 18TH / 19TH OCTOBER 2022)

Main Sale Order – 1 (Leafy / Semi Leafy / Tippy / Premium / 1A)	Main Sale Order – 2 (H & M / Off Grade / Dust)	Ex-Estate
CEYLON TEA BROKERS PLC	BARTLEET PRODUCE MARKETING (PVT) LTD	EASTERN BROKERS. LTD.
BARTLEET PRODUCE MARKETING (PVT) LTD	LANKA COMMODITY BROKERS LTD	MERCANTILE PRODUCE BROKERS (PVT) LTD
FORBES & WALKER TEA BROKERS (PVT) LTD	CEYLON TEA BROKERS PLC	JOHN KEELLS PLC
EASTERN BROKERS. LTD.	EASTERN BROKERS. LTD.	BARTLEET PRODUCE MARKETING (PVT) LTD
MERCANTILE PRODUCE BROKERS (PVT) LTD	JOHN KEELLS PLC	CEYLON TEA BROKERS PLC
JOHN KEELLS PLC	ASIA SIYAKA COMMODITIES PLC.	LANKA COMMODITY BROKERS LTD
LANKA COMMODITY BROKERS LTD	MERCANTILE PRODUCE BROKERS (PVT) LTD	FORBES & WALKER TEA BROKERS (PVT) LTD
ASIA SIYAKA COMMODITIES PLC.	FORBES & WALKER TEA BROKERS (PVT) LTD	ASIA SIYAKA COMMODITIES PLC.

[DB : HR / SG]





“

If life were predictable it would cease to be life, and be
without flavor.

– *Eleanor Roosevelt*

”