



TEA MARKET REPORT

JOHN KEELLS PLC

SALE NO.41 – 18TH / 19TH OCTOBER 2022

ORDER OF SALE (SALE NO. 41 – 18TH / 19TH OCTOBER 2022)

Main Sale Order – 1 (Leafy / Semi Leafy / Tippy / Premium / 1A)	Main Sale Order – 2 (H & M / Off Grade / Dust)	Ex-Estate
CEYLON TEA BROKERS PLC	BARTLEET PRODUCE MARKETING (PVT) LTD	EASTERN BROKERS. LTD.
BARTLEET PRODUCE MARKETING (PVT) LTD	LANKA COMMODITY BROKERS LTD	MERCANTILE PRODUCE BROKERS (PVT) LTD
FORBES & WALKER TEA BROKERS (PVT) LTD	CEYLON TEA BROKERS PLC	JOHN KEELLS PLC
EASTERN BROKERS. LTD.	EASTERN BROKERS. LTD.	BARTLEET PRODUCE MARKETING (PVT) LTD
MERCANTILE PRODUCE BROKERS (PVT) LTD	JOHN KEELLS PLC	CEYLON TEA BROKERS PLC
JOHN KEELLS PLC	ASIA SIYAKA COMMODITIES PLC.	LANKA COMMODITY BROKERS LTD
LANKA COMMODITY BROKERS LTD	MERCANTILE PRODUCE BROKERS (PVT) LTD	FORBES & WALKER TEA BROKERS (PVT) LTD
ASIA SIYAKA COMMODITIES PLC.	FORBES & WALKER TEA BROKERS (PVT) LTD	ASIA SIYAKA COMMODITIES PLC.



AUCTION DETAILS

Auction No.	41	
Dates	18 th /19 th October 2022	
	No. of Lots	Qty – kg
Ex Estate	698	805,207
Main Sale Total	9,780	4,705,793
High & Medium	1,553	766,704
Low Grown - Leafy	1,829	707,614
Low Grown - Semi Leafy	1,254	522,954
Low Grown Tippy	2,078	1,057,051
Premium / Flowery	417	69,118
Off Grades	2,218	1,188,474
Dust	431	393,878
Grand Total	10,478	5,511,000
Reprints	957	474,032
Total No. of Lots Offered	10,478	
Total Quantity Offered (kg)	5,511,000	

PROMPT DATES

Auction No.	Buyers	Sellers
41	25/10/2022	26/10/2022

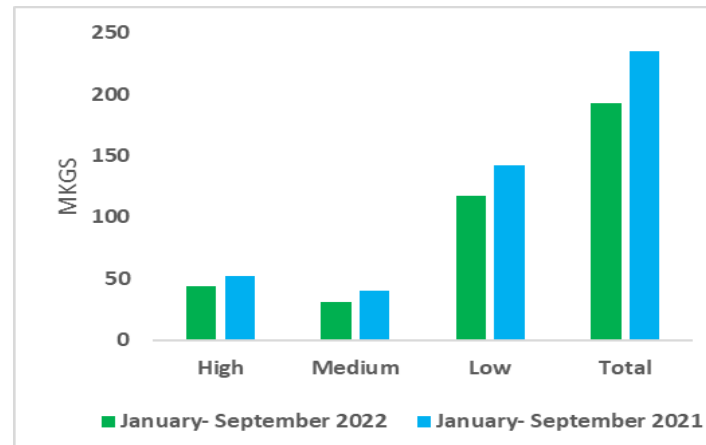
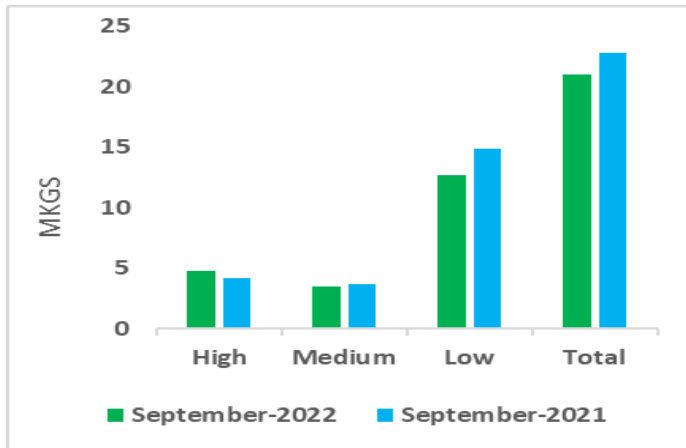


COMMENTS



Sri Lanka harvested a crop of 20.9Mkg during the Month of September 2022 which is a negative variance of 7.8% when compared to the crop harvested in September 2021. The main contributor for the 20.9Mkg was from the Low Grown planting districts with 60.6%, the High Grown at 22.6% followed by Medium Grown at 16.8%. When compared with the 2021 harvest, a positive variance of 13% was recorded in the High Grown, however negative variances have been recorded in the Medium Grown at 4% along with the Low Grown at 15%.

Tea Production September 2022								
Black Tea Production According To Elevations								
Elevation	September (Kg)				January to Date (Kg)			
	2022	2021	Change	% Change	2022	2021	Change	% Change
High	4,733,873	4,203,944	529,929	13%	43,680,606	51,732,253	-8,051,647	-15.56%
Medium	3,521,068	3,671,696	-150,628	-4%	31,080,358	40,456,671	-9,376,313	-23.18%
Low	12,708,395	14,875,734	-2,167,339	-15%	117,615,448	142,534,125	-24,918,677	-17.48%
Total	20,963,336	22,751,374	-1,788,038	-8%	192,376,412	234,723,049	-42,346,637	-18.04%



COMMENTS



The 0.80Mkg of Ex estate teas on offer met with fair demand. Select Best Western High Grown BOPs were firm, the below best and plainer varieties were tending easier. Select Best Western High Grown BOPFs too were firm together with the below best sorts, however plainer varieties declined. Nuwara Eliya BOPs were irregular, there were hardly any BOPFs on offer. Uda Pussellawa BOPs declined, the BOPFs too followed a similar trend. UVA BOPs were barely steady, the BOPFs were tending easier. Low grown CTC BP1s were easier, the High and Medium sorts were irregularly lower. Low Grown CTC PF1s were firm to a little easier, the High and Medium sorts were irregularly lower following quality.

The 2.3Mkg of Low Grown teas which were on offer met with lower demand. In the Leafy segment, OP/OPA shed a few rupees. Select best and best OP1s were lower, others were mostly firm. In the Semi Leafy segment, BOP1s were lower to last. Pekoe varieties were firm, Pekoe1s were irregularly lower. In the Small Leaf segment, FBOPs were lower to last. FBOPF varieties continued with lower demand. FBOPF1s declined substantially towards the latter part of the sale. BOPF.SP, BOPF, BOP.SP and BOPs too met with lower demand. All Premium Flowery teas were lower.

Turkey, Russia, Iran and the C.I.S countries lent fair support. Libya and Iraq were active.



MARKET DESCRIPTION

Western Teas

Select best BOPs were firm, the below best types too followed a similar trend, the poorer teas were easier by Rs.50/- to Rs.100/-. Select best BOPFs were firm, below best types too maintained last levels, the poorer sorts declined following quality. Medium BOPs were easier by Rs.50/- to Rs.100/-, the BOPFs were firm to irregular at times.

Nuwara Eliya Teas

BOPs were firm, there were hardly any BOPFs on offer.

Uva Teas

Uva BOP were firm, the BOPFs were barely steady. Uda Pussellawa BOPs were easier by Rs.100/- to Rs.150/-, the BOPFs too were irregularly lower following quality.

CTC Teas

Low Grown BP1s declined by Rs.50/- to Rs.100/-, the High and Medium sorts were irregular. Low Grown PF1s were irregularly easier following quality, the High Grown sorts were firm to a little easier at times, however the Medium Grown declined by Rs.100/- to Rs.200/- following quality.

QUOTATIONS

	BOP – RS.	BOPF – RS.
Good Westerns	1750 – 1850	1700 – 1800
Average Westerns	1600 – 1700	1600 – 1650
Plainer Westerns	1460 – 1550	1460 – 1550
Western Mediums	1000 – 2450	1400 – 1500
Uva Teas	1320 – 1750	1260 – 1650
Nuwara Eliya Teas	1420 – 1600	NQ
Uda Pussellawa Teas	1200 – 1650	1240 – 1650
CTC (BP1 and PF1)	700 - 1320	750 - 1850





MARKET DESCRIPTION

Low Grown

Well-made wiry OP1s along with the bolder types sold at lower levels to last week, secondaries were firm. Better twisted OPs were firm to marginally easier, below best types however met with fair demand. Well-made OPAs were firm on last, others too met with fair demand. In the Semi Leafy segment, BOP1s met with lower demand. Well-made Pekoes were firm to marginally easier, reducers too followed a similar trend. Shotty Pekoe1s were mainly firm, reducers were firm to marginally easier.

Select best and best BOPs were lower by Rs.20/- to Rs.30/-, below best and secondary types were firm. BOP.SP.s and BOPF.SP.s met with reasonable demand. BOPF.s followed a similar trend. Select best FBOPF1s were lower by Rs.50/- to Rs.60/-, best and below best FBOPF1s too were lower by Rs.40/- to Rs.50/- and more following quality, secondaries were firm. Well-made FBOPs in the select best category were lower by Rs.40/- to Rs.50/-, best and below best types too were lower by Rs.40/- to Rs.50/-, secondaries were firm. FBOPF varieties met with lower demand. Select best Premium Flowery teas were lower by Rs.100/- to Rs.200/- and more following quality, others too met with irregular demand.

Off Grades

Select best and best FGS1s were firm, below best and poorer types were easier by Rs.10/- to Rs.20/-. Select best and best BMs were firm, below best and poorer types were easier by Rs.10/-. All BPs were firm. Select best and best BOP1AS were dearer by Rs.150/- to Rs.200/-, below best sorts maintained on last levels whilst poorer types were dearer by Rs.40/- to Rs.60/- and more at times.

Dust

Select best and best Dust1s appreciated Rs.10/- to Rs.15/-, below best and poorer sorts were firm to dearer by Rs.15/- to Rs.20/-. High and Medium CTCs appreciated Rs.10/- to Rs.15/-. Low Grown CTCs met with fair demand, however the cleaner invoices fetched Rs.10/- to Rs.15/- and more. Low Grown Dust/ Dust1s were firm to dearer by Rs 10/-.



QUOTATIONS

	Select Best	Best	Below Best	Others
LIQUORING				
DUST-1	1600.00 - 1850.00	1500.00 - 1590.00	1400.00 - 1490.00	1350.00 - 1390.00
OFF GRADES				
FGS1	1440.00 - 1550.00	1300.00 - 1430.00	900.00 - 1290.00	450.00 - 890.00
FGS	1000.00 - 1100.00	800.00 - 990.00	650.00 - 790.00	400.00 - 640.00
LOW GROWNS				
FBOPF / FFSP / FFEXSP	4200.00 - 10000.00	3500.00 - 4000.00	2000.00 - 3400.00	1000.00 - 1900.00
BOP	2300.00 - 2750.00	1500.00 - 2200.00	1100.00 - 1400.00	850.00 - 1050.00
BOPSP	2200.00 - 2700.00	1500.00 - 2100.00	1100.00 - 1400.00	850.00 - 1050.00
BOPF	1800.00 - 2800.00	1300.00 - 1700.00	900.00 - 1200.00	700.00 - 820.00
FBOPF1	2300.00 - 2700.00	1800.00 - 2250.00	1500.00 - 1700.00	800.00 - 1350.00
FBOP	2300.00 - 2900.00	1700.00 - 2200.00	1400.00 - 1700.00	900.00 - 1200.00
BOP1	2800.00 - 3150.00	2600.00 - 2700.00	2400.00 - 2600.00	1500.00 - 1800.00
OP1	2700.00 - 3100.00	2550.00 - 2650.00	2300.00 - 2450.00	1100.00 - 1500.00
OP	1800.00 - 2500.00	1650.00 - 1750.00	1500.00 - 1600.00	1100.00 - 1250.00
OPA	1750.00 - 2300.00	1500.00 - 1600.00	1200.00 - 1400.00	800.00 - 1000.00
PEKOE	1750.00 - 2500.00	1600.00 - 1700.00	1250.00 - 1450.00	800.00 - 1150.00
PEKOE1	2250.00 - 2650.00	1850.00 - 2150.00	1550.00 - 1800.00	900.00 - 1200.00
DUST / DUST1	1200.00 - 1420.00	1000.00 - 1190.00	900.00 - 990.00	800.00 - 890.00



- **Top Prices**
- **Colombo Auction Averages**
- **All Brokers Private Sale Figures**



TOP PRICES (SALE NO. 41 – 18TH / 19TH OCTOBER 2022)



WESTERN HIGH			
BOP		Great Western	1850.00
BOPSP		Bambrakelly	2150.00
BOPF/BOPFSP		Wattegodde	1800.00
		Great Western	1800.00
		Tillyrie	1800.00
FBOP/FBOP1	*	Bogahawatte	2350.00
FBOPF/FBOPF1	*	St.Andrews	2200.00
		Weddemulla	2200.00
BOP1		Inverness	2600.00
OP/OPA	*	St.Andrews	1650.00
OP1	*	Venture	1950.00
PEKOE/PEKOE1	*	Inverness	1900.00
		Torrington	1900.00

UVA HIGH			
BOP	*	Aislaby	2200.00
BOPSP		Ranaya	2250.00
BOPF/BOPFSP		Uva Highlands	2100.00
FBOP/FBOP1	*	Aislaby	2500.00
FBOPF/FBOPF1		Ranaya	2300.00
BOP1	*	Uva Highlands	2200.00
OP/OPA	*	Glenanore	1550.00
	*	Ellathota Uva	1550.00
	*	Spring Valley	1550.00
		Oodoowerre	1550.00
		Ranaya	1550.00
		Gonamotawa	1550.00
OP1		Glenanore	2050.00
PEKOE/PEKOE1		Ranaya	2200.00

NUWARA ELIYA			
BOP		Mahagastotte	1600.00
		Court Lodge	1600.00
BOPF/BOPFSP		Court Lodge	1380.00
FBOP/FBOP1	*	Kenmare	2250.00
OP/OPA	-	-	-
PEKOE/PEKOE1		Court Lodge	1600.00

WESTERN MEDIUM			
BOP	*	Kenilworth	2400.00
BOPSP	*	Nayapane	2450.00
BOPF/BOPFSP		Doombagastalawa	2300.00
FBOP/FBOP1		Doombagastalawa	2900.00
FBOPF/FBOPF1		Dartry Valley	2450.00
BOP1		Dartry Valley	2350.00
OP/OPA		Hatale	1700.00
OP1		New Rothschild	2150.00
PEKOE/PEKOE1		Hatale	2250.00
		Uplands	2250.00

UVA MEDIUM			
BOP		Dickwella	2250.00
BOPSP	*	Sarnia Plaiderie	2350.00
BOPF/BOPFSP		Dickwella	2150.00
FBOP/FBOP1		Ury	2400.00
FBOPF/FBOPF1	*	Halpewatte Uva	2400.00
BOP1		Maratenne	2250.00
OP/OPA	**	Halpewatte Uva	1600.00
	*	Sarnia Plaiderie	1600.00
		Maratenne	1600.00
		Wewesse	1600.00
		Aruna Passara	1600.00
		Uva Samovar	1600.00
		Gonakelle	1600.00
OP1		Dickwella	2050.00
PEKOE/PEKOE1		Aruna Passara	2100.00

CTC LOW			
PF1		New Galbode CTC Super	1900.00
BP1		Ceciliyan CTC	900.00
		Suduwelipothahena CTC	900.00
BPS		Ross Feld CTC	920.00
OF		Peakwatta CTC	610.00

UDA PUSSELLAWA			
BOP	*	Mooloya	1650.00
		Kirklees	1650.00
BOPSP		Delmar	1850.00
BOPF/BOPFSP		Luckyland	1650.00
FBOP/FBOP1		Alma	2150.00
FBOPF/FBOPF1		Alma	2150.00
		Gampaha	2150.00
BOP1		Alma	2200.00
OP/OPA		Alma	1600.00
OP1		Alma	1900.00
PEKOE/PEKOE1		Alma	2000.00

CTC HIGH			
PF1	**	Dunsinane CTC	1550.00
BP1		-	-
BPS		-	-
OF		-	-

CTC MEDIUM			
PF1		New Peacock CTC	1550.00
BP1	*	Delta CTC	1320.00
BPS	*	Donside CTC	890.00
OF	-	-	-



TOP PRICES (SALE NO. 41 – 18TH / 19TH OCTOBER 2022)



LOW			
BOP		Pothotuwa	2750.00
BOPSP	*	Ceciliyan	2700.00
	*	Cee Tee Hills	2400.00
BOPF		Sithaka	2800.00
BOPFSP		Wathurawila	2400.00
		Kiruwanaganga	2400.00
		Mahaliyadda	2400.00
		Stream Line	2400.00
FBOP		Pothotuwa	2900.00
FBOP1		Suduwelipothahena Super	2650.00
FBOPF		Gunawardana	2600.00
FBOPF1		Allen Valley	2700.00
BOP1		Hidellana	3150.00
OP1		Pothotuwa	3100.00
OP		Makandura	2500.00
OPA		Green Lanka	2300.00
PEKOE		Liyonta	2500.00
		Lumbini	2500.00
PEKOE1		Pothotuwa	2650.00

**** MORE THAN ONE TOP PRICE OBTAINED**
*** TEAS SOLD BY JOHN KEELLS PLC**
+ ALL TIME RECORD PRICE
++ ALL TIME RECORD PRICE EQUALED

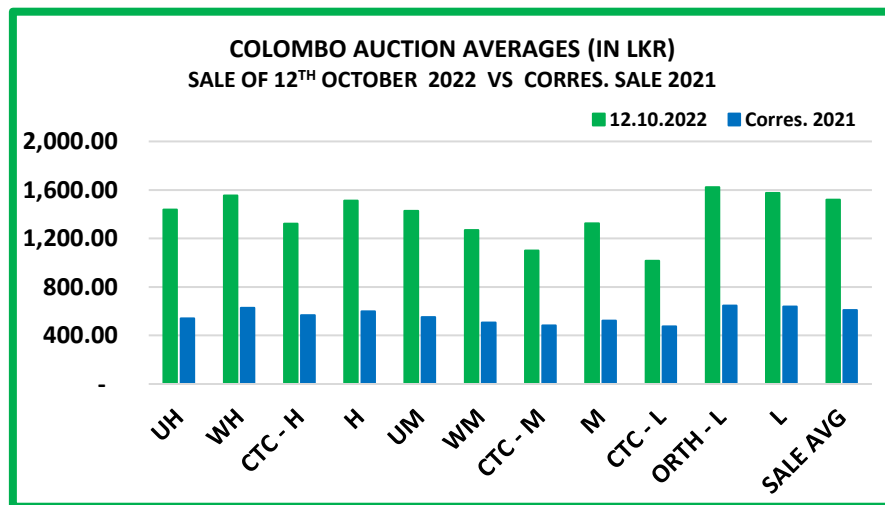
PREMIUM			
FBOPFSP		Alhewana Super	10000.00
FBOPFEXSP		Yalta	8000.00
	*	Kiruwanaganga	7750.00
FBOPFEXSP1		Sachitha	5000.00

DUST			
DUST1		Ceciliyan CTC	1850.00
P.DUST		Ceciliyan CTC	1750.00

OFF GRADES			
FNGS/FNGS1		Somerset	1550.00
	*	Mattakelle	1500.00
	*	Adisham	1500.00
		Stonycliff	1500.00
		Clydesdale	1500.00
PFNGS	**	Higalgoda CTC	1700.00
BM		Gunawardana	1850.00
BP		Hidellana	1950.00
BOP1A		Endane Special	1850.00

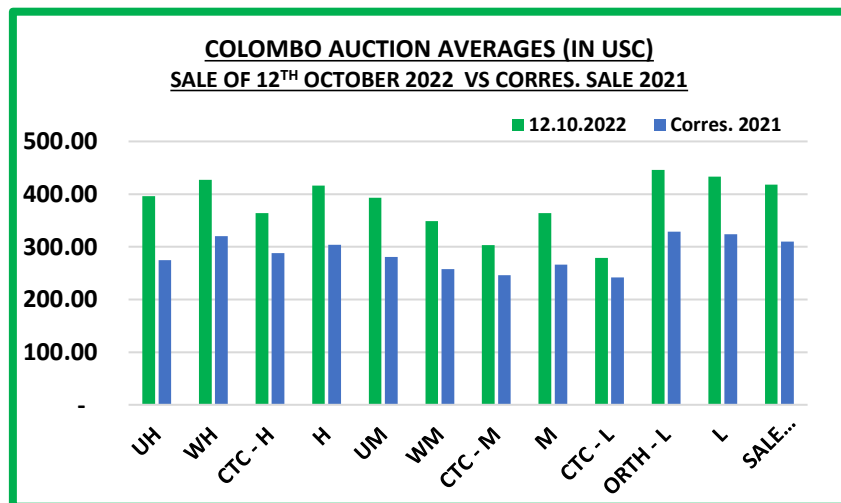


COLOMBO AUCTION AVERAGES



	Sale of 05/10/2022In LKR	Sale of 12/10/2022 In LKR	Corres. 2021 In LKR
Uva High Grown	1476.58	1438.56	541.05
Western High Grown	1581.01	1554.11	628.87
CTC High Grown	1463.01	1323.06	566.53
Summary of High Grown	1541.51	1512.06	598.76
Uva Medium Grown	1502.59	1427.93	552.29
Western Medium Grown	1275.69	1270.56	507.48
CTC Medium Grown	1126.26	1100.11	483.06
Summary of Medium Grown	1354.78	1325.12	523.19
CTC Low Grown	1158.51	1015.22	475.38
Orthodox Low Grown	1669.61	1623.42	646.78
Summary of Low Grown	1631.93	1574.74	637.46
TOTAL SALE AVERAGE	1571.21	1519.72	609.92

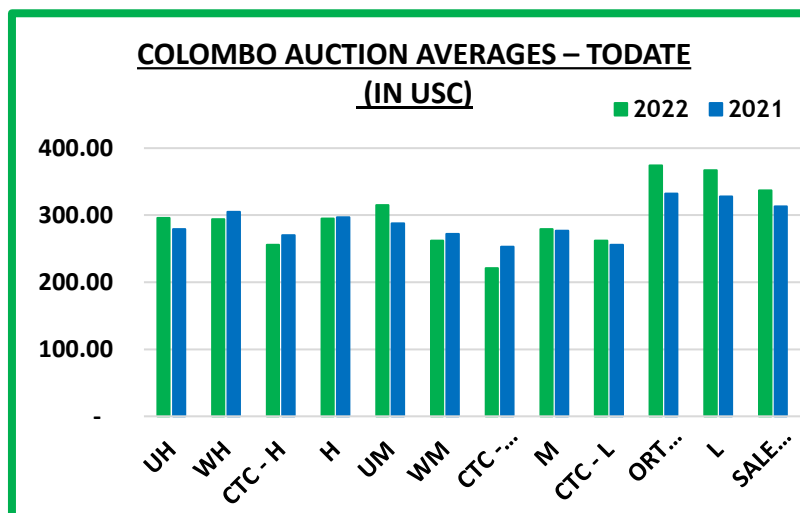
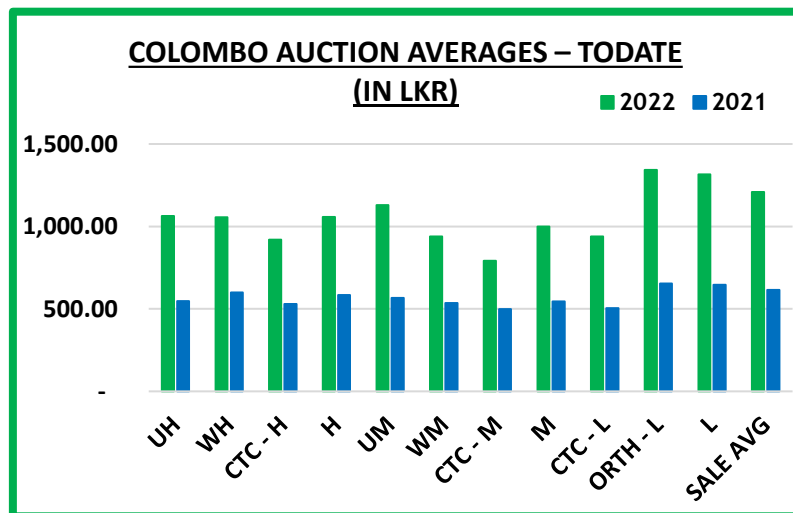
COLOMBO AUCTION AVERAGES



	Sale of 05/10/2022 In USC	Sale of 12/10/2022 In USC	Corres. 2021 In USC
Uva High Grown	410	396	275
Western High Grown	439	427	320
CTC High Grown	407	364	288
Summary of High Grown	428	416	304
Uva Medium Grown	418	393	281
Western Medium Grown	354	349	258
CTC Medium Grown	313	303	246
Summary of Medium Grown	376	364	266
CTC Low Grown	322	279	242
Orthodox Low Grown	464	446	329
Summary of Low Grown	453	433	324
TOTAL SALE AVERAGE	437	418	310



COLOMBO AUCTION AVERAGES



January to Date (Sale No.40)	2022 LKR	2021 LKR	2022 USC	2021 USC
Uva High Grown	1062.96	548.12	296	279
Western High Grown	1054.71	599.74	294	305
CTC High Grown	919.82	530.67	256	270
Summary of High Grown	1057.52	583.73	295	297
Uva Medium Grown	1128.64	566.10	315	288
Western Medium Grown	938.77	535.51	262	272
CTC Medium Grown	791.86	498.34	221	253
Summary of Medium Grown	999.39	544.98	279	277
CTC Low Grown	938.22	504.57	262	256
Orthodox Low Grown	1343.14	653.99	374	332
Summary of Low Grown	1315.32	645.79	367	328
TOTAL SALE AVERAGE	1209.40	615.56	337	313



COLOMBO AUCTION AVERAGES

FROM 01 ST TO 12 TH OCTOBER 2022	LKR
Uva High Grown	1449.75
Western High Grown	1571.01
Summary of High Grown	1526.77
Uva Medium Grown	1467.33
Western Medium Grown	1268.70
Summary of Medium Grown	1337.66
Summary of Low Grown	1596.17
TOTAL SALE AVERAGE	1539.56



ALL BROKERS PRIVATE SALE FIGURES (FOR THE PERIOD – 10TH TO 15TH OCTOBER 2022)

	WEEKLY	TODATE
High & Medium	26,612.50	1,669,225.60
Low	4,033.00	300,161.50
Green Tea	27,192.00	1,153,859.30
Organic Tea	13,280.00	378,698.43
BMF	73,862.00	5,143,146.00
Direct Sales	-	-
Forward Contract	26,860.00	1,507,170.00





- **Crop and Weather**
- **Crop Figures**
- **Tea News**

CROP AND WEATHER - FOR THE PERIOD OF – 10TH TO 16TH OCTOBER 2022



Western

Dull weather was reported at the beginning of the week in the Agarapatana district Whilst, Rainy weather conditions prevailed thereafter. Rainfall was reported throughout the week in Bogowantalawa and Dickoya.



Nuwara Eliya

Heavy rainfall was recorded in Nuwara Eliya and Kandapola and districts.



Uva

Rainy weather conditions were reported in Lunugala, Badulla and Haputale throughout the week.



Low Grown

Dull weather with occasional showers were recorded at the beginning of the week in Rathnapura and Deniyaya districts whilst, rainy weather conditions prevailed thereafter. Heavy rainfall was recorded throughout the day in the Galle district.



Crop

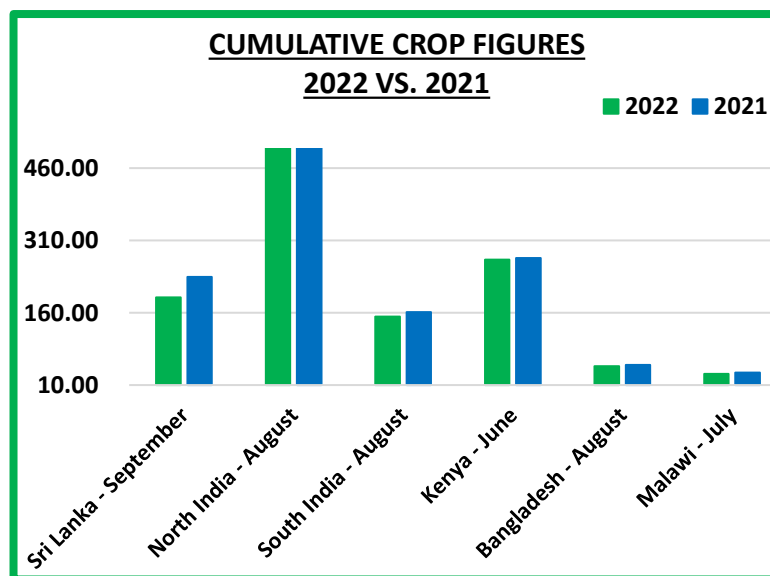
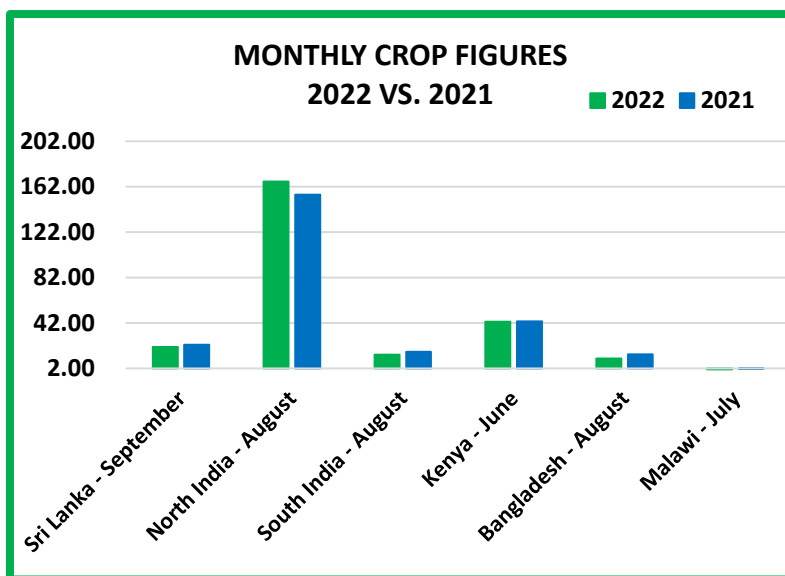
Crop intakes are moderate.



CROP FIGURES OF MAJOR PRODUCING & EXPORTING COUNTRIES

Country	Month	2022	2021	Cumulative + Inc. / Dec.	Cumulative	2022	2021	Cumulative + Inc. / Dec.
Sri Lanka	September	20.96	22.75	- 1.79	Upto September	192.37	234.72	- 42.35
North India	August	166.43(E)	155.03	+ 11.40	Upto August	642.16(E)	638.91	+ 3.25
South India	August	14.27(E)	16.59	- 2.32	Upto August	152.48(E)	161.29	- 8.81
Kenya	June	43.27	43.47	+ 0.20	Upto June	270.36	274.07	- 3.71
Bangladesh	August	10.76	14.39	- 3.63	Upto August	49.09	52.15	- 3.06
Malawi	July	1.30	1.80	- 0.50	Upto July	33.70	36.30	- 2.60

(E) - Estimated





SRI LANKA TEA CROP

We give below the Sri Lanka Tea Crop for the month of September 2022 together with January / September 2022, and the corresponding figures for 2021.

	SEPTEMBER		JANUARY – SEPTEMBER	
ORTHODOX	2 0 2 2	2 0 2 1	2 0 2 2	2 0 2 1
High Grown	4,216,193	3,716,583	39,083,220	46,185,645
Medium Grown	2,850,880	2,946,375	25,560,741	32,587,986
Low Grown	11,767,620	13,952,720	109,343,394	133,888,442
TOTAL	18,834,694	20,615,679	173,987,355	212,662,073
CTC				
High Grown	435,794	362,283	3,960,903	4,490,690
Medium Grown	579,635	614,055	4,889,894	6,983,205
Low Grown	940,775	918,765	8,269,844	8,599,886
TOTAL	1,956,204	1,895,103	17,120,641	20,073,780
TOTAL BLACK PRODUCTION				
High Grown	4,651,987	4,078,866	43,044,123	50,676,335
Medium Grown	3,430,515	3,560,430	30,450,635	39,571,191
Low Grown	12,708,395	14,871,485	117,613,238	142,488,327
TOTAL	20,790,897	22,510,782	191,107,996	232,735,853
GREEN TEA				
High Grown	81,886	125,078	636,483	1,055,918
Medium Grown	90,553	111,266	629,724	885,481
Low Grown	0	4,249	2,210	45,797
TOTAL	172,439	240,592	1,268,417	1,987,196
TOTAL PRODUCTION				
High Grown	4,733,873	4,203,944	43,680,606	51,732,253
Medium Grown	3,521,068	3,671,696	31,080,358	40,456,671
Low Grown	12,708,395	14,875,734	117,615,448	142,534,125
TOTAL	20,963,336	22,751,374	192,376,412	234,723,049

SOURCE : SRI LANKA TEA BOARD



SRI LANKA TEA CROP - Continued;



Tea Production September 2022								
Black Tea Production According To Elevations								
Elevation	September (Kg)				January to Date (Kg)			
	2022	2021	Change	% Change	2022	2021	Change	% Change
High	4,733,873	4,203,944	529,929	13%	43,680,606	51,732,253	-8,051,647	-15.56%
Medium	3,521,068	3,671,696	-150,628	-4%	31,080,358	40,456,671	-9,376,313	-23.18%
Low	12,708,395	14,875,734	-2,167,339	-15%	117,615,448	142,534,125	-24,918,677	-17.48%
Total	20,963,336	22,751,374	-1,788,038	-8%	192,376,412	234,723,049	-42,346,637	-18.04%
Tea Production According To Categories								
Production	September (Kg)				January to Date (Kg)			
	2022	2021	Change	% Change	2022	2021	Change	% Change
Orthodox	18,834,694	20,615,679	-1,780,985	-9%	173,987,355	212,662,073	-38,674,718	-18.19%
CTC	1,956,204	1,895,103	61,101	3%	17,120,641	20,073,780	-2,953,139	-14.71%
Green Tea	172,439	240,592	-68,153	-28%	1,268,417	1,987,196	-718,779	-36.17%
Total	20,963,336	22,751,374	-1,788,038	-8%	192,376,412	234,723,049	-42,346,637	-18.04%

SOURCE : SRI LANKA TEA BOARD



TEA NEWS AROUND THE GLOBE



MOMBASA MARKET

SALE NO. 42 – SALE OF 17TH, 18TH & 19TH OCTOBER 2022

There was good general demand for the 184,020 packages (12,350,806.00 kilos) in the market with 24.88% remaining unsold.

OFFERINGS

Leaf Grades	-	105,120 packages (6,928,468.00 kilos) – 29.26% unsold.
Dust Grades	-	60,480 packages (4,501,047.00 kilos) – 21.03% unsold.
Secondary Grades	-	18,420 packages (921,291 kilos) – 12.49% unsold.

MARKETS

There was improved activity from **Pakistan Packers** and **Afghanistan** while **Yemen** and **other Middle Eastern countries** lent strong support. **Kazakhstan** and **other CIS states** were active but selective on quality with more interest from **Russia** and **Egyptian Packers** while **Bazaar** maintained enquiry. **Sudan** and **UK** were active but selective while **Iran** reduced interest. **Local Packers** were mostly outbid. **Somalia** were less active at the lower end of the market.

LEAF GRADES (M2)

BP1:

Best – Were irregular ranging between firm to USC20 dearer to easier by up to USC14.

Brighter – Varied between mostly steady to USC10 above previous levels to easier by up to USC24.

Mediums – KTDA mediums ranged between USC12 dearer to easier by similar levels while plantation mediums were adjusted downwards by up to USC40.

Lower Mediums – Irregular interest with more teas easier by up to USC22 but some lines were firm to USC20 above last rates.

Plainer – Varied between firm to USC9 dearer to easier by up to USC15.

PF1:

Best – Steady to USC12 dearer but a few teas eased by a similar margin.

Brighter – Saw enquiry at firm to USC13 above previous prices.

Mediums – Most KTDA mediums were steady to dearer by USC7 with plantation mediums firm to USC5 above last levels.

Lower Mediums – Ranged between firm to USC22 dearer to easier by up to USC24.

Plainer – Advanced by up to USC14 but a few teas shed up to USC6.

DUST GRADES (M1)

PDUST:

Best – Advanced by up to USC15.

Brighter – Were firm to USC18 above previous levels.

Mediums – KTDA mediums were steady but selected lines gained USC14 with plantation mediums firm to USC10 dearer.

Lower Medium – Were firm to USC34 above last prices.

Plainer – Met improved but irregular competition at mostly steady to USC12 dearer with some lines easier by a similar margin.



TEA NEWS AROUND THE GLOBE



MOMBASA MARKET – Continued ;

DUST1:

Best – Well competed for and gained up to USC60.

Brighter – Met strong enquiry and advanced by up to USC52.

Mediums – KTDA mediums were firm to USC6 dearer with select invoices appreciating by up to USC20 while plantation mediums varied between steady to USC8 dearer to easier by USC5.

Lower Medium – Were irregularly dearer by up to USC18.

Plainer – Most invoices were firm to USC7 dearer but some lines shed up to USC12.

SECONDARY GRADES (S1)

In the Secondary Catalogues, best **BPs** were steady while others gained with **PFs** firm to irregularly dearer. Clean well sorted coloury **Fannings** appreciated with **similar DUSTs** steady.

Other Fannings held value with **DUSTs** absorbed at firm to irregularly dearer rates. **BMFs** were well absorbed at mostly easier levels.

QUOTATIONS	BROKENS	FANNINGS
Best	261 – 454	295 – 316
Good	258 – 294	290 – 310
Good Medium	255 – 286	287 – 303
Medium (KTDA)	250 – 284	244 – 274
Medium (Plantations)	230 – 290	220 – 241
Lower Medium	134 – 250	165 – 231
Plainer	106 – 182	129 – 216

AUCTION	KENYA 2021 \$	KENYA 2022 \$	TOTAL 2021 \$	TOTAL 2022 \$
39	2.34	2.38	2.18	2.27
40	2.39	2.43	2.26	2.32
41	2.47	2.44	2.31	2.33

SOURCE : AFRICA TEA BROKERS LTD.



TEA NEWS AROUND THE GLOBE



CHITTAGONG MARKET

SALE NO.24 – 17TH OCTOBER 2022

CTC LEAF: 53,475 packages of Current Season teas on offer met with a good demand.

BROKENS: A small weight of well-made teas met with quite a strong demand and were generally firm. Medium varieties met with quite a good demand but were a little easier often by Tk.3/- to Tk.5/-. Plainer sorts met with fair demand at easier rates often declining by Tk.4/- to Tk.6/- with some withdrawals. BLFs once again were selective, but prices held on last levels. There were some withdrawals.

FANNINGS: A few best liquoring Fannings met with a stronger demand and tended dearer whilst Good and Mediums met with a fairly good demand but were easier by Tk.3/- to Tk.5/- with a few withdrawals. Plain types were discounted further and there were several withdrawals in this category. BLFs once again were selective, but prices held on last levels. There were some withdrawals.

CTC DUST: 12,017 packages of Current Season teas on offer met with a fairly good demand. Good liquoring Dusts sold well by Tk.2/- to Tk.5/- higher than last levels. Mediums met with fair demand easing by Tk.8/- to Tk.10/- over last. Once again Plain and BLF Dusts witnessed a decline in price levels with some withdrawals. Blenders were active with fair interest from the Loose tea buyers.

COMMENTS: Offerings were fairly heavy and owing to less competition, prices declined a little. However, a few bright liquoring types witnessed fair competition and were slightly dearer. Blenders were the mainstay of the market with limited support from the Loose tea buyers.

Good liquoring Dusts continued to meet with more competition.

Our catalogue: (Sale 24) Avg: Tk 215.49, Sold 77.6% & (Sale 23) Avg: Tk 218.16, sold 75.6%.

Quotations – This Week – (In Taka)

Brokens	This Week	Last Week	Fannings	This week	Last Week	Dust	This week	Last Week
Large	212-218 nom	220-225 nom	Best	235-245	245-255	PD	205-258	165-300
Medium	212-222	222-230	Good	225-230	234-242	RD	160-400	150-270
Small	215-225	222-232	Medium	215-220	225-230	D	183-280	175-283
Plain	185-195	190-200	Plain	185-195	190-200	CD	210-308	155-380
BLF	130-155	130-165	BLF	130-155	130-165	BLF	180-210	150-210

Exchange Rates 17th October, 2022 Sterling Pound: Tk. 111.1969, dollar: Tk. 99.0000

SOURCE : NATIONAL BROKERS LTD



TEA NEWS AROUND THE GLOBE



SILIGURI MARKET

SALE NO.41 – SALE OF 14TH OCTOBER 2022

1. MARKET DESCRIPTION :

- Demand – Good.
- Prices appreciated.
- All sections of buyers were active.
- Percentage of teas selling below Rs.120/- showed a noticeable decline.

2. TOTAL AUCTION WEIGHTED AVERAGE (₹)

	2022-23			2021-22			UPTO SALE - 41		
	SALE - 41	SALE - 39	+/-	SALE - 41	SALE - 40	+/-	2022-23	2021-22	2020-21
CTC	182.03	175.83	6.19	DROPPED	153.56	-153.56	188.62	185.28	236.45
DUST	175.30	172.26	3.04	DROPPED	150.41	-150.41	181.92	173.05	227.40
TOTAL	181.30	175.41	5.90	DROPPED	153.22	-153.22	187.83	183.83	235.32

SOURCE: PARCON INDIA PVT LTD

GUWAHATI MARKET

SALE NO.41 – SALE OF 14TH OCTOBER 2022

1. Market description :

- Good demand. Levels for best/good sorts were dearer with competition. Better Medium & Medium quality sold around last levels at times easier in line with quality.
- Liquoring dusts saw strong demand with levels mostly dearer to last. Medium dusts however sold around last levels.
- HUL was active on liquoring teas while TCPL was selective in leaf but active in dust.
- Western India buyers were active on liquoring sorts with fair support from internal section.
- Some export enquiry was seen on bolder broken & Fannings.

2. TOTAL AUCTION WEIGHTED AVERAGE (₹)

	2022-23			2021-22			UPTO SALE - 41		
	SALE - 41	SALE - 39	+/-	SALE - 41	SALE - 40	+/-	2022-23	2021-22	2020-21
CTC	199.77	191.20	8.57	DROPPED	174.32	-174.32	206.16	191.16	265.76
DUST	206.40	189.59	16.80	DROPPED	168.90	-168.90	205.07	187.28	272.50
TOTAL	201.58	190.71	10.87	DROPPED	172.75	-172.75	205.85	189.99	268.10

SOURCE: PARCON INDIA PVT LTD





TEA NEWS AROUND THE GLOBE

KOLKATA ORTHODOX / CTC MARKET

SALE NO.41– SALE OF 13TH OCTOBER 2022

1. MARKET DESCRIPTION :

- Strong demand.
- The few tippy teas on offer were readily absorbed.
- Clean, well-made sorts were fully firm.
- Remainder sold irregular around last following quality.
- Exporters to the Middle East and CIS were active.

	WHOLE LEAF		BROKENS		FANNINGS
	1ST LINE	2ND LINE	LARGER	SMALLER	LEAFY
BEST	400-450+	370-400+	315-340	310-340+	250-280
GOOD	350-380	320-360	290-310	280-300	200-240
MEDIUM	320-350	270-310	260-290	230-280	140-180

1. Market description :

- Demand- fair for leaf & improved for Dust.
- Select liquoring Assams were barely steady, medium and better medium sorts tended irregularly easier with some withdrawals.
- Liquoring Fannings and dust grades sold at firm rates.
- Cachar and Dooars sold around last.
- WI and major blenders were mainstays with support from exporters and other sections of the trade.

2. TOTAL AUCTION WEIGHTED AVERAGE (₹)

	2022-23			2021-22			UPTO SALE - 41		
	SALE - 41	SALE - 39	+/-	SALE - 41	SALE - 40	+/-	2022-23	2021-22	2020-21
CTC	213.55	207.56	5.99	DROPPED	206.67	-206.67	229.79	213.54	279.99
DUST	231.34	237.22	-5.88	DROPPED	212.61	-212.61	253.40	219.40	289.68
TOTAL	218.86	215.92	2.93	DROPPED	208.57	-208.57	236.39	215.20	282.99

SOURCE: PARCON INDIA PVT LTD



UPCOMING AUCTION DETAILS

Auction No.	43		42	
Dates	01 st / 02 nd November 2022		25 th / 26 th October 2022	
	No. of Lots	Qty – kg	No. of Lots	Qty – kg
Ex-Estate	649	756,857	683	778,180
Main Sale Total	9,604	4,586,765	9,629	4,576,722
High & Medium	1,449	691,863	1,604	761,299
Low Grown – Leafy	1,781	681,645	1,783	685,323
Low Grown – Semi Leafy	1,243	518,777	1,285	535,048
Low Grown Tippy	1,977	999,048	2,046	1,030,177
Premium / Flowery	363	57,553	404	61,633
Off Grades	2,336	1,221,123	2,061	1,088,152
Dust	455	416,756	446	415,090
Grand Total	10,253	5,343,622	10,312	5,354,902
Reprints	1,168	584,630	824	409,591
Total No. of Lots on Offer	10,253		10,312	
Total Quantity on Offer (kg)	5,343,622		5,354,902	



SCHEDULED CLOSING DATES

Auction No.	Date of Sale	Ex-Estate	Main Sale
44	08 th / 09 th November 2022	20/10/2022	20/10/2022
45	15 th / 16 th November 2022	27/10/2022	27/10/2022
46	22 nd / 23 rd November 2022	03/11/2022	03/11/2022

PROMPT DATES

Auction No.	Buyers	Sellers
42	01/11/2022	02/11/2022
43	08/11/2022	09/11/2022
44	15/11/2022	16/11/2022



ORDER OF SALE (SALE NO. 42 – 25TH / 26TH OCTOBER 2022)

Main Sale Order – 1 (Leafy / Semi Leafy / Tippy / Premium / 1A)	Main Sale Order – 2 (H & M / Off Grade / Dust)	Ex-Estate
BARTLEET PRODUCE MARKETING (PVT) LTD	LANKA COMMODITY BROKERS LTD	MERCANTILE PRODUCE BROKERS (PVT) LTD
FORBES & WALKER TEA BROKERS (PVT) LTD	CEYLON TEA BROKERS PLC	JOHN KEELLS PLC
MERCANTILE PRODUCE BROKERS (PVT) LTD	EASTERN BROKERS. LTD.	BARTLEET PRODUCE MARKETING (PVT) LTD
JOHN KEELLS PLC	JOHN KEELLS PLC	CEYLON TEA BROKERS PLC
EASTERN BROKERS. LTD.	ASIA SIYAKA COMMODITIES PLC.	LANKA COMMODITY BROKERS LTD
LANKA COMMODITY BROKERS LTD	MERCANTILE PRODUCE BROKERS (PVT) LTD	FORBES & WALKER TEA BROKERS (PVT) LTD
ASIA SIYAKA COMMODITIES PLC.	FORBES & WALKER TEA BROKERS (PVT) LTD	ASIA SIYAKA COMMODITIES PLC.
CEYLON TEA BROKERS PLC	BARTLEET PRODUCE MARKETING (PVT) LTD	EASTERN BROKERS. LTD.

[DB : HR / SG]





“

Don't judge each day by the harvest you reap but by the seeds that you plant – *Robert Louis Stevenson*

”