



TEA MARKET REPORT

JOHN KEELLS PLC

SALE NO.42 – 25TH / 26TH OCTOBER 2022

ORDER OF SALE (SALE NO. 42 – 25TH / 26TH OCTOBER 2022)

Main Sale Order – 1 (Leafy / Semi Leafy / Tippy / Premium / 1A)	Main Sale Order – 2 (H & M / Off Grade / Dust)	Ex-Estate
BARTLEET PRODUCE MARKETING (PVT) LTD	LANKA COMMODITY BROKERS LTD	MERCANTILE PRODUCE BROKERS (PVT) LTD
FORBES & WALKER TEA BROKERS (PVT) LTD	CEYLON TEA BROKERS PLC	JOHN KEELLS PLC
MERCANTILE PRODUCE BROKERS (PVT) LTD	EASTERN BROKERS. LTD.	BARTLEET PRODUCE MARKETING (PVT) LTD
JOHN KEELLS PLC	JOHN KEELLS PLC	CEYLON TEA BROKERS PLC
EASTERN BROKERS. LTD.	ASIA SIYAKA COMMODITIES PLC.	LANKA COMMODITY BROKERS LTD
LANKA COMMODITY BROKERS LTD	MERCANTILE PRODUCE BROKERS (PVT) LTD	FORBES & WALKER TEA BROKERS (PVT) LTD
ASIA SIYAKA COMMODITIES PLC.	FORBES & WALKER TEA BROKERS (PVT) LTD	ASIA SIYAKA COMMODITIES PLC.
CEYLON TEA BROKERS PLC	BARTLEET PRODUCE MARKETING (PVT) LTD	EASTERN BROKERS. LTD.



AUCTION DETAILS

Auction No.	42	
Dates	25 th /26 th October 2022	
	No. of Lots	Qty – kg
Ex Estate	683	778,180
Main Sale Total	9,629	4,576,722
High & Medium	1,604	761,299
Low Grown - Leafy	1,783	685,323
Low Grown - Semi Leafy	1,285	535,048
Low Grown Tippy	2,046	1,030,177
Premium / Flowery	404	61,633
Off Grades	2,061	1,088,152
Dust	446	415,090
Grand Total	10,312	5,354,902
Reprints	824	409,591
Total No. of Lots Offered	10,312	
Total Quantity Offered (kg)	5,354,902	

PROMPT DATES

Auction No.	Buyers	Sellers
42	01/11/2022	02/11/2022





COMMENTS

The 0.8Mkg of Ex E state teas on offer met with fair demand at slightly easier levels. Select Best Western High Grown BOPs were firm, the below best and plainer varieties were tending easier, whilst the plainer types were barely steady. Select Best Western High Grown BOPFs too were firm to marginally easier at times, the below best and plainer varieties were tending lower. Nuwara Eliya BOPs were irregularly lower, there were hardly any BOPFs on offer this week. Uda Pussellawa BOPs were easier, the BOPFs declined following quality. UVA BOPs declined substantially, the BOPFs followed a similar trend. Low grown CTC BP1s were firm, the High and Medium sorts were irregularly lower. Low Grown CTC PF1s were firm on last levels, the High Grown sorts were barely steady whilst the Medium Grown types mostly declined.

The 2.3Mkg of Low Grown teas which were on offer met with lower demand. In the Leafy segment, OP/OPA were firm. Select best and best OP1s were lower, others too met with lower demand. In the Semi Leafy segment, BOP1s were lower to last. Pekoe varieties were firm, Pekoe1s were irregularly lower. In the Small Leaf segment, FBOPs were lower to last. FBOPF varieties continued with lower demand. FBOPF1s too were lower to last. BOPF.SP, BOPF, BOP.SP and BOPs too met with lower demand. All Premium Flowery teas were lower.

Turkey, Russia, Iran and the C.I.S countries lent fair support. Libya and Iraq were active.

ALL TIME RECORD PRICE OBTAINED IN THE JK PLC CATALOGUE

Garden Mark	Grade	Price Rs.	Category	Management Company/ Proprietor
Delta CTC	BP1	1420.00	CTC Medium	Pussellawa Plantations Limited



MARKET DESCRIPTION

Western Teas

Select best BOPs were firm to Rs.50/- easier at times, the below best and plainer varieties too were firm by Rs.50/- to Rs.100/- easier. Select best BOPFs were firm to a little easier at times, the below best and plainer sorts were easier by Rs.50/- to Rs.100/-. Medium BOPs declined by Rs.50/- to Rs.100/-, the BOPFs were firm to a little easier following quality.

Nuwara Eliya Teas

BOPs were irregular, there were hardly any BOPFs on offer.

Uva Teas

Uva BOP declined by Rs.50/- to Rs.100/-, the BOPFs were easier by Rs.100/-. Uda Pussellawa BOPs declined by Rs.100/- to Rs.150/-, the BOPFs declined by Rs.50/- to Rs.100/- following quality.

CTC Teas

Low Grown BP1s were firm, the High and Medium sorts were irregularly lower. Low Grown PF1s were firm, the High Grown sorts were Rs.100/- to Rs.150/- easier, the Medium Grown sorts declined irregularly following quality.

QUOTATIONS

	BOP – RS.	BOPF – RS.
Good Westerns	1700 – 1800	1700 – 1800
Average Westerns	1600 – 1650	1600 – 1650
Plainer Westerns	1420 – 1550	1400 – 1550
Western Mediums	950 – 1400	1000 – 1200
Uva Teas	1280 – 1650	1280 – 1600
Nuwara Eliya Teas	1440 – 1500	1700
Uda Pussellawa Teas	1280 – 1600	1260 – 1600
CTC (BP1 and PF1)	750 – 1420	730 – 1900



MARKET DESCRIPTION

Low Grown

Select best OP1s were firm to marginally easier, best and below best types declined sharply and sold with lower demand, poorer sorts were firm. Well-made BOP1s were firm to marginally easier, others were firm on last levels. Select best OPs were mainly firm, best and below best types declined irregularly. Well-made OPAs gained by Rs.50/-, others maintained last levels. Select best Pekoes along with bold Pekoes were mainly steady, below best sorts were irregular. Shotty Pekoe1s eased by Rs.50/- and more at times, others met with reasonable demand.

Select best and best BOPs were lower by Rs.20/- to Rs.30/-, below best and secondary types were firm. BOP.SP.s and BOPF.SP.s met with reasonable demand. BOPFs followed a similar trend. Select best FBOPF1s were lower by Rs.40/- to Rs.50/-, best and below best FBOPF1s too were lower by Rs.30/- to Rs.40/- and more following quality, secondaries were firm. Well-made FBOPs in the select best category were lower by Rs.40/- to Rs.50/-, best and below best types too were lower by Rs.40/- to Rs.50/-, secondaries were firm. FBOPF varieties met with lower demand. All Premium Flowery teas were substantially lower.

Off Grades

Select best and best FGS1s were easier by Rs.20/- to Rs.40/-, below best and poorer types were easier by Rs.10/- to Rs.20/-. Select best and best BMs were easier by Rs.10/- to Rs.20/-, below best and poorer types were firm. All BPs showed an irregular demand. Select best BOP1As were lower by Rs.150/- to Rs.200/-, best types met with good demand, below best types maintained on last levels whilst poorer sorts were dearer by Rs.20/- to Rs.30/-.

Dust

Select best and best Dust1s were firm to dearer by Rs.5/- to Rs.10/-, below best and poorer sorts appreciated by Rs.10/- to Rs.20/-. High and Medium CTCs appreciated by Rs.10/- to Rs.15/-. Low Grown CTCs met with fair demand and sold at last levels. Low Grown Dust/Dust1s appreciated by Rs.10/- to Rs.15/-.



QUOTATIONS

	Select Best	Best	Below Best	Others
LIQUORING				
DUST-1	1650.00 - 1750.00	1550.00 - 1640.00	1500.00 - 1540.00	1400.00 - 1490.00
OFF GRADES				
FGS1	1440.00 - 1480.00	1300.00 - 1430.00	900.00 - 1290.00	450.00 - 890.00
FGS	1000.00 - 1100.00	800.00 - 990.00	650.00 - 790.00	400.00 - 640.00
LOW GROWNS				
FBOPF / FFSP / FFEXSP	4000.00 - 6750.00	3000.00 - 3800.00	2000.00 - 2800.00	1000.00 - 1900.00
BOP	2100.00 - 2650.00	1500.00 - 2000.00	1100.00 - 1400.00	850.00 - 1050.00
BOPSP	2000.00 - 2350.00	1500.00 - 1900.00	1100.00 - 1400.00	850.00 - 1050.00
BOPF	1800.00 - 2700.00	1300.00 - 1700.00	900.00 - 1200.00	700.00 - 820.00
FBOPF1	2100.00 - 2500.00	1700.00 - 2050.00	1400.00 - 1600.00	800.00 - 1350.00
FBOP	2300.00 - 2800.00	1700.00 - 2200.00	1400.00 - 1700.00	900.00 - 1200.00
BOP1	2700.00 - 3050.00	2550.00 - 2650.00	2300.00 - 2550.00	1400.00 - 2000.00
OP1	2650.00 - 3100.00	2400.00 - 2600.00	2000.00 - 2350.00	1000.00 - 1300.00
OP	1800.00 - 2950.00	1650.00 - 1750.00	1500.00 - 1600.00	1000.00 - 1250.00
OPA	1850.00 - 2400.00	1500.00 - 1700.00	1200.00 - 1400.00	800.00 - 1000.00
PEKOE	1800.00 - 2450.00	1600.00 - 1700.00	1250.00 - 1450.00	800.00 - 1150.00
PEKOE1	2100.00 - 2450.00	1800.00 - 2000.00	1500.00 - 1700.00	900.00 - 1200.00
DUST / DUST1	1100.00 - 1480.00	1000.00 - 1090.00	900.00 - 990.00	700.00 - 890.00



- **Top Prices**
- **Colombo Auction Averages**
- **All Brokers Private Sale Figures**



TOP PRICES (SALE NO. 42 – 25TH / 26TH OCTOBER 2022)



WESTERN HIGH			
BOP		Wattegodde	1800.00
BOPSP		Queensberry	1950.00
BOPF/BOPFSP		Wattegodde	1800.00
FBOP/FBOP1		Bambrakelly	2350.00
FBOPF/FBOPF1		Glenloch	2100.00
BOP1		Torrington	2450.00
OP/OPA	**	Venture	1600.00
	*	Inverness	1600.00
OP1	*	Bogahawatte	1850.00
PEKOE/PEKOE1		Bogahawatte	2000.00

UVA HIGH			
BOP	*	Aislaby	1900.00
BOPSP		Ranaya	2100.00
BOPF/BOPFSP	*	Uva Highlands	1850.00
FBOP/FBOP1	*	Uva Highlands	2200.00
FBOPF/FBOPF1	*	Glenanore	1950.00
	*	Ellathota Uva	1950.00
	*	Aislaby	1950.00
BOP1		Glenanore	2450.00
OP/OPA	*	Uva Highlands	1600.00
OP1	*	Ellathota Uva	1700.00
		Oodoowerre	1700.00
		Ranaya	1700.00
PEKOE/PEKOE1	*	Ellathota Uva	1900.00
		Ranaya	1900.00

NUWARA ELIYA			
BOP		Kenmare	1440.00
BOPF/BOPFSP		Mahagastotte	1700.00
FBOP/FBOP1		Kenmare	1420.00
OP/OPA	*	Kenmare	1280.00
PEKOE/PEKOE1	*	Lovers Leap	1650.00
		Court Lodge	1650.00

WESTERN MEDIUM			
BOP		Doombagastalawa	2150.00
		Craighead	2150.00
BOPSP	*	Kenilworth	2050.00
BOPF/BOPFSP		Craighead	1600.00
FBOP/FBOP1		Dartry Valley	2700.00
FBOPF/FBOPF1		Dartry Valley	2300.00
BOP1		Dartry Valley	2550.00
OP/OPA		Hatale	1650.00
OP1		New Rothschild	1850.00
		Orange Field	1850.00
PEKOE/PEKOE1		Uplands	2200.00

UVA MEDIUM			
BOP		Dickwella	1950.00
		Aruna Passara	1950.00
BOPSP		Halpewatta Uva	2100.00
BOPF/BOPFSP		Dickwella	1700.00
FBOP/FBOP1		Halpewatta Uva	2400.00
FBOPF/FBOPF1	*	Halpewatte Uva	2000.00
		Dickwella	2000.00
BOP1	*	Telbedde	2450.00
		Halpewatta Uva	2450.00
		Demodera 'S'	2450.00
OP/OPA	*	Demodera 'S'	1600.00
	*	Glen Alpin	1600.00
	*	Wewesse	1600.00
		Tinioya	1600.00
		Maratenne	1600.00
		Gonakelle	1600.00
OP1		Demodera 'S'	1900.00
PEKOE/PEKOE1	*	Sarnia Plaiderie	2000.00

CTC LOW			
PF1	*	Cee Tee Hills CTC	1900.00
		Kalubowitiyana CTC	1900.00
		Ceciliyan CTC	1900.00
BP1	*	Ceciliyan CTC	960.00
BPS	-	-	-
OF	*	Peakwatta CTC	610.00

UDA PUSSELLAWA			
BOP		Kirklees	1600.00
BOPSP		Kirklees	1380.00
BOPF/BOPFSP		Luckyland	1600.00
FBOP/FBOP1		Alma	2100.00
FBOPF/FBOPF1		Alma	2000.00
BOP1		-	-
OP/OPA		Alma	1700.00
OP1		Alma	1500.00
PEKOE/PEKOE1		Alma	1950.00

CTC HIGH			
PF1	**	Dunsinane CTC	1550.00
BP1		-	-
BPS		-	-
OF		-	-

CTC MEDIUM			
PF1	*	New Peacock CTC	1600.00
BP1	*+	Delta CTC	1420.00
BPS		Donside CTC	890.00
OF	-	-	-



TOP PRICES (SALE NO. 42 – 25TH / 26TH OCTOBER 2022)



LOW			
BOP		Pothotuwa	2650.00
BOPSP		KDU Super	2350.00
		Ceciliyan	2350.00
BOPF		Sithaka	2700.00
BOPFSP		Golden Garden	2250.00
		Mahaliyadda	2250.00
FBOP		Pothotuwa	2800.00
		Gunawardana	2750.00
	*	Kiruwanaaganga	2650.00
FBOP1		Ceyenta	2450.00
FBOPF		Sithaka	2450.00
FBOPF1		New Mount Carmel	2500.00
BOP1		New Vithanakanda	3050.00
OP1		Karagoda	3100.00
		Pothotuwa	3100.00
		Sithaka	3100.00
OP		Makandura	2950.00
OPA		Liyonta	2400.00
PEKOE		Golden Garden	2450.00
		Liyonta	2450.00
PEKOE1		Green House	2450.00
		Hidellana	2450.00
		Mahaliyadde	2450.00
		Nilrich	2450.00
	*	Hiniduma Smallholders	2400.00
	*	Arbour Valley	2400.00
	*	Matuwagalla Super	2400.00

PREMIUM			
FBOPFSP		Brombil	6750.00
FBOPFEXSP		Vithanakande	4500.00
FBOPFEXSP1		Nilvin Super	3100.00
	*	Derangala Hills	2900.00

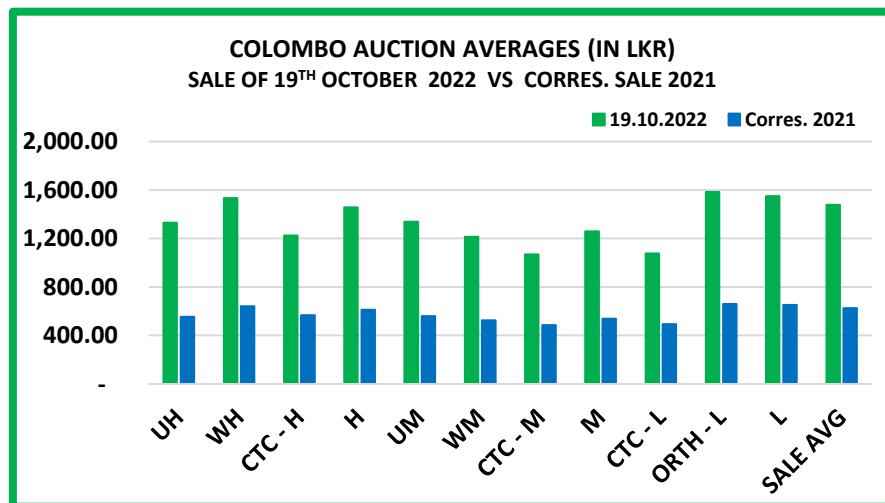
DUST			
DUST1		Great Western	1750.00
		Annfield	1750.00
	*	Wattegodde	1700.00
P.DUST	*	Dunsinane CTC	1460.00

OFF GRADES			
FNGS/FNGS1	*	Adisham	1480.00
	*	Gouravilla	1480.00
	*	Stonycliff	1480.00
	*	Clydesdale	1480.00
		Waltrim	1480.00
		Agra Ouvah	1480.00
	*	Hauteville	1460.00
PFNGS	*	Hingalgoda CTC	1700.00
BM		Allen Valley	1800.00
		Gunawardana	1800.00
BP		Hidellana	1900.00
BOP1A		Brombil	1800.00
		Aldora	1800.00
		Chandrika Estate	1800.00

**** MORE THAN ONE TOP PRICE OBTAINED**
*** TEAS SOLD BY JOHN KEELLS PLC**
+ ALL TIME RECORD PRICE
++ ALL TIME RECORD PRICE EQUALED

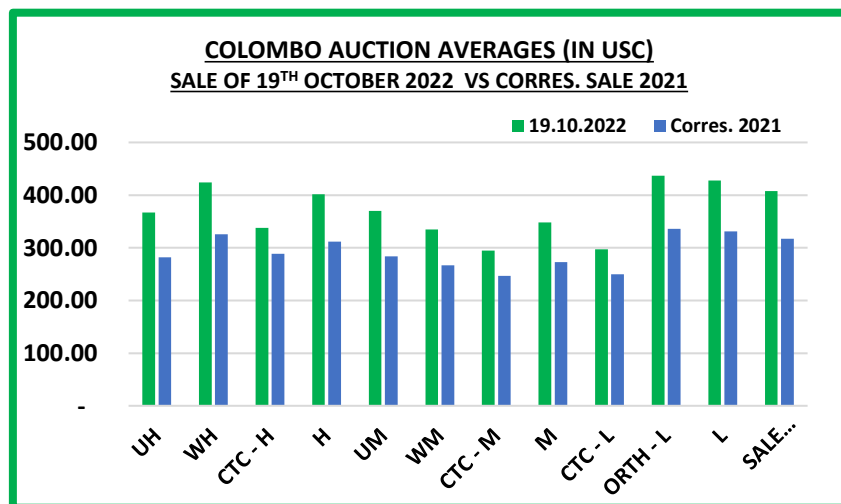


COLOMBO AUCTION AVERAGES



	Sale of 12/10/2022In LKR	Sale of 19/10/2022 In LKR	Corres. 2021 In LKR
Uva High Grown	1438.56	1330.98	554.12
Western High Grown	1554.11	1534.50	641.66
CTC High Grown	1323.06	1224.57	568.36
Summary of High Grown	1512.06	1457.16	613.37
Uva Medium Grown	1427.93	1339.02	558.79
Western Medium Grown	1270.56	1214.41	525.91
CTC Medium Grown	1100.11	1068.71	486.16
Summary of Medium Grown	1325.12	1259.47	537.25
CTC Low Grown	1015.22	1076.33	492.59
Orthodox Low Grown	1623.42	1584.48	660.47
Summary of Low Grown	1574.74	1549.38	650.64
TOTAL SALE AVERAGE	1519.72	1479.23	624.65

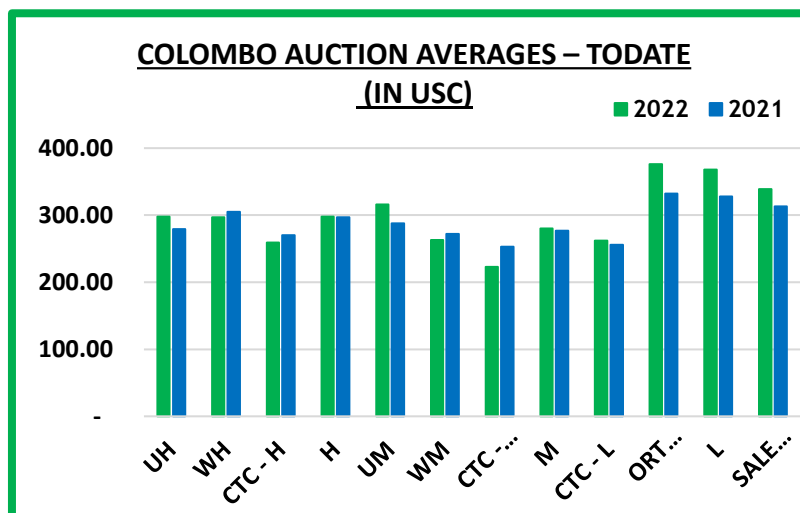
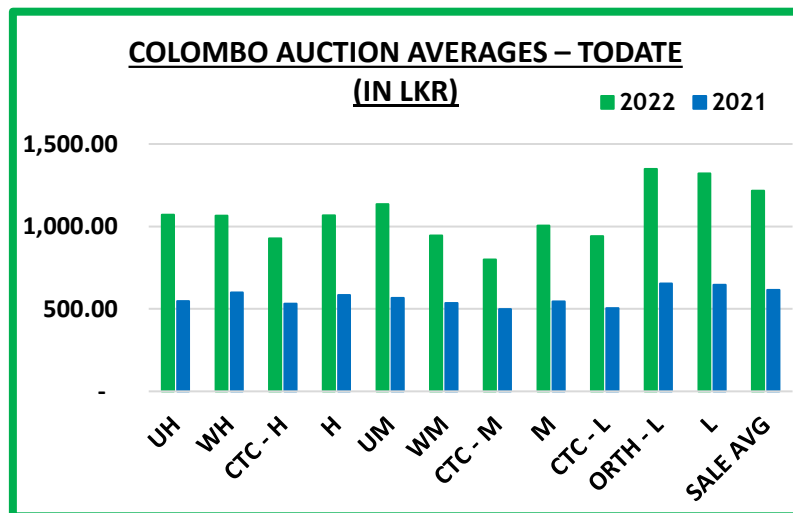
COLOMBO AUCTION AVERAGES



	Sale of 12/10/2022 In USC	Sale of 19/10/2022 In USC	Corres. 2021 In USC
Uva High Grown	396	367	282
Western High Grown	427	424	326
CTC High Grown	364	338	289
Summary of High Grown	416	402	312
Uva Medium Grown	393	370	284
Western Medium Grown	349	335	267
CTC Medium Grown	303	295	247
Summary of Medium Grown	364	348	273
CTC Low Grown	279	297	250
Orthodox Low Grown	446	437	336
Summary of Low Grown	433	428	331
TOTAL SALE AVERAGE	418	408	317



COLOMBO AUCTION AVERAGES



January to Date (Sale No.41)	2022 LKR	2021 LKR	2022 USC	2021 USC
Uva High Grown	1070.38	548.20	298	279
Western High Grown	1065.94	600.27	297	305
CTC High Grown	927.90	531.39	259	270
Summary of High Grown	1067.45	584.11	298	297
Uva Medium Grown	1134.21	565.98	316	288
Western Medium Grown	944.84	535.38	263	272
CTC Medium Grown	798.83	498.17	223	253
Summary of Medium Grown	1005.49	544.86	280	277
CTC Low Grown	941.52	504.36	262	256
Orthodox Low Grown	1348.56	654.10	376	332
Summary of Low Grown	1320.59	645.87	368	328
TOTAL SALE AVERAGE	1215.64	615.70	339	313



COLOMBO AUCTION AVERAGES

FROM 01 ST TO 19 TH OCTOBER 2022	LKR
Uva High Grown	1398.55
Western High Grown	1558.87
Summary of High Grown	1499.33
Uva Medium Grown	1420.91
Western Medium Grown	1247.12
Summary of Medium Grown	1307.99
Summary of Low Grown	1577.75
TOTAL SALE AVERAGE	1516.24



ALL BROKERS PRIVATE SALE FIGURES (FOR THE PERIOD – 17TH TO 22ND OCTOBER 2022)

	WEEKLY	TODATE
High & Medium	47,145.00	1,716,370.60
Low	13,294.80	313,456.30
Green Tea	34,171.00	1,188,030.30
Organic Tea	12,676.00	391,374.43
BMF	63,355.00	5,206,501.00
Direct Sales	-	-
Forward Contract	30,710.00	1,537,880.00





- **Crop and Weather**
- **Crop Figures**
- **Tea News**

CROP AND WEATHER - FOR THE PERIOD OF – 17TH TO 23RD OCTOBER 2022



Western

Dull mornings with evening showers were reported throughout the week in Agarapatana whilst, Rainy weather conditions were recorded in Dickoya and Bogowantalawa.



Nuwara Eliya

Rainy weather conditions were recorded throughout the day in Nuwara Eliya and Kandapola districts.



Uva

Dull weather with showers were reported in Haputale whilst, heavy showers were recorded throughout the week in Lunugala and Badulla.



Low Grown

Heavy rainfall was recorded throughout the day in Rathnapura, Deniyaya and Galle districts.



Crop

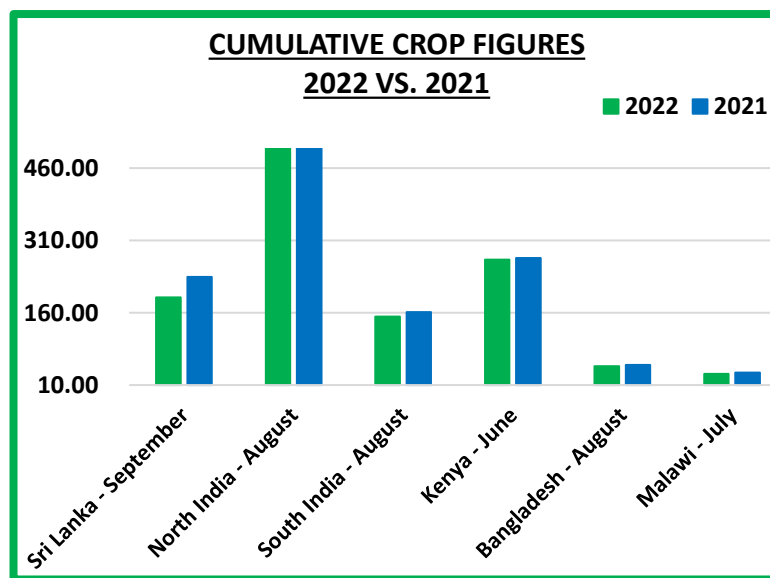
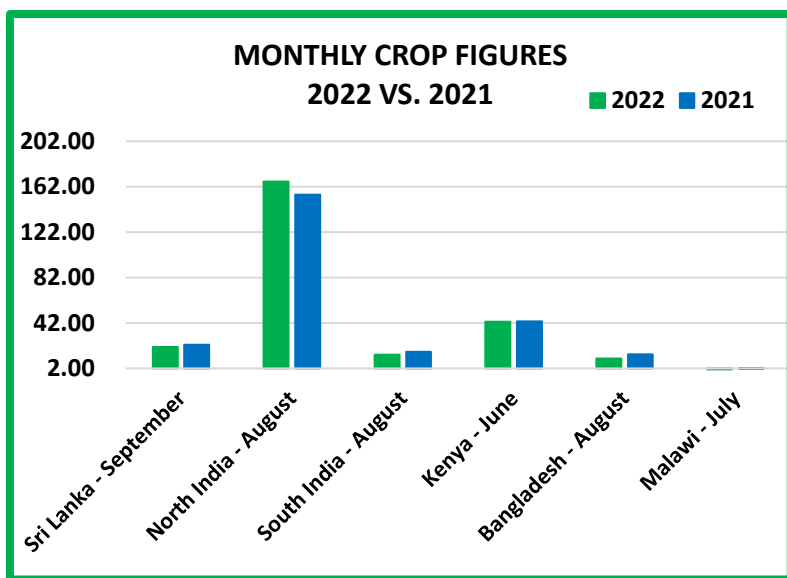
Crop intakes are moderate.



CROP FIGURES OF MAJOR PRODUCING & EXPORTING COUNTRIES

Country	Month	2022	2021	Cumulative + Inc. / Dec.	Cumulative	2022	2021	Cumulative + Inc. / Dec.
Sri Lanka	September	20.96	22.75	- 1.79	Upto September	192.37	234.72	- 42.35
North India	August	166.43(E)	155.03	+ 11.40	Upto August	642.16(E)	638.91	+ 3.25
South India	August	14.27(E)	16.59	- 2.32	Upto August	152.48(E)	161.29	- 8.81
Kenya	June	43.27	43.47	+ 0.20	Upto June	270.36	274.07	- 3.71
Bangladesh	August	10.76	14.39	- 3.63	Upto August	49.09	52.15	- 3.06
Malawi	July	1.30	1.80	- 0.50	Upto July	33.70	36.30	- 2.60

(E) - Estimated



TEA NEWS AROUND THE GLOBE

MOMBASA MARKET

SALE NO. 43 – SALE OF 24TH, 25TH & 26TH OCTOBER 2022

Improved general demand for the 194,376 packages (13,058,411.00 kilos) on offer at irregular levels following quality. 29.67% were neglected.

OFFERINGS

Leaf Grades	-	110,400 packages (7,275,525.00 kilos) – 32.93% unsold.
Dust Grades	-	64,920 packages (4,829,046.00 kilos) – 29.39% unsold.
Secondary Grades	-	19,056 packages (953,840.00 kilos) – 11.75% unsold.

MARKETS

Pakistan Packers, Egyptian Packers and Afghanistan lent more support with **Bazaar, Sudan, Kazakhstan, other CIS states and Russia** showing improved activity. **Yemen, other Middle Eastern countries and UK** maintained interest with more enquiry from **Iran. Local Packers** were more active. **Somalia** were active at the lower end of the market.

LEAF GRADES (M2)

BP1:

Best – Saw irregular activity and varied between firm to USC46 above last levels to easier by up to USC44.

Brighter – Advanced by up to USC24 but a few invoices lost up to USC16.

Mediums – KTDA mediums were irregular ranging between steady to USC12 dearer to easier by up to USC12; plantation mediums varied between USC28 dearer to easier by USC18 with select invoices losing up to USC42.

Lower Mediums – Met more competition and appreciated by up to USC40 but a few lines eased by up to USC24.

Plainer – Appreciated by up to USC22 with selected improved teas dearer by up to USC36.

PF1:

Best – Were firm to USC17 above previous levels.

Brighter – Steady to USC15 dearer.

Mediums – KTDA mediums were firm to USC12 dearer however a few lines shed up to USC9 while plantation mediums advanced by up to USC11.

Lower Mediums – Were mostly dearer by up to USC20 but some teas lost up to USC14.

Plainer – Met improved competition and were steady to USC14 above previous prices with only a few lines easier by up to USC10.

DUST GRADES (M1)

PDUST:

Best – Met irregular interest and varied between firm to USC10 dearer to easier by a similar margin.

Brighter – Steady to USC10 easier and select invoices lost up to USC16.

Mediums – KTDA mediums varied between firm to USC4 dearer to easier by up to USC3 while plantation mediums were steady to USC10 above previous levels.

Lower Medium – Saw good competition and appreciated by up to USC18.

Plainer – Were irregular ranging between firm to USC15 dearer to easier by up to USC14.



TEA NEWS AROUND THE GLOBE



MOMBASA MARKET – Continued ;

DUST1:

Best – Varied between firm to USC16 dearer to easier by up to USC14.

Brighter – Irregular with some invoices steady to USC20 above last rates while others shed up to USC14.

Mediums – KTDA mediums were firm to USC9 dearer with a few lines advancing by up to USC20 while other select invoices lost up to USC20. Plantation mediums appreciated by up to USC10 but a few teas shed up to USC13.

Lower Medium – Were firm to USC18 above previous prices.

Plainer – Ranged between steady to USC10 dearer to easier by a similar margin.

SECONDARY GRADES (S1)

In the Secondary Catalogues, **BP**s advanced with **PF**s steady. Clean well sorted coloury **Fannings** were firm to dearer while **similar DUST**s appreciated. **Other Fannings** held value with **DUST**s dearer. **BMF**s were readily absorbed at firm rates.

QUOTATIONS	BROKENS	FANNINGS
Best	255 – 446	299 – 328
Good	262 – 304	300 – 312
Good Medium	260 – 300	296 – 312
Medium (KTDA)	250 – 276	244 – 286
Medium (Plantations)	240 – 290	222 – 252
Lower Medium	134 – 260	166 – 229
Plainer	110 – 204	130 – 214

AUCTION	KENYA 2021 \$	KENYA 2022 \$	TOTAL 2021 \$	TOTAL 2022 \$
40	2.39	2.43	2.26	2.32
41	2.47	2.44	2.31	2.33
42	2.45	2.48	2.27	2.37

SOURCE : AFRICA TEA BROKERS LTD.



TEA NEWS AROUND THE GLOBE



CHITTAGONG MARKET

SALE NO.25 – 24TH OCTOBER 2022

CTC LEAF: 54,742 packages of Current Season teas on offer met with a fairly good demand.

BROKENS: A handful of well made Invoices met with quite a good demand and were about firm. Medium and other types witnessed less demand and prices were easier following quality with fair withdrawals. Plain types saw a further erosion in demand and generally declined by upto Tk.5/- to Tk.7/- with more withdrawals. BLF teas met with fair interest and were about steady to slightly easier but there were heavier withdrawals.

FANNINGS: A handful of good liquoring Fannings were well sought after by the buyers and were about steady to slightly easier often declining by Tk.3/- to Tk.5/-. Other types saw a little less demand and were easier by Tk.4/- to Tk.6/- with fair withdrawals. Plain varieties witnessed less demand and declined in price following quality with heavier withdrawals. BLF teas met with fair interest and were about steady to slightly easier but there were heavier withdrawals.

CTC DUST: 12,086 packages of Current Season teas on offer met with a fairly good demand. Good liquoring well made Dusts met with a better demand and sold at firm levels whilst Medium descriptions were irregularly easier. Plain and BLF Dusts were less in demand and witnessed more withdrawals compared to last. Blenders lent strong support with fair interest from the Loose tea buyers.

COMMENTS: Buyers were more discriminating this week whereby a few bright teas elicited strong support whilst all others declined in price following quality. Blenders once again were the mainstay of the market with some support from the Loose tea buyers.

Good liquoring Dusts were a strong feature of the sale.

Our catalogue: (Sale 25) Avg: Tk 214.73, Sold 70.3% & (Sale 24) Avg: Tk 215.69, sold 78.6%.

Quotations – This Week – (In Taka)

Brokens	This Week	Last Week	Fannings	This week	Last Week	Dust	This week	Last Week
Large	205-210 nom	212-218 nom	Best	225-235 nom	235-245	PD	201-275	205-258
Medium	207-215	212-222	Good	218-223	225-230	RD	130-410	160-400
Small	210-217	215-225	Medium	207-212	215-220	D	185-398	183-280
Plain	175-185	185-195	Plain	175-185	185-195	CD	168-380	210-308
BLF	130-150	130-155	BLF	130-150	130-155	BLF	180-200	180-210

Exchange Rates 24th October, 2022 Sterling Pound: Tk. 111.9492, dollar: Tk. 99.5000

SOURCE : NATIONAL BROKERS LTD



TEA NEWS AROUND THE GLOBE



SILIGURI MARKET

SALE NO.42 – SALE OF 21ST OCTOBER 2022

1. MARKET DESCRIPTION :

- Demand-good.
- Levels appreciated in line with quality.
- Common/plainer dusts were well competed for at dearer rates.
- All sections operated.

2. TOTAL AUCTION WEIGHTED AVERAGE (₹)

	2022-23			2021-22			UPTO SALE - 42		
	SALE - 42	SALE - 41	+/-	SALE - 42	SALE - 40	+/-	2022-23	2021-22	2020-21
CTC	186.14	182.03	4.11	177.46	153.56	23.90	188.48	184.85	235.24
DUST	178.83	175.30	3.53	158.00	150.41	7.59	181.76	172.39	226.24
TOTAL	185.36	181.30	4.06	175.59	153.22	22.37	187.69	183.40	234.12

SOURCE: PARCON INDIA PVT LTD

GUWAHATI MARKET

SALE NO.42 – SALE OF 20TH OCTOBER 2022

1. Market description :

- Good and improved demand.
- Select best/good category sold around last levels. Cleaner blacker sorts were firm to dealer with competition. Other medium & plainer teas sold around last levels.
- Premium liquoring dusts were well competed for.
- HUL/TCPL - active.
- Western India buyers were active on liquoring sorts with good enquiry from internal section.
- Exporters operated on bolder broken.

2. TOTAL AUCTION WEIGHTED AVERAGE (₹)

	2022-23			2021-22			UPTO SALE - 42		
	SALE - 42	SALE - 41	+/-	SALE - 42	SALE - 40	+/-	2022-23	2021-22	2020-21
CTC	202.89	199.77	3.13	176.17	174.32	1.85	205.98	190.41	263.32
DUST	205.48	206.40	-0.92	171.48	168.90	2.58	205.09	186.57	270.40
TOTAL	203.56	201.58	1.98	174.86	172.75	2.11	205.73	189.26	265.77

SOURCE: PARCON INDIA PVT LTD





TEA NEWS AROUND THE GLOBE

KOLKATA ORTHODOX / CTC MARKET

SALE NO.42 – SALE OF 20TH OCTOBER 2022

1. Market Description :

- Opened to strong demand which reduced on day 2 .
- Levels irregular around last.
- Browner, stalkier varieties irregular and at times lower following quality.
- Nominal weight of tippy sorts on offer sold readily.
- Exporters to the middle east active with support from the CIS.

	WHOLE LEAF		BROKENS		FANNINGS
	1ST LINE	2ND LINE	LARGER	SMALLER	LEAFY
BEST	390-440+	360-390+	310-335+	300-325	235-270
GOOD	340-380	310-340	280-300	275-295	185-230
MEDIUM	300-330	270-300	240-270	220-265	130-170

1. Market description :

- Demand- good.
- Assam leaf teas sold around last, whilst their corresponding dust grades were firm.
- Improved demand on Dooars which were fully firm to at times dearer.
- Major blenders active, with good support from other sections of the trade, including exporters.

2. TOTAL AUCTION WEIGHTED AVERAGE (₹)

	2022-23			2021-22			UPTO SALE - 42		
	SALE - 42	SALE - 41	+/-	SALE - 42	SALE - 40	+/-	2022-23	2021-22	2020-21
CTC	214.63	213.55	1.08	211.22	206.67	4.55	228.97	213.38	277.59
DUST	236.23	231.34	4.89	213.09	212.61	0.48	252.42	218.99	286.52
TOTAL	220.93	218.86	2.07	211.72	208.57	3.15	235.54	214.96	280.37

SOURCE: PARCON INDIA PVT LTD



UPCOMING AUCTION DETAILS

Auction No.	44		43	
Dates	08 th / 09 th November 2022		01 st / 02 nd November 2022	
	No. of Lots	Qty – kg	No. of Lots	Qty – kg
Ex-Estate	600	689,655	649	756,857
Main Sale Total	9,831	4,621,635	9,604	4,586,765
High & Medium	1,555	724,361	1,449	691,863
Low Grown – Leafy	1,726	654,692	1,781	681,645
Low Grown – Semi Leafy	1,314	543,006	1,243	518,777
Low Grown Tippy	2,107	1,039,562	1,977	999,048
Premium / Flowery	423	68,740	363	57,553
Off Grades	2,272	1,199,283	2,336	1,221,123
Dust	434	391,991	455	416,756
Grand Total	10,431	5,311,290	10,253	5,343,622
Reprints	1,194	603,803	1,168	584,630
Total No. of Lots on Offer	10,431		10,312	
Total Quantity on Offer (kg)	5,311,290		5,354,902	



SCHEDULED CLOSING DATES

Auction No.	Date of Sale	Ex-Estate	Main Sale
45	15 th / 16 th November 2022	27/10/2022	27/10/2022
46	22 nd / 23 rd November 2022	03/11/2022	03/11/2022
47	29 th / 30 th November 2022	10/11/2022	10/11/2022

PROMPT DATES

Auction No.	Buyers	Sellers
43	08/11/2022	09/11/2022
44	15/11/2022	16/11/2022
45	22/11/2022	23/11/2022



ORDER OF SALE (SALE NO. 43 – 01ST / 02ND NOVEMBER 2022)

Main Sale Order – 1 (Leafy / Semi Leafy / Tippy / Premium / 1A)	Main Sale Order – 2 (H & M / Off Grade / Dust)	Ex-Estate
FORBES & WALKER TEA BROKERS (PVT) LTD	CEYLON TEA BROKERS PLC	JOHN KEELLS PLC
MERCANTILE PRODUCE BROKERS (PVT) LTD	EASTERN BROKERS. LTD.	BARTLEET PRODUCE MARKETING (PVT) LTD
JOHN KEELLS PLC	JOHN KEELLS PLC	CEYLON TEA BROKERS PLC
LANKA COMMODITY BROKERS LTD	ASIA SIYAKA COMMODITIES PLC.	LANKA COMMODITY BROKERS LTD
ASIA SIYAKA COMMODITIES PLC.	MERCANTILE PRODUCE BROKERS (PVT) LTD	FORBES & WALKER TEA BROKERS (PVT) LTD
EASTERN BROKERS. LTD.	FORBES & WALKER TEA BROKERS (PVT) LTD	ASIA SIYAKA COMMODITIES PLC.
CEYLON TEA BROKERS PLC	BARTLEET PRODUCE MARKETING (PVT) LTD	EASTERN BROKERS. LTD.
BARTLEET PRODUCE MARKETING (PVT) LTD	LANKA COMMODITY BROKERS LTD	MERCANTILE PRODUCE BROKERS (PVT) LTD

[DB : HR / SG]





“

The best and most beautiful things in the world cannot
be seen or even touched — they must be felt with the
heart.— *Helen Keller*

”