



TEA MARKET REPORT

JOHN KEELLS PLC

SALE NO.43 – 01ST / 02ND NOVEMBER 2022

ORDER OF SALE (SALE NO. 43 – 01ST / 02ND NOVEMBER 2022)

Main Sale Order – 1 (Leafy / Semi Leafy / Tippy / Premium / 1A)	Main Sale Order – 2 (H & M / Off Grade / Dust)	Ex-Estate
FORBES & WALKER TEA BROKERS (PVT) LTD	CEYLON TEA BROKERS PLC	JOHN KEELLS PLC
MERCANTILE PRODUCE BROKERS (PVT) LTD	EASTERN BROKERS. LTD.	BARTLEET PRODUCE MARKETING (PVT) LTD
JOHN KEELLS PLC	JOHN KEELLS PLC	CEYLON TEA BROKERS PLC
LANKA COMMODITY BROKERS LTD	ASIA SIYAKA COMMODITIES PLC.	LANKA COMMODITY BROKERS LTD
ASIA SIYAKA COMMODITIES PLC.	MERCANTILE PRODUCE BROKERS (PVT) LTD	FORBES & WALKER TEA BROKERS (PVT) LTD
EASTERN BROKERS. LTD.	FORBES & WALKER TEA BROKERS (PVT) LTD	ASIA SIYAKA COMMODITIES PLC.
CEYLON TEA BROKERS PLC	BARTLEET PRODUCE MARKETING (PVT) LTD	EASTERN BROKERS. LTD.
BARTLEET PRODUCE MARKETING (PVT) LTD	LANKA COMMODITY BROKERS LTD	MERCANTILE PRODUCE BROKERS (PVT) LTD



AUCTION DETAILS

Auction No.	43	
Dates	01 st / 02 nd November 2022	
	No. of Lots	Qty – kg
Ex Estate	649	756,857
Main Sale Total	9,604	4,586,765
High & Medium	1,449	691,863
Low Grown - Leafy	1,781	681,645
Low Grown - Semi Leafy	1,243	518,777
Low Grown Tippy	1,977	999,048
Premium / Flowery	363	57,553
Off Grades	2,336	1,221,123
Dust	455	416,756
Grand Total	10,253	5,343,622
Reprints	1,168	584,630
Total No. of Lots Offered	10,253	
Total Quantity Offered (kg)	5,343,622	

PROMPT DATES

Auction No.	Buyers	Sellers
43	08/11/2022	09/11/2022



COMMENTS



The Auction averages for the month of October 2022 recorded at Rs.1,483.65, is an increase of Rs.876.27 in comparison to October 2021, which was at Rs.607.38. When analyzing the respective elevations, the High Grown recorded an average of Rs.1,452.21 which is a positive variance of Rs.864.76 in comparison to Rs.587.45 in October 2021. Medium Grown too recorded a positive variance of Rs.739.11 with an average of Rs.1,269.51 when compared to Rs.530.40 in October 2021. Similarly, a positive variance of Rs.919.90 was also recorded in the Low Grown with an average of Rs.1,554.86 in comparison to Rs.634.96 in October 2021.

The 0.75Mkg of Ex estate teas on offer met with easier demand. Select Best Western High Grown BOPs were firm to a little easier, the below best and plainer varieties were barely steady. Select Best Western High Grown BOPFs were easier from last week's levels, the below best and plainer varieties were irregularly easier following quality. Nuwara Eliya BOPs were firm to substantially dearer at times, the BOPFs too met with improved demand. Uda Pussellawa BOPs were tending easier, the BOPFs too declined following quality. UVA BOPs were firm, the BOPFs were tending easier. Low grown CTC BP1s were firm, the High and Medium sorts were irregularly easier. Low Grown CTC PF1s were firm on last levels, the High Grown sorts declined following quality.

The 2.2Mkg of Low Grown teas which were on offer met with lower demand. In the Leafy segment, OPs were firm, OPA's declined few rupees. Select best and best OP1s were lower, others were firm. In the Semi Leafy segment, BOP1s were lower to last. Pekoe varieties were firm, Pekoe1s were irregularly lower. In the Small Leaf segment, FBOPs were lower to last. FBOPF varieties continued with lower demand. FBOPF1s too were lower to last. BOPF.SP, BOPF, BOP.SP and BOPs too met with lower demand. Best Premium Flowery teas were lower, others met with fair demand.

Turkey, Russia, Iran and the C.I.S countries lent fair support. Libya and Iraq were active.



MARKET DESCRIPTION

Western Teas

Select best BOPs were firm to Rs.50/- easier, the below best and plainer varieties too were irregularly lower. Select best BOPFs were easier by Rs.50/- to Rs.100/- on average, the below best and plainer varieties too were mostly easier by a similar margin. Medium BOPs were irregularly easier. The BOPFs were barely steady.

Nuwara Eliya Teas

BOPs gained Rs. 100/- to Rs.150/-. The BOPFs too were dearer.

Uva Teas

Uva BOPs were firm. The BOPFs too were firm to a little easier. Uda Pussellawa BOPs were barely steady, the BOPFs too declined by Rs.100/- to Rs.150/- following quality.

CTC Teas

Low Grown BP1s were firm on last levels, the High and Medium sorts were tending irregular. Low Grown PF1s were firm, the High and Medium sorts were mostly easier by Rs.100/- to Rs.150/- and more.

QUOTATIONS

	BOP – RS.	BOPF – RS.
Good Westerns	1650 – 1900	1650 – 1750
Average Westerns	1480 – 1600	1550 – 1600
Plainer Westerns	1300 – 1460	1400 – 1500
Western Mediums	1400 – 2100	870 – 1060
Uva Teas	1440 – 1600	1480 – 1650
Nuwara Eliya Teas	1440 – 1800	1700 – 1750
Uda Pussellawa Teas	1100 – 1480	1180 – 1500
CTC (BP1 and PF1)	660 – 1020	740 – 2200





MARKET DESCRIPTION

Low Grown

Wiry OP1s in the select best category met with lower demand, bold OP1s were firm on last week's closing levels, secondaries met with fair demand. Well-made OPs were firm, others met with fair demand. Select best OPAs were irregular, best types shed marginally, below best types were firm on last levels. In the Semi Leafy segment, better twisted BOP1s along with the bolder types met with lower demand. Well-made Pekoes were firm, bolder types were marginally easier, reducers met with lower interest. Shotty Pekoe1s were firm to easier, others maintained last levels.

Select best and best BOPs were lower by Rs.20/- to Rs.30/-, below best and secondary types were firm. BOP.SP.s and BOPF.SP.s met with irregular demand. BOPFs followed a similar trend. Select best FBOPF1s were lower by Rs.20/- to Rs.40/-, best and below best FBOPF1s too were lower by Rs.30/- to Rs.40/- and more following quality, secondaries were firm. Well-made FBOPs in the select best category were lower by Rs.20/- to Rs.40/-, best and below best types too were lower by Rs.40/- to Rs.50/-, secondaries were firm. FBOPF varieties met with lower demand. Select best Premium Flowery teas were lower by Rs.50/- to Rs.100/-, others were firm on last week's closing levels.

Off Grades

Select best and best FGS1s were easier by Rs.50/- to Rs.80/-, below best and poorer types were firm. Select best BMs were easier, best and below best types were firm, poorer types were easier by Rs.10/- to Rs.20/-. Select best and best BPs were easier by Rs.40/- to Rs.60/-, below best and poorer types were firm. Select best and best BOP1AS were lower by Rs.50/- to Rs.100/-, below best types were lower by Rs.30/- to Rs.50/- whilst poorer sorts maintained on last levels.

Dust

Select best and best Dust1s were firm to dearer by Rs.5/- to Rs.10/-, below best and poorer sorts appreciated by Rs.10/-. High and Medium CTCs maintained at last levels. Low Grown CTCs met with fair demand. Low Grown Dust/ Dust1s were firm to dearer by Rs.5/- to Rs.10/-.



QUOTATIONS

	Select Best	Best	Below Best	Others
LIQUORING				
DUST-1	1600.00 - 1800.00	1400.00 - 1590.00	1300.00 - 1390.00	1000.00 - 1290.00
OFF GRADES				
FGS1	1380.00 - 1550.00	1300.00 - 1370.00	900.00 - 1290.00	450.00 - 890.00
FGS	1000.00 - 1100.00	800.00 - 990.00	650.00 - 790.00	400.00 - 640.00
LOW GROWNS				
FBOPF / FFSP / FFEXSP	4000.00 - 7750.00	3000.00 - 3800.00	2000.00 - 2800.00	1000.00 - 1900.00
BOP	2100.00 - 2900.00	1500.00 - 2000.00	1100.00 - 1400.00	850.00 - 1050.00
BOPSP	2000.00 - 2450.00	1500.00 - 1900.00	1100.00 - 1400.00	850.00 - 1050.00
BOPF	1800.00 - 2850.00	1300.00 - 1700.00	900.00 - 1200.00	700.00 - 820.00
FBOPF1	2100.00 - 2900.00	1700.00 - 2050.00	1400.00 - 1600.00	800.00 - 1350.00
FBOP	2300.00 - 2800.00	1700.00 - 2200.00	1400.00 - 1700.00	900.00 - 1200.00
BOP1	2500.00 - 3050.00	2300.00 - 2450.00	2000.00 - 2250.00	1500.00 - 1800.00
OP1	2400.00 - 3100.00	2200.00 - 2350.00	1800.00 - 2100.00	1000.00 - 1300.00
OP	1800.00 - 2200.00	1650.00 - 1750.00	1500.00 - 1600.00	1000.00 - 1250.00
OPA	1800.00 - 2350.00	1600.00 - 1700.00	1300.00 - 1500.00	800.00 - 1100.00
PEKOE	1750.00 - 2850.00	1600.00 - 1700.00	1250.00 - 1450.00	800.00 - 1150.00
PEKOE1	2000.00 - 2400.00	1750.00 - 1950.00	1500.00 - 1700.00	900.00 - 1200.00
DUST / DUST1	1100.00 - 1360.00	950.00 - 1090.00	850.00 - 940.00	700.00 - 840.00

- **Top Prices**
- **Colombo Auction Averages**
- **National Elevational Averages**
- **All Brokers Private Sale Figures**



TOP PRICES (SALE NO. 43 – 1ST / 2ND NOVEMBER 2022)



WESTERN HIGH			
BOP		Somerset	1900.00
BOPSP		Queensberry	1850.00
BOPF/BOPFSP		Great Western	1750.00
		Gouravilla	1750.00
		Dessford	1750.00
		Somerset	1750.00
FBOP/FBOP1	*	Bogahawatte	1850.00
		Queensberry	1850.00
FBOPF/FBOPF1	*	Inverness	1850.00
BOP1	*	Inverness	2300.00
OP/OPA	*	St Andrews	1600.00
OP1		Inverness	1950.00
PEKOE/PEKOE1		Queensberry	1850.00

UVA HIGH			
BOP	*	Glenanore	1750.00
BOPSP		Ranaya	1950.00
BOPF/BOPFSP	*	Pitaratmalie	1550.00
		Bandaraeliya	1550.00
FBOP/FBOP1	*	Aislabay	1900.00
		Ranaya	1900.00
FBOPF/FBOPF1		Ranaya	2050.00
BOP1		Gonamotawa	2300.00
OP/OPA		Oodoowerre	1700.00
OP1		Craig	2000.00
PEKOE/PEKOE1		Ranaya	1850.00

NUWARA ELIYA			
BOP	*	Lovers Leap	1800.00
BOPF/BOPFSP	*	Kenmare	1750.00
FBOP/FBOP1	*	Kenmare	1600.00
		Court Lodge	1600.00
OP/OPA		Kenmare	1200.00
PEKOE/PEKOE1		Court Lodge	1650.00

WESTERN MEDIUM			
BOP	*	Kenilworth	2000.00
BOPSP	*	Kenilworth	2100.00
BOPF/BOPFSP	*	Rozella	1360.00
		Dartry Valley	1360.00
FBOP/FBOP1		Doombagastalawa	2850.00
FBOPF/FBOPF1		Dartry Valley	2200.00
BOP1		Uplands	2050.00
OP/OPA	*	Kenilworth	1600.00
		Orange Field	1600.00
OP1		Dartry Valley	1800.00
		Orange Field	1800.00
PEKOE/PEKOE1		Dartry Valley	2000.00

UVA MEDIUM			
BOP	*	Demodera 'S'	1800.00
BOPSP	*	Halpewatte Uva	1950.00
BOPF/BOPFSP		Dickwella	1750.00
FBOP/FBOP1	*	Sarnia Plaiderie	2200.00
FBOPF/FBOPF1	*	Halpewatte Uva	1850.00
		Maratenne	1850.00
		Glen Alpin	1850.00
BOP1		Maratenne	2150.00
OP/OPA		Wewesse	1750.00
OP1		Wewesse	2250.00
PEKOE/PEKOE1		Dickwella	2050.00

CTC LOW			
PF1	*	Hingalgoda CTC	2200.00
BP1	**	Ceciliyan CTC	1020.00
BPS		Canora CTC	800.00
OF		Peakwatta CTC	600.00

UDA PUSSELLAWA			
BOP		Kirklees	1480.00
BOPSP		Luckyland	1400.00
		Kirklees	1400.00
BOPF/BOPFSP	*	Mooloya	1500.00
FBOP/FBOP1		Alma	1900.00
FBOPF/FBOPF1		Delmar	1750.00
BOP1		-	-
OP/OPA		Alma	1480.00
OP1		Gonapitiya	1420.00
PEKOE/PEKOE1		Alma	1850.00

CTC HIGH			
PF1	*	Dunsinane CTC	1460.00
BP1		-	-
BPS		-	-
OF		-	-

CTC MEDIUM			
PF1		New Peacock CTC	1500.00
BP1	*	Donside CTC	900.00
BPS		Donside CTC	890.00
OF		-	-



TOP PRICES (SALE NO. 43 – 01ST / 02ND NOVEMBER 2022)



LOW			
BOP		New Vithanakande	2900.00
BOPSP		Suduwelipothahena Super	2450.00
BOPF		Sithaka	2850.00
BOPFSP		Sithaka	2650.00
FBOP		Pothotuwa	2800.00
FBOP1		Sithaka	2400.00
FBOPF		Ceyenta	2450.00
FBOPF1		Gunawardana	2900.00
		Gangaboda	2500.00
	*	Sineth	2450.00
BOP1		Pothotuwa	3050.00
OP1		Pothotuwa	3100.00
OP		Sihara	2200.00
OPA		A C U Super	2350.00
		Green Lanka	2350.00
PEKOE		Liyonta	2850.00
PEKOE1		Brombil	2400.00
		Golden Garden	2400.00
		H P P Tea	2400.00
		Lumbini	2400.00
		Nilgiri	2400.00
		Pothotuwa	2400.00
		Veddagala	2400.00

PREMIUM			
FBOPFSP		Sirisili	6350.00
FBOPFEXSP		Brombil	7750.00
FBOPFEXSP1		Peak Paradise Super	4000.00

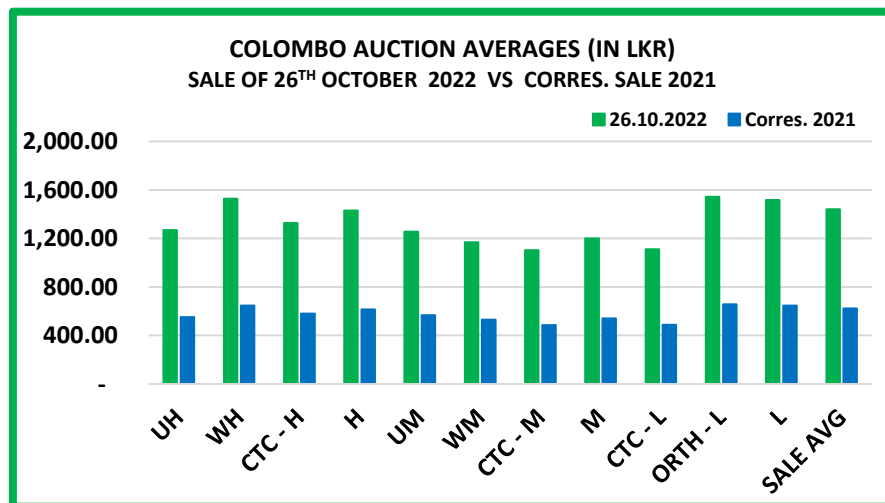
DUST			
DUST1		Great Western	1800.00
P.DUST	*	Hingalgoda CTC	1650.00

OFF GRADES			
FNGS/FNGS1		Waltrim	1550.00
PFNGS	*	Hingalgoda CTC	1600.00
BM		Wathurawila	1700.00
BP		Maratenne	1650.00
BOP1A		Golden Garden	1800.00
		Aldora	1800.00

**** MORE THAN ONE TOP PRICE OBTAINED**
*** TEAS SOLD BY JOHN KEELLS PLC**
+ ALL TIME RECORD PRICE
++ ALL TIME RECORD PRICE EQUALED



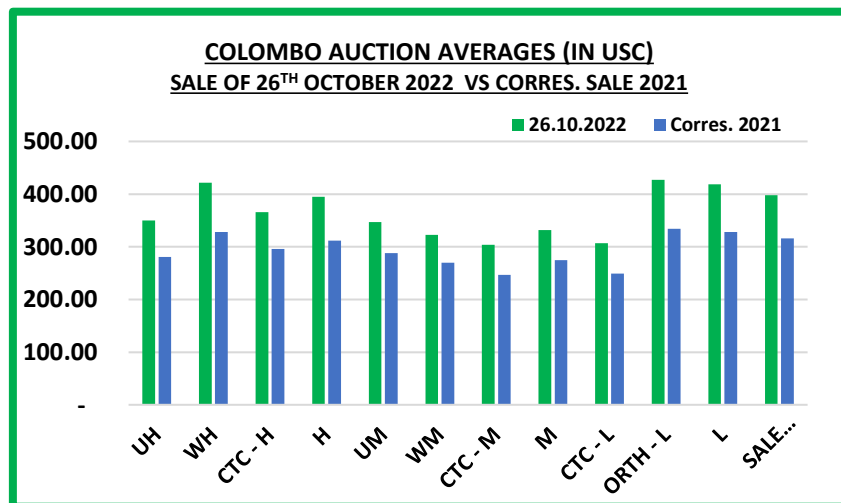
COLOMBO AUCTION AVERAGES



	Sale of 19/10/2022In LKR	Sale of 26/10/2022 In LKR	Corres. 2021 In LKR
Uva High Grown	1330.98	1268.70	552.17
Western High Grown	1534.50	1528.37	645.77
CTC High Grown	1224.57	1326.26	581.58
Summary of High Grown	1457.16	1429.77	614.01
Uva Medium Grown	1339.02	1256.91	567.41
Western Medium Grown	1214.41	1168.31	531.03
CTC Medium Grown	1068.71	1102.32	486.21
Summary of Medium Grown	1259.47	1201.17	541.95
CTC Low Grown	1076.33	1110.73	489.17
Orthodox Low Grown	1584.48	1544.03	657.23
Summary of Low Grown	1549.38	1516.83	645.92
TOTAL SALE AVERAGE	1479.23	1440.60	622.01



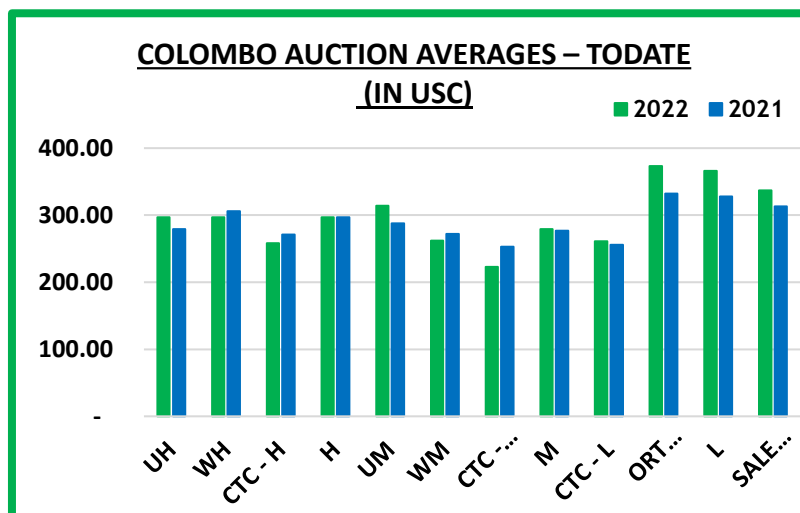
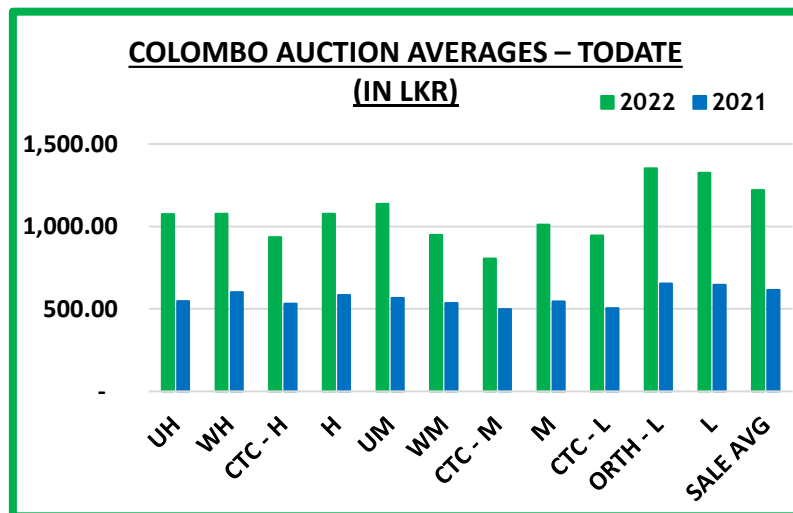
COLOMBO AUCTION AVERAGES



	Sale of 19/10/2022 In USC	Sale of 26/10/2022 In USC	Corres. 2021 In USC
Uva High Grown	367	350	281
Western High Grown	424	422	328
CTC High Grown	338	366	296
Summary of High Grown	402	395	312
Uva Medium Grown	370	347	288
Western Medium Grown	335	323	270
CTC Medium Grown	295	304	247
Summary of Medium Grown	348	332	275
CTC Low Grown	297	307	249
Orthodox Low Grown	437	427	334
Summary of Low Grown	428	419	328
TOTAL SALE AVERAGE	408	398	316



COLOMBO AUCTION AVERAGES



January to Date (Sale No.42)	2022 LKR	2021 LKR	2022 USC	2021 USC
Uva High Grown	1075.58	548.29	297	279
Western High Grown	1076.25	601.17	297	306
CTC High Grown	935.08	532.64	258	271
Summary of High Grown	1076.02	584.73	297	297
Uva Medium Grown	1137.54	566.01	314	288
Western Medium Grown	949.71	535.28	262	272
CTC Medium Grown	806.00	497.88	223	253
Summary of Medium Grown	1010.09	544.79	279	277
CTC Low Grown	945.15	503.97	261	256
Orthodox Low Grown	1352.73	654.17	373	332
Summary of Low Grown	1324.76	645.87	366	328
TOTAL SALE AVERAGE	1220.62	615.85	337	313



COLOMBO AUCTION AVERAGES

FROM 01 ST TO 26 TH OCTOBER 2022	LKR
Uva High Grown	1360.26
Western High Grown	1552.62
Summary of High Grown	1480.46
Uva Medium Grown	1375.96
Western Medium Grown	1226.14
Summary of Medium Grown	1279.11
Summary of Low Grown	1560.97
TOTAL SALE AVERAGE	1495.67



NATIONAL ELEVATIONAL AVERAGES

NATIONAL ELEVATIONAL AVERAGES – OCTOBER 2022

Elevation	MONTH		TODATE	
	QUANTITY - KG	AVERAGE - RS. / KG	QUANTITY - KG	AVERAGE - RS. / KG
ORTHODOX				
UVA-HIGH	1,304,918	1,377.22	14,122,099	1,072.34
WESTERN-HIGH	2,044,143	1,579.27	25,019,229	1,096.29
UVA-MEDIUM	1,085,950	1,372.87	11,459,803	1,120.61
WESTERN-MEDIUM	1,430,596	1,272.31	17,385,367	1,001.63
LOW	10,183,116	1,608.36	117,515,520	1,354.71
TOTAL	16,048,723	1,539.97	185,502,017	1,250.81
CTC				
UVA-HIGH	109,528	1,190.01	917,739	1,030.24
WESTERN-HIGH	226,740	1,308.83	2,888,315	932.72
WESTERN-MEDIUM	535,295	1,091.12	6,024,049	800.95
LOW	987,188	1,076.57	10,954,792	929.27
TOTAL	1,858,751	1,115.78	20,784,895	897.02
OTH/CTC				
UVA-HIGH	1,414,446	1,362.72	15,039,838	1,069.77
WESTERN-HIGH	2,270,883	1,552.27	27,907,544	1,079.36
UVA-MEDIUM	1,085,950	1,372.87	11,459,803	1,120.61
WESTERN-MEDIUM	1,965,891	1,222.98	23,409,416	949.99
LOW	11,170,304	1,561.36	128,470,312	1,318.43
TOTAL	17,907,474	1,495.94	206,286,912	1,215.16
GREEN				
UVA-HIGH	24,545	1,343.36	481,434	826.48
WESTERN-HIGH	40,203	1,500.19	412,538	1,055.23
UVA-MEDIUM	26,550	1,489.10	252,351	1,203.72
WESTERN-MEDIUM	33,080	1,428.91	327,148	1,024.45
LOW	0	0	2	3,000.00
TOTAL	124,378	1,447.92	1,473,473	999.09



NATIONAL ELEVATIONAL AVERAGES – Continued;

ORGANIC TEAS				
UVA-HIGH	8,570	1,929.40	178,102	1,196.50
WESTERN-HIGH	540	2,490.74	60,994	1,062.62
UVA-MEDIUM	0	0.00	117,140	1,016.78
WESTERN-MEDIUM	6,100	857.22	165,035	1,304.67
LOW	7,102	3,015.22	58,946	2,803.38
TOTAL	22,312	1,995.48	580,216	1,340.16
SPECIAL TEA				
UVA-HIGH	52	15,278.85	401	15,221.83
WESTERN-HIGH	6,685	2,787.28	69,462	2,972.56
UVA-MEDIUM	11	18,772.73	125	15,168.67
WESTERN-MEDIUM	6,631	1,213.24	84,711	1,177.53
LOW	62	16,967.74	2,022	10,951.82
TOTAL	13,441	2,137.54	156,720	2,146.30
BLACK TEA SALES FROM REFUSE TEA PROCESSING CENTRES				
UVA-HIGH	74,171	683.92	818,116	575.74
WESTERN-HIGH	88,997	809.29	1,545,339	646.46
UVA-MEDIUM	19,906	740.35	153,297	624.13
WESTERN-MEDIUM	29,157	630.06	354,060	610.32
LOW	98,449	702.48	935,240	616.27
TOTAL	310,680	724.28	3,806,052	619.58
COMPOSITE NATIONAL AVERAGES				
HIGH GROWN	3,929,092	1,452.21	46,513,767	1,053.56
MEDIUM GROWN	3,173,276	1,269.51	36,323,084	1,003.97
LOW GROWN	11,275,917	1,554.86	129,466,521	1,314.18
ALL TEA AVERAGE	18,378,284	1,483.65	212,303,373	1,204.01



ALL BROKERS PRIVATE SALE FIGURES (FOR THE PERIOD – 24TH TO 29TH OCTOBER 2022)

	WEEKLY	TODATE
High & Medium	26,834.00	1,743,204.60
Low	2,681.00	316,137.30
Green Tea	18,085.00	1,206,115.30
Organic Tea	4,100.00	395,474.43
BMF	78,753.00	5,285,254.00
Direct Sales	-	-
Forward Contract	35,300.00	1,573,180.00





- **Crop and Weather**
- **Crop Figures**
- **Tea News**
- **Holiday Notice**

CROP AND WEATHER - FOR THE PERIOD OF – 24TH TO 30TH OCTOBER 2022



Western

Heavy showers were reported at the beginning of the week in Agarapatana whilst, dull weather conditions prevailed thereafter. Heavy rainfall was recorded throughout the week in Dickoya and Bogowantalawa.



Nuwara Eliya

Rainy weather conditions were recorded throughout the day in Nuwara Eliya and Kandapola districts.



Uva

Rainfall was reported at the beginning of the week in Haputale whilst, dull weather conditions prevailed thereafter. dull weather with heavy showers were recorded in Badulla and Lunugala.



Low Grown

Heavy rainfall was recorded throughout the day in Rathnapura, Deniyaya and Galle districts.



Crop

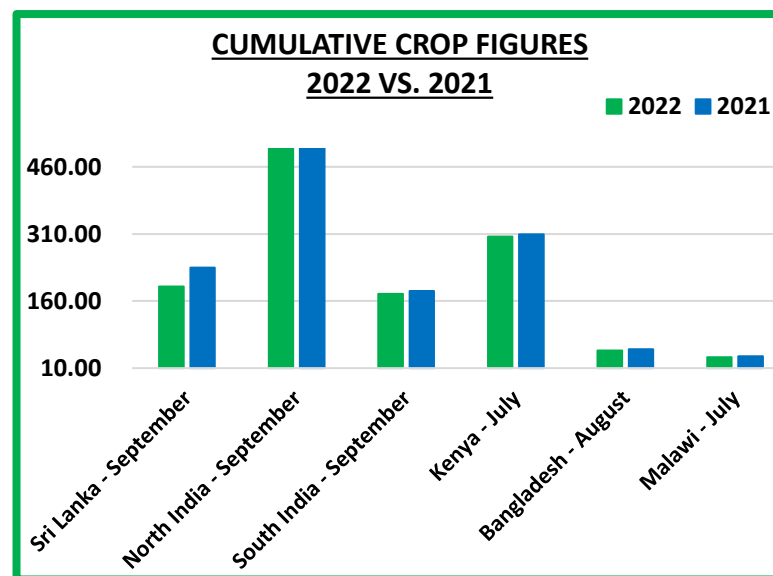
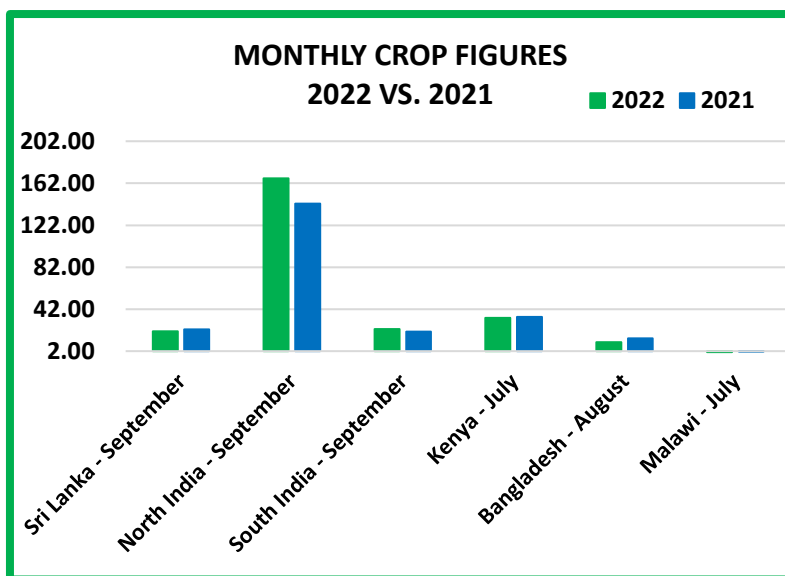
Crop intakes are moderate.



CROP FIGURES OF MAJOR PRODUCING & EXPORTING COUNTRIES

Country	Month	2022	2021	Cumulative + Inc. / Dec.	Cumulative	2022	2021	Cumulative + Inc. / Dec.
Sri Lanka	September	20.96	22.75	- 1.79	Upto September	192.37	234.72	- 42.35
North India	September	166.75(E)	142.56	+ 24.19	Upto September	808.91(E)	781.47	+ 24.44
South India	September	23.28(E)	20.61	+ 2.67	Upto September	175.76(E)	181.90	- 6.14
Kenya	July	33.85	34.73	+ 0.88	Upto July	304.21	308.80	- 4.59
Bangladesh	August	10.76	14.39	- 3.63	Upto August	49.09	52.15	- 3.06
Malawi	July	1.30	1.80	- 0.50	Upto July	33.70	36.30	- 2.60

(E) - Estimated



TEA NEWS AROUND THE GLOBE



MOMBASA MARKET

SALE NO. 44 – SALE OF 31ST OCTOBER, 01ST & 02ND NOVEMBER 2022

There was good demand but at irregular levels with prices following quality for the 197,500 packages (13,241,949.00 kilos) available; 27.14% remained unsold.

OFFERINGS

Leaf Grades	-	113,940 packages (7,503,523.50 kilos) – 30.15% unsold.
Dust Grades	-	64,460 packages (4,783,149.50 kilos) – 26.85% unsold.
Secondary Grades	-	19,100 packages (955,276.00 kilos) – 10.05% unsold.

MARKETS

Pakistan Packers, Bazaar and Afghanistan showed strong support with more interest from **Egyptian Packers, Yemen, other Middle Eastern countries, Kazakhstan** and **other CIS states. Sudan** and **UK** lent useful but selective interest while **Iran** were more active. **Russia** maintained enquiry with **Local Packers** active on account of price. **Somalia** maintained activity at the lower end of the market.

LEAF GRADES (M2)

BP1:

Best – Met good but irregular competition and ranged between firm to USC46 dearer with selected invoices appreciating by up to USC62 to USC26 below previous levels.

Brighter – Were steady to USC20 dearer with a few selected teas gaining USC46.

Mediums – KTDA mediums varied between firm to dearer by USC6 to easier by up to USC15 with plantation mediums ranging between USC6 dearer to USC24 below last prices.

Lower Mediums – Irregular varying between steady to USC24 dearer to easier by up to USC15.

Plainer – Saw reduced competition and were irregularly easier by up to USC36 but a few lines advanced by up USC30.

PF1:

Best – Improved enquiry and appreciated by up to USC16.

Brighter – Were firm to USC12 dearer.

Mediums – KTDA mediums were mostly steady to USC10 above previous rates but some lines lost up to USC4; plantation mediums varied between firm to USC6 dearer to easier by up to USC4.

Lower Mediums – Saw irregular interest at mostly steady to USC24 dearer to easier by up to USC14.

Plainer – Varied between USC11 dearer to USC9 below last prices.

DUST GRADES (M1)

PDUST:

Best – Advanced by up to USC23.

Brighter – Were steady to USC14 dearer.

Mediums – KTDA mediums were steady at last levels with plantation mediums firm to dearer by up to USC14.

Lower Medium – Were steady to USC18 above previous prices .

Plainer – Varied between firm to mostly dearer by up to USC12 and select invoices advanced by USC24 to easier by up to USC8.



TEA NEWS AROUND THE GLOBE



MOMBASA MARKET – Continued ;

DUST1:

Best – Saw irregular interest with some teas appreciating by up to USC8 while others shed up to USC12.

Brighter – Steady to dearer by up to USC22 but a few lines lost up to USC5

Mediums – KTDA mediums saw improved interest at firm to USC15 dearer with selected invoices advancing by USC24 and USC32. Plantation mediums were irregular ranging between steady to USC8 dearer to mostly easier by up to USC11.

Lower Medium – Irregularly firm to dearer by up to USC17.

Plainer – Were steady to USC18 above last rates.

SECONDARY GRADES (S1)

In the Secondary Catalogues, best **BPs** tended easier while others gained with **PFs** firm to dearer. Clean well sorted coloury **Fannings** appreciated with **similar DUSTs** steady. **Other Fannings** were dearer while **DUSTs** held value. **BMFs** were well absorbed.

QUOTATIONS	BROKENS	FANNINGS
Best	280 – 454	309 – 336
Good	260 – 350	310 – 320
Good Medium	255 – 307	300 – 316
Medium (KTDA)	250 – 282	244 – 288
Medium (Plantations)	228 – 276	216 – 248
Lower Medium	140 – 254	157 – 232
Plainer	112 – 184	131 – 220

AUCTION	KENYA 2021 \$	KENYA 2022 \$	TOTAL 2021 \$	TOTAL 2022 \$
41	2.47	2.44	2.31	2.33
42	2.45	2.48	2.27	2.37
43	2.43	2.55	2.25	2.42

SOURCE : AFRICA TEA BROKERS LTD.



TEA NEWS AROUND THE GLOBE



CHITTAGONG MARKET

SALE NO.26 – 31ST OCTOBER 2022

CTC LEAF: 58,400 packages of Current Season teas on offer met with a fairly good demand.

BROKENs: There was only a small weight of clean well made Brokenes which were well competed for and were mostly firm to slightly dearer. Medium and Plainer types saw a little less demand particularly the latter with several withdrawals. BLF teas met with less demand and were easier and suffered heavier withdrawals.

FANNINGS: There was only a small weight of clean Fannings which saw stronger demand. Other varieties saw a decline in price following quality. There were several withdrawals in this category. BLF teas met with less demand and were easier and suffered heavier withdrawals.

CTC DUST: 13,016 packages of Current Season teas on offer met with a good demand. Good liquoring Dusts sold well at around last levels. Their Mediums met with fair demand easing by Tk.3/- to Tk.5/- over last closely following quality. Plain and BLF Dusts met with a selective market at around last levels with more withdrawals. Blenders lent strong support with fair interest from the Loose tea buyers.

COMMENTS: A few good liquoring teas on offer were well supported by the Blenders as well as the Loose tea buyers who operated in slightly more strength. All others were less in demand and prices were easier for these types with more withdrawals.

Good liquoring Dusts continued to meet with more competition.

Our catalogue: (Sale 26) Avg: Tk 218.85, Sold 71.6% & (Sale 25) Avg: Tk 214.49, sold 72.2%.

Quotations – This Week – (In Taka)

Brokenes	This Week	Last Week	Fannings	This week	Last Week	Dust	This week	Last Week
Large	205-210 nom	205-210 nom	Best	235-245 nom	225-235 nom	PD	181-318	201-275
Medium	205-215	207-215	Good	215-225	218-223	RD	185-394	130-410
Small	210-220	210-217	Medium	205-210	207-212	D	190-390	185-398
Plain	175-185	175-185	Plain	175-185	175-185	CD	192-310	168-380
BLF	125-155	130-150	BLF	125-155	130-150	BLF	165-209	180-200

Exchange Rates 31st October, 2022 Sterling Pound: Tk. 115.4698, dollar: Tk. 99.5000

SOURCE : NATIONAL BROKERS LTD



TEA NEWS AROUND THE GLOBE



SILIGURI MARKET

SALE NO.43 – SALE OF 30TH OCTOBER 2022

1. MARKET DESCRIPTION :

- Demand – good for leaf and strong for dust.
- Leaf – whilst best/good and better medium sorts appreciated, remainder eased irregularly.
- Dust-witnessed a dearer market.
- Traditional blenders and internal trade were active with some support from exporters.
- The total dust average was higher than that of the leaf for the sale.
- Percentage of teas selling below Rs .20 decreased.

2. TOTAL AUCTION WEIGHTED AVERAGE (₹)

	2022-23			2021-22			UPTO SALE - 43		
	SALE - 43	SALE - 42	+/-	SALE - 43	SALE - 42	+/-	2022-23	2021-22	2020-21
CTC	183.68	186.14	-2.46	178.43	177.46	0.97	188.25	184.51	235.24
DUST	187.40	178.83	8.57	161.55	158.00	3.55	182.00	171.83	226.24
TOTAL	184.07	185.36	-1.30	176.53	175.59	0.93	187.53	183.03	234.12

SOURCE: PARCON INDIA PVT LTD

GUWAHATI MARKET

SALE NO.43 – SALE OF 29TH OCTOBER 2022

1. Market description :

- Good demand.
- Best/good liquoring teas tended easier in line with quality, while cleaner/blacker mediums sold around last levels. Browner sorts followed easier trend.
- HUL was active with fair support from TCPL.
- Western India operated on liquoring teas at reduced levels.
- Internal buyers were active on medium & plainer sorts.
- Exporters operated on liquoring bolder broken.

2. TOTAL AUCTION WEIGHTED AVERAGE (₹)

	2022-23			2021-22			UPTO SALE - 43		
	SALE - 43	SALE - 42	+/-	SALE - 43	SALE - 42	+/-	2022-23	2021-22	2020-21
CTC	193.10	202.89	-9.79	178.51	176.17	2.33	205.20	189.80	260.36
DUST	202.57	205.48	-2.91	173.79	171.48	2.32	204.94	185.96	267.66
TOTAL	195.65	203.56	-7.91	177.17	174.86	2.32	205.13	188.65	262.88

SOURCE: PARCON INDIA PVT LTD





TEA NEWS AROUND THE GLOBE

KOLKATA ORTHODOX / CTC MARKET

SALE NO.43 – SALE OF 29TH OCTOBER 2022

1. Market Description :

- Strong demand.
- Clean, well-made sorts sold well with competition and at times appreciated.
- Bolder whole leaf and leafier Fannings were firm to dearer.
- Medium/better medium sorts were irregular around last, similar brokens witnessed improved enquiry.
- Browner, stalkier varieties were irregularly lower with quality.
- Exporters to the middle east and CIS were active with some internal enquiry.

	WHOLE LEAF		BROKENS		FANNINGS
	1ST LINE	2ND LINE	LARGER	SMALLER	LEAFY
BEST	400-450+	360-400+	310-340+	300-330	240-280+
GOOD	350-400	320-350	290-310	280-300	190-230
MEDIUM	300-340	280-320	260-290	250-280	140-180

1. Market description :

- Demand- good and improved.
- Liquoring Assams sold at firm rates, remainder tended irregular particularly, the browner sorts.
- Levels for dust grades were fully firm for all categories.
- Medium and plainer Dooars were dearer.
- All secondaries sold readily following competition.
- HUL mainstay, with good support from WI, other packers, exporters and other internal sections of the trade.

2. TOTAL AUCTION WEIGHTED AVERAGE (₹)

	2022-23			2021-22			UPTO SALE - 43		
	SALE - 43	SALE - 42	+/-	SALE - 43	SALE - 42	+/-	2022-23	2021-22	2020-21
CTC	221.45	214.63	6.82	203.94	211.22	-7.29	228.72	212.80	277.59
DUST	246.90	236.23	10.67	200.90	213.09	-12.19	252.24	217.89	286.52
TOTAL	228.46	220.93	7.53	203.09	211.72	-8.62	235.30	214.23	280.37

SOURCE: PARCON INDIA PVT LTD



UPCOMING AUCTION DETAILS

Auction No.	45		44	
Dates	15 th / 16 th November 2022		08 th / 09 th November 2022	
	No. of Lots	Qty – kg	No. of Lots	Qty – kg
Ex-Estate	467	538,271	600	689,655
Main Sale Total	8,417	3,817,400	9,831	4,621,635
High & Medium	1,173	502,694	1,555	724,361
Low Grown – Leafy	1,604	584,746	1,726	654,692
Low Grown – Semi Leafy	1,125	460,301	1,314	543,006
Low Grown Tippy	1,860	906,657	2,107	1,039,562
Premium / Flowery	311	43,804	423	68,740
Off Grades	1,988	1,010,826	2,272	1,199,283
Dust	356	308,372	434	391,991
Grand Total	8,884	4,355,671	10,431	5,311,290
Reprints	1,101	544,704	1,194	603,803
Total No. of Lots on Offer	8,884		10,431	
Total Quantity on Offer (kg)	4,355,671		5,311,290	



SCHEDULED CLOSING DATES

Auction No.	Date of Sale	Ex-Estate	Main Sale
46	22 nd / 23 rd November 2022	03/11/2022	03/11/2022
47	29 th / 30 th November 2022	10/11/2022	10/11/2022
48	05 th / 06 th December 2022	17/11/2022	17/11/2022

PROMPT DATES

Auction No.	Buyers	Sellers
44	15/11/2022	16/11/2022
45	22/11/2022	23/11/2022
46	29/11/2022	30/11/2022



ORDER OF SALE (SALE NO. 44 – 08TH/09TH NOVEMBER 2022)

Main Sale Order – 1 (Leafy / Semi Leafy / Tippy / Premium / 1A)	Main Sale Order – 2 (H & M / Off Grade / Dust)	Ex-Estate
MERCANTILE PRODUCE BROKERS (PVT) LTD	EASTERN BROKERS. LTD.	EASTERN BROKERS. LTD.
JOHN KEELLS PLC	JOHN KEELLS PLC	BARTLEET PRODUCE MARKETING (PVT) LTD
LANKA COMMODITY BROKERS LTD	ASIA SIYAKA COMMODITIES PLC.	FORBES & WALKER TEA BROKERS (PVT) LTD
ASIA SIYAKA COMMODITIES PLC.	MERCANTILE PRODUCE BROKERS (PVT) LTD	ASIA SIYAKA COMMODITIES PLC.
EASTERN BROKERS. LTD.	FORBES & WALKER TEA BROKERS (PVT) LTD	JOHN KEELLS PLC
CEYLON TEA BROKERS PLC	BARTLEET PRODUCE MARKETING (PVT) LTD	MERCANTILE PRODUCE BROKERS (PVT) LTD
BARTLEET PRODUCE MARKETING (PVT) LTD	LANKA COMMODITY BROKERS LTD	CEYLON TEA BROKERS PLC
FORBES & WALKER TEA BROKERS (PVT) LTD	CEYLON TEA BROKERS PLC	LANKA COMMODITY BROKERS LTD

[DB : HR / SG]



HOLIDAY NOTICE



We wish to inform all our valued Clients that our Head Office, Sample Room and Stores will be closed for business on the following day.

07th November 2022

Monday

Ill Full Moon Poya Day.





“

It is during our darkest moments that we must focus to
see the light.— *Aristotle*

”