



TEA MARKET REPORT

JOHN KEELLS PLC

SALE NO.44 – 08TH / 09TH NOVEMBER 2022



ORDER OF SALE (SALE NO. 44 – 08TH/09TH NOVEMBER 2022)

Main Sale Order – 1 (Leafy / Semi Leafy / Tippy / Premium / 1A)	Main Sale Order – 2 (H & M / Off Grade / Dust)	Ex-Estate
MERCANTILE PRODUCE BROKERS (PVT) LTD	EASTERN BROKERS. LTD.	EASTERN BROKERS. LTD.
JOHN KEELLS PLC	JOHN KEELLS PLC	BARTLEET PRODUCE MARKETING (PVT) LTD
LANKA COMMODITY BROKERS LTD	ASIA SIYAKA COMMODITIES PLC.	FORBES & WALKER TEA BROKERS (PVT) LTD
ASIA SIYAKA COMMODITIES PLC.	MERCANTILE PRODUCE BROKERS (PVT) LTD	ASIA SIYAKA COMMODITIES PLC.
EASTERN BROKERS. LTD.	FORBES & WALKER TEA BROKERS (PVT) LTD	JOHN KEELLS PLC
CEYLON TEA BROKERS PLC	BARTLEET PRODUCE MARKETING (PVT) LTD	MERCANTILE PRODUCE BROKERS (PVT) LTD
BARTLEET PRODUCE MARKETING (PVT) LTD	LANKA COMMODITY BROKERS LTD	CEYLON TEA BROKERS PLC
FORBES & WALKER TEA BROKERS (PVT) LTD	CEYLON TEA BROKERS PLC	LANKA COMMODITY BROKERS LTD



AUCTION DETAILS

Auction No.	44	
Dates	08 th / 09 th November 2022	
	No. of Lots	Qty – kg
Ex Estate	600	689,655
Main Sale Total	9,831	4,621,635
High & Medium	1,555	724,361
Low Grown - Leafy	1,726	654,692
Low Grown - Semi Leafy	1,314	543,006
Low Grown Tippy	2,107	1,039,562
Premium / Flowery	423	68,740
Off Grades	2,272	1,199,283
Dust	434	391,991
Grand Total	10,431	5,311,290
Reprints	1,194	603,803
Total No. of Lots Offered	10,431	
Total Quantity Offered (kg)	5,311,290	

PROMPT DATES

Auction No.	Buyers	Sellers
44	15/11/2022	16/11/2022



COMMENTS

The 0.68Mkg of Ex estate teas on offer met with lower demand. Select Best Western High Grown BOPs were barely steady, the below best and plainer varieties declined. Select Best Western High Grown BOPFs were easier, the below best and plainer varieties too declined from last week's levels following quality. Nuwara Eliya BOPs were irregularly easier, there were hardly any BOPFs on offer. Uda Pussellawa BOPs declined, the BOPFs too declined following quality. UVA BOPs were easier, the BOPFs eased from last week's levels. Low grown CTC BP1s were easier, the High and Medium sorts too were irregularly lower. Low Grown CTC PF1s were easier, the High Grown sorts were irregularly lower following quality.

The 2.3Mkg of Low Grown teas which were on offer met with lower demand. In the Leafy segment, OPs declined marginally, OPA's were easier. Select best and best OP1s were lower, others were firm. In the Semi Leafy segment, BOP1s were lower to last. Pekoe varieties declined from last levels, Pekoe1s were irregularly lower. In the Small Leaf segment, FBOPs were lower to last. FBOPF varieties continued with lower demand. FBOPF1s were lower to last. BOPF.SP, BOPF, BOP.SP and BOPs too met with lower demand. All Premium Flowery teas met with fair demand.

Turkey, Russia, Iran and the C.I.S countries lent fair support. Libya and Iraq were active.

ALL TIME RECORD PRICE OBTAINED IN THE JK PLC CATALOGUE

Garden Mark	Grade	Price Rs.	Category	Management Company/ Proprietor
Delta CTC	BP1	1440.00	CTC Medium	Pussellawa Plantations Limited



MARKET DESCRIPTION

Western Teas

Select best BOPs were barely steady, below best and plainer varieties declined by Rs.50/- to Rs.100/- and more. Select best BOPFs declined by Rs.50/- to Rs.100/-, below best and plainer sorts were easier by Rs.100/- to Rs.150/-. Medium BOPs were Rs.100/- easier, the BOPFs too were easier by a similar margin.

Nuwara Eliya Teas

BOPs were irregularly easier, there were hardly any BOPFs on offer.

Uva Teas

Uva BOPs declined by Rs.50/- to Rs.100/-, the BOPFs too followed a similar trend. Uda Pussellawa BOPs declined by Rs.100/- to Rs.150/-, the BOPFs too eased Rs.100/- to Rs.150/-.

CTC Teas

Low Grown BP1s were easier, the High and Medium sorts were tending irregular. Low Grown PF1s were easier by Rs.100/- to Rs.200/-, the High and Medium sorts were firm to easier by Rs.50/- to Rs.100/-.

QUOTATIONS

	BOP – RS.	BOPF – RS.
Good Westerns	1600 – 1700	1650 – 1800
Average Westerns	1500 – 1550	1500 – 1600
Plainer Westerns	1380 – 1480	1380 – 1480
Western Mediums	1000 – 2200	830 – 1380
Uva Teas	1340 – 1550	1160 – 1800
Nuwara Eliya Teas	1380 – 1700	NQ
Uda Pussellawa Teas	1000 – 1460	1020 – 1320
CTC (BP1 and PF1)	800 – 1440	720 – 1750





MARKET DESCRIPTION

Low Grown

Select best wiry OP1s tended lower, bolder invoices too shed irregularly from last week's closing levels. Well-made OPs were firm to easier, secondaries too eased irregularly. Select best OPAs were firm, best types eased by Rs.50/- and more at times, secondaries however were firm on last levels. Well-made BOP1s shed sharply, others too sold at lower levels. Well-made Pekoes were irregularly lower, bolder types were firm to easier, secondaries met with lower demand. Well-made Pekoe1s were mostly firm, others declined irregularly from last week's closing levels.

Select best BOPs were firm, best types were lower by Rs.20/- to Rs.30/-, below best and secondary types were firm. BOP.SP.s and BOPF.SP.s met with irregular demand. BOPFs followed a similar trend. Select best FBOPF1s were lower by Rs.20/- to Rs.40/-, best and below best FBOPF1s too were lower by Rs.30/- to Rs.40/- and more following quality, secondaries were firm. Well-made FBOPs in the select best category were lower by Rs.20/- to Rs.40/-, best and below best types too were lower by Rs.20/- to Rs.30/-, secondaries were firm. FBOPF varieties met with lower demand. All Premium Flowery teas met with reasonable demand.

Off Grades

Select best FGS1s declined by Rs.50/-, others were firm. Select best BMs declined by Rs.50/- to Rs.80/-, others were firm. Select best BPs were lower by Rs.100/-, others were firm. Select best and best BOP1As were lower by Rs.40/- to Rs.60/- and more at times. below best and poorer sorts were dearer by Rs.100/- to Rs.150/-.

Dust

Select best and best Dust1s were lower by Rs.15/- to Rs.20/-, below best and poorer sorts sold at firm levels. High and Medium CTCs maintained at last levels. Low Grown CTCs met with fair demand and sold at last levels. Low Grown Dust/Dust1s were firm to dearer by Rs.5/- to Rs.10/-.



QUOTATIONS

	Select Best	Best	Below Best	Others
LIQUORING				
DUST-1	1500.00 - 1650.00	1400.00 - 1490.00	1300.00 - 1390.00	1000.00 - 1290.00
OFF GRADES				
FGS1	1360.00 - 1400.00	1300.00 - 1350.00	900.00 - 1290.00	530.00 - 890.00
FGS	880.00 - 960.00	780.00 - 870.00	640.00 - 770.00	420.00 - 630.00
LOW GROWNS				
FBOPF / FFSP / FFEXSP	4000.00 - 8800.00	3000.00 - 3800.00	2000.00 - 2800.00	1000.00 - 1900.00
BOP	2100.00 - 2550.00	1500.00 - 2000.00	1100.00 - 1400.00	850.00 - 1050.00
BOPSP	2000.00 - 2350.00	1500.00 - 1900.00	1100.00 - 1400.00	850.00 - 1050.00
BOPF	1800.00 - 2450.00	1300.00 - 1700.00	900.00 - 1200.00	700.00 - 820.00
FBOPF1	2100.00 - 2400.00	1700.00 - 2050.00	1400.00 - 1600.00	800.00 - 1350.00
FBOP	2200.00 - 2900.00	1700.00 - 2150.00	1400.00 - 1700.00	900.00 - 1200.00
BOP1	2250.00 - 2550.00	1950.00 - 2150.00	1700.00 - 1900.00	1400.00 - 1600.00
OP1	2200.00 - 2950.00	1900.00 - 2150.00	1700.00 - 1850.00	1000.00 - 1300.00
OP	1750.00 - 2150.00	1600.00 - 1700.00	1500.00 - 1600.00	1000.00 - 1300.00
OPA	1750.00 - 2250.00	1550.00 - 1700.00	1300.00 - 1500.00	800.00 - 1100.00
PEKOE	1850.00 - 2600.00	1700.00 - 1800.00	1400.00 - 1650.00	800.00 - 1150.00
PEKOE1	2000.00 - 2500.00	1750.00 - 1900.00	1500.00 - 1700.00	900.00 - 1200.00
DUST / DUST1	1100.00 - 1340.00	900.00 - 1090.00	800.00 - 890.00	600.00 - 790.00

- **Top Prices**
- **Colombo Auction Averages**
- **Agro Climatic District Averages**
- **All Brokers Private Sale Figures**



TOP PRICES (SALE NO. 44 – 08TH / 09TH NOVEMBER 2022)



WESTERN HIGH			
BOP		Wattegodde	1700.00
		Great Western	1700.00
BOPSP		Queensberry	1850.00
BOPF/BOPFSP		Great Western	1800.00
FBOP/FBOP1		Queensberry	1950.00
FBOPF/FBOPF1		Inverness	1850.00
		Glenloch	1850.00
BOP1		Inverness	2250.00
OP/OPA	*	Venture	1600.00
		Inverness	1600.00
OP1	*	Venture	1800.00
PEKOE/PEKOE1		Glenloch	1950.00

WESTERN MEDIUM			
BOP		Harangalla	2200.00
BOPSP		Windsorforest	1950.00
BOPF/BOPFSP		Craighead	1800.00
FBOP/FBOP1		Dartry Valley	2500.00
FBOPF/FBOPF1		Dartry Valley	2100.00
BOP1		Dartry Valley	2400.00
OP/OPA	*	Kenilworth	1600.00
		Cooroondoowatte	1600.00
		Dartry Valley	1600.00
		Uplands	1600.00
		Greenwood	1600.00
OP1		Orange Field	2100.00
PEKOE/PEKOE1		Craighead	2200.00
		Dartry Valley	2200.00

UDA PUSSELLAWA			
BOP	*	Mooloya	1460.00
BOPSP		Alma	1650.00
BOPF/BOPFSP		Kirklees	1460.00
FBOP/FBOP1		Alma	1800.00
FBOPF/FBOPF1		Alma	1750.00
BOP1		Delmar	1600.00
OP/OPA		Alma	1550.00
OP1		Gampaha	1500.00
PEKOE/PEKOE1		Alma	1800.00

UVA HIGH			
BOP	*	Glenanore	1800.00
BOPSP		Ranaya	1800.00
BOPF/BOPFSP	*	Uvakellie	1500.00
FBOP/FBOP1		Glenanore	1900.00
FBOPF/FBOPF1		Oodoowerre	1850.00
BOP1		Oodoowerre	1850.00
		Glenanore	1850.00
OP/OPA	*	Ellathota Uva	1550.00
	*	Spring Valley	1550.00
		Craig	1550.00
		Gonamotawa	1550.00
OP1		Glenanore	1900.00
PEKOE/PEKOE1		Ranaya	1900.00

UVA MEDIUM			
BOP		Dickwella	1850.00
BOPSP		High spring	2200.00
BOPF/BOPFSP		Dickwella	1850.00
FBOP/FBOP1	*	Halpewatte Uva	2250.00
FBOPF/FBOPF1		High Spring	2000.00
BOP1	*	Demodera 'S'	2450.00
OP/OPA	*	Wewesse	1750.00
		Tinioya	1750.00
OP1		Tinioya	2000.00
PEKOE/PEKOE1		High Spring	2000.00

CTC HIGH			
PF1		Dunsinane CTC	1320.00
BP1		-	
BPS		-	
OF		-	

CTC MEDIUM			
PF1		New Peacock CTC	1360.00
BP1	*+	Delta CTC	1440.00
BPS		-	
OF		-	

NUWARA ELIYA			
BOP	*	Lovers Leap	1700.00
BOPSP		Mahagastotte	1400.00
BOPF/BOPFSP		Court Lodge	1180.00
FBOP/FBOP1		Court Lodge	1900.00
OP/OPA	+	Court Lodge	1530.00
PEKOE/PEKOE1		Court Lodge	1750.00

CTC LOW			
PF1	*	Cee Tee Hills CTC	1900.00
BP1	*	Ceciliyan CTC	1320.00
BPS		Canora CTC	800.00
OF	-	-	-



TOP PRICES (SALE NO. 44 – 08TH / 09TH NOVEMBER 2022)



LOW			
BOP		Mahaliyadda	2550.00
BOPSP	*	Ceciliyan	2350.00
BOPF	*	Ceciliyan	2450.00
BOPFSP		Golden Garden	2300.00
		New Rekadahena	2300.00
FBOP		Pothotuwa	2900.00
FBOP1		Sithaka	2400.00
FBOPF		Ceyenta	2600.00
FBOPF1		Pothotuwa	2400.00
		Andaradeniya Super	2400.00
		Gunawardana	2400.00
	*	Arbour Valley	2350.00
	*	Hiniduma Smallholders	2350.00
BOP1		Pothotuwa	2550.00
OP1		Sithaka	2950.00
OP		A C U Super	2150.00
		Liyonta	2150.00
OPA		Green Lanka	2400.00
PEKOE		Liyonta	2600.00
PEKOE1		H P P Tea	2500.00

**** MORE THAN ONE TOP PRICE OBTAINED**
*** TEAS SOLD BY JOHN KEELLS PLC**
+ ALL TIME RECORD PRICE
++ ALL TIME RECORD PRICE EQUALED

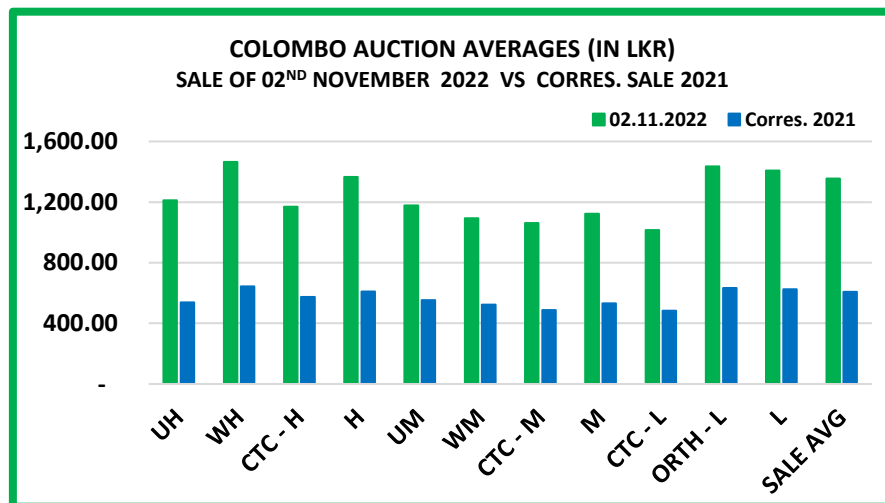
PREMIUM			
FBOPFSP		Rajjuruwatta Super	8800.00
FBOPFEXSP		Goldengarden	7600.00
	*	Ceciliyan	7450.00
FBOPFEXSP1		Lumbini	4650.00

DUST			
DUST1		Great Western	1700.00
		Wattegodde	1700.00
P.DUST	*	Ceciliyan CTC	1380.00
	*	Delta CTC	1380.00

OFF GRADES			
FNGS/FNGS1	*	Stockholm	1400.00
	*	Fairlawn	1400.00
	*	Campion	1400.00
	*	Stonycliff	1400.00
		Dunkeld	1400.00
		Drayton	1400.00
		Holyrood	1400.00
		Diyagama East	1400.00
PFNGS	*	Hingalgoda CTC	1600.00
BM		Wathurawila	1700.00
BP		Galatara	1700.00
BOP1A		Aldora	1850.00



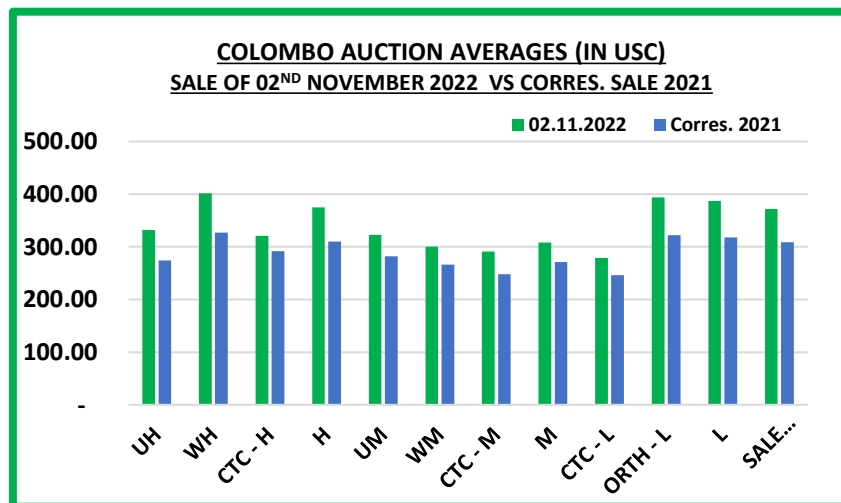
COLOMBO AUCTION AVERAGES



	Sale of 26/10/2022In LKR	Sale of 02/11/2022 In LKR	Corres. 2021 In LKR
Uva High Grown	1268.70	1211.69	539.17
Western High Grown	1528.37	1466.20	643.11
CTC High Grown	1326.26	1168.99	574.44
Summary of High Grown	1429.77	1366.32	610.11
Uva Medium Grown	1256.91	1177.83	553.96
Western Medium Grown	1168.31	1094.05	523.55
CTC Medium Grown	1102.32	1061.48	488.57
Summary of Medium Grown	1201.17	1124.03	532.45
CTC Low Grown	1110.73	1015.61	483.75
Orthodox Low Grown	1544.03	1435.46	633.69
Summary of Low Grown	1516.83	1408.85	625.78
TOTAL SALE AVERAGE	1440.60	1354.89	607.56



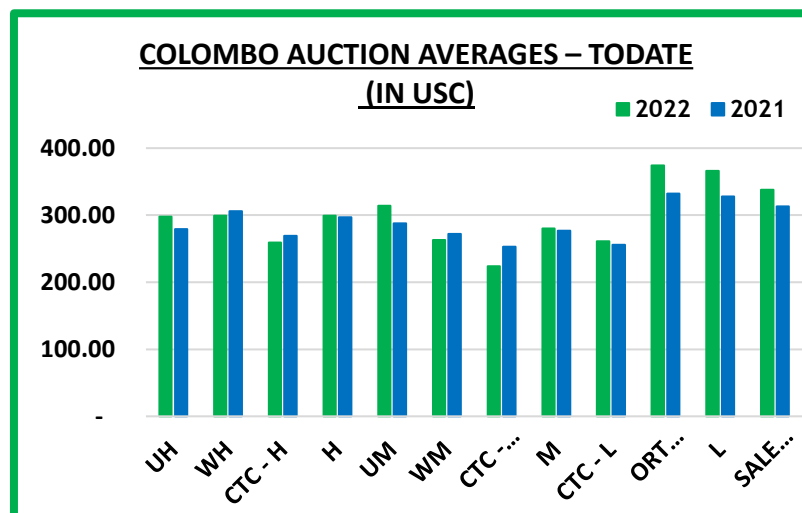
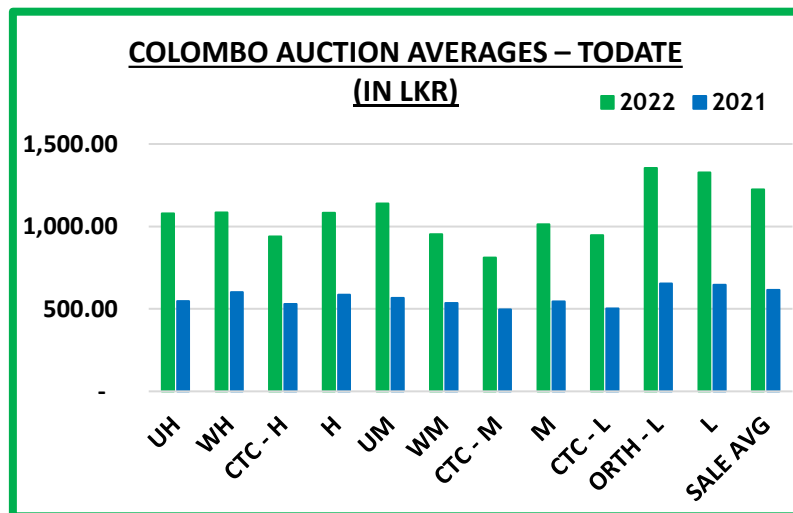
COLOMBO AUCTION AVERAGES



	Sale of 26/10/2022 In USC	Sale of 02/11/2022 In USC	Corres. 2021 In USC
Uva High Grown	350	332	274
Western High Grown	422	402	327
CTC High Grown	366	321	292
Summary of High Grown	395	375	310
Uva Medium Grown	347	323	282
Western Medium Grown	323	300	266
CTC Medium Grown	304	291	248
Summary of Medium Grown	332	308	271
CTC Low Grown	307	279	246
Orthodox Low Grown	427	394	322
Summary of Low Grown	419	387	318
TOTAL SALE AVERAGE	398	372	309



COLOMBO AUCTION AVERAGES



January to Date (Sale No.43)	2022 LKR	2021 LKR	2022 USC	2021 USC
Uva High Grown	1078.86	548.13	298	279
Western High Grown	1083.84	601.89	299	306
CTC High Grown	938.68	529.60	259	269
Summary of High Grown	1082.13	585.17	299	297
Uva Medium Grown	1138.46	565.77	314	288
Western Medium Grown	952.51	535.02	263	272
CTC Medium Grown	811.64	497.71	224	253
Summary of Medium Grown	1012.42	544.53	280	277
CTC Low Grown	946.85	503.52	261	256
Orthodox Low Grown	1354.58	653.68	374	332
Summary of Low Grown	1326.64	645.39	366	328
TOTAL SALE AVERAGE	1223.55	615.67	338	313



COLOMBO AUCTION AVERAGES

FROM 02 ND NOVEMBER 2022	LKR
Uva High Grown	1210.39
Western High Grown	1471.13
Summary of High Grown	1367.94
Uva Medium Grown	1179.64
Western Medium Grown	1093.55
Summary of Medium Grown	1123.93
Summary of Low Grown	1399.38
TOTAL SALE AVERAGE	1348.94



SUB DISTRICT AVERAGE PRICES DURING THE MONTH OF OCTOBER 2022

SUB DISTRICTS	MONTH	CUM.	SUB DISTRICTS	MONTH	CUM.
(A) NUWARA ELIYA	1,437.50	1,053.57	(D) UDA PUSSELLAWA		
			(i) Uda Pussellawa / Halgranoya	1,280.28	976.98
(B) WESTERNS			(ii) Maturata	1,253.85	1,003.15
(i) Ramboda	1,449.27	1,059.75			
(ii) Pundaluoya	1,366.44	992.08	(E) UVAS		
(iii) Agarapatana	1,504.31	1,018.25	(i) Koslanda / Haldumulla	1,735.59	1,332.33
(iv) Nanuoya/ Lindula/ Talawakelle	1,595.87	1,146.55	(ii) Haputale	1,472.22	1,121.23
(v) Patana / Kotagala	1,554.81	1,020.56	(iii) Bandarawela / Poonagalla	1,275.82	983.47
(vi) Hatton / Dickoya	1,405.46	981.66	(iv) Malwatte / Welimada	1,409.92	1,094.72
(vii) Bogawantalawa	1,556.04	1,061.13	(v) Demodara / Haliella / Badulla	1,389.44	1,180.68
(viii) Upcot / Maskeliya	1,600.81	1,064.41	(vi) Ella / Namunukula	1,242.65	854.80
			(vii) Passara / Lunugalla	1,364.28	1,080.64
(C) MEDIUMS			(viii) Madulsima	1,155.16	978.98
(i) Watawala/ Ginigathhena / Norton Bridge	1,139.44	814.49			
(ii) Pussellawa / Hewaheta	1,481.84	1,017.70	(F) LOW GROWNS		
(iii) Kotmale	1,522.48	1,106.70	(i) Deniyaya	1,811.17	1,531.91
(iv) Gampola / Nawalapitiya / Dolosbage	1,237.59	998.06	(ii) Galle	1,615.12	1,399.59
(v) Nilambe / Hantane / Galaha	1,257.95	970.93	(iii) Kalutara	1,460.38	1,196.49
(vi) Kadugannawa	1,100.50	879.65	(iv) Kegalle	1,356.51	1,095.75
(vii) Madulkelle / Knuckles / Rangala	1,108.80	882.55	(v) Kellani Valley	1,551.66	1,326.33
(viii) Hunnagiriya / Matale / Yakdessa	977.18	891.59	(vi) Kandy / Matale / Kurunegala	1,078.51	817.18
(ix) Balangoda / Rakwana	1323.20	1117.40	(vii) Matara	1,748.04	1,527.53
			(viii) Morawaka	1,731.94	1,418.79
			(ix) Ratnapura	1,535.99	1,314.21
			(x) Balangoda	1,387.62	1,153.56

SOURCE : SRI LANKA TEA BOARD



ALL BROKERS PRIVATE SALE FIGURES (FOR THE PERIOD – 31ST OCTOBER TO 05TH NOVEMBER 2022)

	WEEKLY	TODATE
High & Medium	33,187.00	1,776,391.60
Low	4,609.65	320,746.95
Green Tea	23,276.00	1,229,391.30
Organic Tea	11,818.00	407,292.43
BMF	51,996.00	5,337,250.00
Direct Sales	-	-
Forward Contract	46,310.00	1,619,490.00





- **Crop and Weather**
- **Crop Figures**
- **Tea News**
- **Tea Sale Arrangements**

CROP AND WEATHER - FOR THE PERIOD OF -31ST OCTOBER TO 06TH NOVEMBER 2022



Western

Dull weather with heavy showers were experienced throughout the day in Dickoya, Agarapatana and Bogowantalawa.



Nuwara Eliya

Rainfall was recorded throughout the day in Nuwara Eliya and Kandapola districts.



Uva

Rainy weather conditions were reported throughout the week in Lunugala, Badulla and Haputale.



Low Grown

Deniyaya, Rathnapura and Galle districts experienced heavy rainfall throughout the week.



Crop

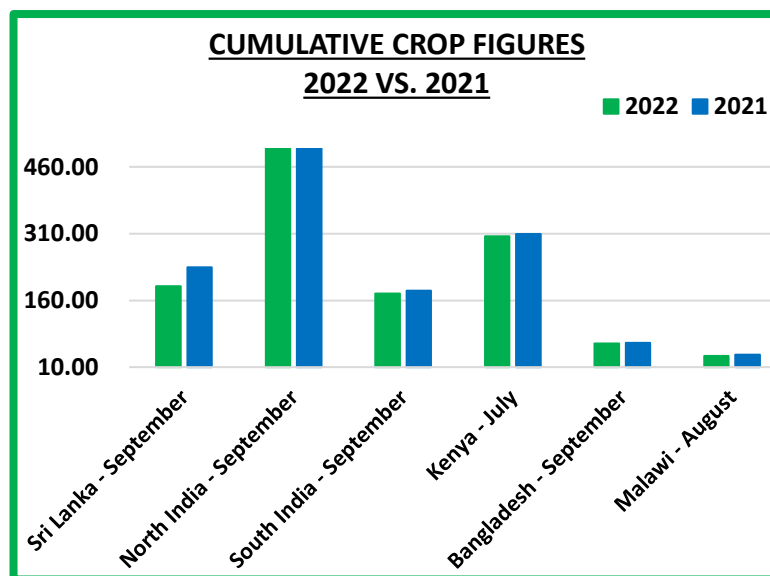
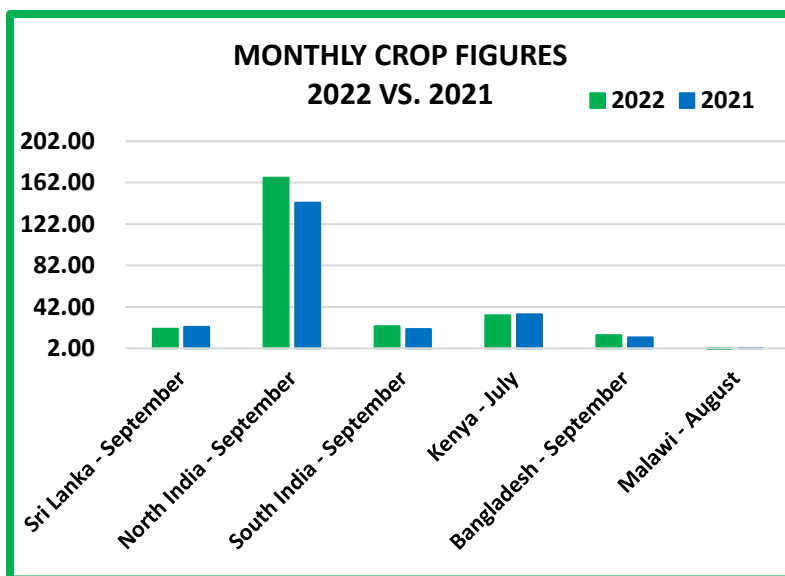
Crop intakes are moderate.



CROP FIGURES OF MAJOR PRODUCING & EXPORTING COUNTRIES

Country	Month	2022	2021	Cumulative + Inc. / Dec.	Cumulative	2022	2021	Cumulative + Inc. / Dec.
Sri Lanka	September	20.96	22.75	- 1.79	Upto September	192.37	234.72	- 42.35
North India	September	166.75(E)	142.56	+ 24.19	Upto September	808.91(E)	781.47	+ 24.44
South India	September	23.28(E)	20.61	+ 2.67	Upto September	175.76(E)	181.90	- 6.14
Kenya	July	33.85	34.73	+ 0.88	Upto July	304.21	308.80	- 4.59
Bangladesh	September	14.74	12.61	+ 2.03	Upto September	63.83	64.76	- 0.93
Malawi	August	1.99	2.09	- 0.10	Upto August	35.70	38.40	- 2.70

(E) - Estimated



TEA NEWS AROUND THE GLOBE

MOMBASA MARKET

SALE NO. 45 – SALE OF 07TH, 08TH & 09TH NOVEMBER 2022

Good general demand at irregular levels following quality with an aspect of price adjustment for some categories. There were 205,620 packages (13,824,645.00 kilos) on offer with 29.58% unsold.

OFFERINGS

Leaf Grades	-	119,400 packages (7,891,070.00 kilos) – 23.27% unsold.
Dust Grades	-	65,400 packages (4,878,869.00 kilos) – 28.75% unsold.
Secondary Grades	-	20,820 packages (1,054,706.00 kilos) – 11.05% unsold.

MARKETS

There was strong activity from **Kazakhstan** and **other CIS states** with more interest from **UK**. **Egyptian Packers** maintained useful support while **Pakistan Packers, Bazaar, Yemen, other Middle Eastern countries** and **Afghanistan** were active but at lower levels. **Sudan** showed good but selective interest with some enquiry from **Russia**. **Iran** were quiet while **Local Packers** maintained support. **Somalia** were active at the lower end of the market.

LEAF GRADES (M2)

BP1:

Best – Were very irregular following quality with some lines appreciating by up to USC100 while others easier by up to USC37 and select invoices lost up to USC82.

Brighter – Saw reduced enquiry and were mostly easier by up to USC14 but some teas advanced by a similar margin.

Mediums – KTDA mediums were steady to USC16 below previous prices while plantation mediums opened easier by up to USC26 but some teas gained up to USC48 as the sale progressed.

Lower Mediums – Met less competition and were irregularly easier by up to USC28 but some invoices gained up to USC7.

Plainer – Irregular ranging between firm to USC49 dearer for improved lines to easier by up to USC21.

PF1:

Best – Were irregular varying between USC19 dearer to USC16 below last levels.

Brighter – Steady to up to USC18 easier.

Mediums – KTDA mediums were firm to USC7 easier with plantation mediums ranging between steady to USC12 dearer to easier by USC7.

Lower Mediums – Most teas lost up to USC19 but a few lines advanced by up to USC16.

Plainer – A few better liquoring invoices appreciated by up to USC18 while the remainder were easier by a similar margin.

DUST GRADES (M1)

PDUST:

Best – Were irregular varying between firm to USC13 dearer for some lines to mostly easier by up to USC23.

Brighter – Steady to USC11 below previous prices.

Mediums – KTDA mediums held value but a few selected teas appreciated by USC6 to USC14; plantation mediums gained up to USC12.

Lower Medium – Were irregularly dearer by up to USC18.

Plainer – Irregular ranging between steady to USC20 dearer to easier by up to USC10.



TEA NEWS AROUND THE GLOBE



MOMBASA MARKET – Continued ;

DUST1:

Best – A weak feature and heavily discounted by up to USC91.

Brighter – Shed by up to USC90.

Mediums – KTDA mediums were irregular at steady to USC16 above last prices to easier by up to USC11 with select teas shedding USC34 and USC42. Plantation mediums varied between firm to USC10 dearer to easier by up to USC28.

Lower Medium – Firm to USC14 dearer.

Plainer – Saw improved interest at steady to USC22 above previous levels but a few lines shed up to USC8.

SECONDARY GRADES (S1)

In the Secondary Catalogues, **BP**s were firm with best categories dearer. **PF**s varied with best types selling above previous rates while others held value. Clean well sorted coloury

Fannings were firm to dearer with **similar DUST**s steady but a few lines appreciated. **Other Fannings** were steady while **DUST**s were dearer. **BMF**s were readily absorbed.

QUOTATIONS	BROKENS	FANNINGS
Best	265 – 534	299 – 333
Good	255 – 320	296 – 308
Good Medium	255 – 302	290 – 304
Medium (KTDA)	250 – 270	244 – 281
Medium (Plantations)	222 – 300	224 – 254
Lower Medium	124 – 248	160 – 226
Plainer	113 – 210	125 – 238

AUCTION	KENYA 2021 \$	KENYA 2022 \$	TOTAL 2021 \$	TOTAL 2022 \$
42	2.45	2.48	2.27	2.37
43	2.43	2.55	2.25	2.42
44	2.43	2.60	2.22	2.45

SOURCE : AFRICA TEA BROKERS LTD.



TEA NEWS AROUND THE GLOBE



CHITTAGONG MARKET

SALE NO.27 – 07TH NOVEMBER 2022

CTC LEAF: 57,337 packages of Current Season teas on offer met with a fairly good demand.

BROKENs: A handful of well made clean Broken s on offer met with a strong demand and were generally firm but their Mediums met with fair enquiry and tended easier whilst Plain varieties witnessed less demand and were easier with quite a lot of withdrawals. BLF teas met with only a little enquiry and withdrawals were heavy in this category.

FANNINGS: A small weight of good liquoring Fannings met with a strong demand and tended dearer. Other varieties mostly declined in value in line with quality. BLF teas continued to meet with less demand and were easier with heavy withdrawals.

CTC DUST: 13,016 packages of Current Season teas on offer met with good demand. Good liquoring Dusts met with good competition and sold well at dearer rates. Their Mediums were fully firm on last. However, Plain and BLF teas were an easier market and saw heavy withdrawals. Blenders lent strong support with fair interest from the Loose tea buyers.

COMMENTS: Buyers were more selective in their buying this week, generally ignoring Plain and BLF varieties. Well made clean liquoring sorts continued to receive good support and were firm to dearer over last. Blenders were the mainstay of the market with Loose tea buyers operating selectively.

Dusts were a dearer market.

Our catalogue: (Sale 27) Avg: Tk 218.12, Sold 72.0% & (Sale 26) Avg: Tk 218.17, sold 72.7%.

Quotations – This Week – (In Taka)

Broken s	This Week	Last Week	Fannings	This week	Last Week	Dust	This week	Last Week
Large	NQTA	205-210 nom	Best	235-250	235-245 nom	PD	213-279	181-318
Medium	205-215	205-215	Good	215-225	215-225	RD	140-412	185-394
Small	210-225	210-220	Medium	205-210	205-210	D	180-390	190-390
Plain	175-185	175-185	Plain	175-185	175-185	CD	166-405	192-310
BLF	125-155	125-155	BLF	125-155	125-155	BLF	140-167	165-209

Exchange Rates 07th November, 2022 Sterling Pound: Tk. 113.3650, dollar: Tk. 100.0000

SOURCE : NATIONAL BROKERS LTD



TEA NEWS AROUND THE GLOBE



SILIGURI MARKET

SALE NO.44 – SALE OF 05TH NOVEMBER 2022

1. MARKET DESCRIPTION :

- Demand – Good.
- Prices eased, barring teas which sold below Rs.130.
- Internal trade and TCPL were active, with some support from exporters. HUL was selective.
- The dust average continues to be higher when compared to leaf.

2. TOTAL AUCTION WEIGHTED AVERAGE (₹)

	2022-23			2021-22			UPTO SALE - 44		
	SALE - 44	SALE - 43	+/-	SALE - 44	SALE - 43	+/-	2022-23	2021-22	2020-21
CTC	178.91	183.68	-4.77	192.76	178.43	14.32	187.74	184.70	233.61
DUST	182.15	187.40	-5.25	168.70	161.55	7.15	182.00	171.76	224.54
TOTAL	179.24	184.07	-4.82	190.08	176.53	13.55	187.08	183.19	232.48

SOURCE: PARCON INDIA PVT LTD

GUWAHATI MARKET

SALE NO.44 – SALE OF 05TH NOVEMBER 2022

1. Market description :

- Good demand.
- Good liquoring sorts were easier, Medium & plainer sorts sold around last and occasionally dearer with competition.
- Dust market witnessed easier trend.
- HUL/TCPL - active.
- Western India operated with active support from internal section.
- Exporters - selective on liquoring brokens.

2. TOTAL AUCTION WEIGHTED AVERAGE (₹)

	2022-23			2021-22			UPTO SALE - 44		
	SALE - 44	SALE - 43	+/-	SALE - 44	SALE - 43	+/-	2022-23	2021-22	2020-21
CTC	193.12	193.10	0.02	185.59	178.51	7.08	204.61	189.67	257.29
DUST	198.18	202.57	-4.39	184.42	173.79	10.63	204.61	185.91	265.02
TOTAL	194.55	195.65	-1.10	185.24	177.17	8.07	204.61	188.55	259.94

SOURCE: PARCON INDIA PVT LTD





TEA NEWS AROUND THE GLOBE

KOLKATA ORTHODOX / CTC MARKET

SALE NO.44 – SALE OF 04TH NOVEMBER 2022

1. Market Description :

- Strong demand.
- Clean, well made and the few tippy sorts sold well with competition and at times appreciated.
- Remainder were irregular around last with the browner, stalkier varieties also sometimes settling lower.
- Bolder whole leaf were firm to dearer.
- Secondaries continued to be readily absorbed.
- Exporters to the middle east and CIS were active. There was selective internal enquiry.

	WHOLE LEAF		BROKENS		FANNINGS
	1ST LINE	2ND LINE	LARGER	SMALLER	LEAFY
BEST	420-480+	370-400+	320-350+	310-340	250-290
GOOD	360-400	330-360	300-320	290-320	200-240
MEDIUM	310-350	300-320+	260-290	250-290	150-200

1. Market description :

- Demand- fair only.
- Levels for Assams were generally easier, more so on the higher bracket teas with fair withdrawals.
- Good/ Medium Dooars were steady whilst the plainer teas tended dearer.
- Dust followed a similar trend.
- Western Indian buyers operated with support from major blenders, local dealers & other packers. Exporters were selective.

2. TOTAL AUCTION WEIGHTED AVERAGE (₹)

	2022-23			2021-22			UPTO SALE - 44		
	SALE - 44	SALE - 43	+/-	SALE - 44	SALE - 43	+/-	2022-23	2021-22	2020-21
CTC	206.46	221.45	14.99	209.13	203.94	5.19	227.58	212.60	274.34
DUST	222.63	246.90	24.27	209.21	200.90	8.32	250.70	217.42	282.75
TOTAL	211.04	228.46	17.42	209.15	203.09	6.06	234.06	213.96	276.95

SOURCE: PARCON INDIA PVT LTD



UPCOMING AUCTION DETAILS

Auction No.	46		45	
Dates	22 nd / 23 rd November 2022		15 th / 16 th November 2022	
	No. of Lots	Qty – kg	No. of Lots	Qty – kg
Ex-Estate	539	624,501	467	538,271
Main Sale Total	8,976	4,164,957	8,417	3,817,400
High & Medium	1,333	591,415	1,173	502,694
Low Grown – Leafy	1,668	611,830	1,604	584,746
Low Grown – Semi Leafy	1,256	526,357	1,125	460,301
Low Grown Tippy	1,886	933,352	1,860	906,657
Premium / Flowery	334	53,964	311	43,804
Off Grades	2,102	1,088,917	1,988	1,010,826
Dust	397	359,122	356	308,372
Grand Total	9,515	4,789,458	8,884	4,355,671
Reprints	920	479,642	1,101	544,704
Total No. of Lots on Offer	9,515		8,884	
Total Quantity on Offer (kg)	4,789,458		4,355,671	



SCHEDULED CLOSING DATES

Auction No.	Date of Sale	Ex-Estate	Main Sale
47	29 th / 30 th November 2022	10/11/2022	10/11/2022
48	05 th / 06 th December 2022	17/11/2022	17/11/2022
49	13 th / 14 th December 2022	24/11/2022	24/11/2022

PROMPT DATES

Auction No.	Buyers	Sellers
45	22/11/2022	23/11/2022
46	29/11/2022	30/11/2022
47	06/12/2022	08/12/2022



ORDER OF SALE (SALE NO. 45 – 15TH/16TH NOVEMBER 2022)

Main Sale Order – 1 (Leafy / Semi Leafy / Tippy / Premium / 1A)	Main Sale Order – 2 (H & M / Off Grade / Dust)	Ex-Estate
JOHN KEELLS PLC	JOHN KEELLS PLC	FORBES & WALKER TEA BROKERS (PVT) LTD
LANKA COMMODITY BROKERS LTD	ASIA SIYAKA COMMODITIES PLC.	ASIA SIYAKA COMMODITIES PLC.
ASIA SIYAKA COMMODITIES PLC.	MERCANTILE PRODUCE BROKERS (PVT) LTD	JOHN KEELLS PLC
EASTERN BROKERS. LTD.	FORBES & WALKER TEA BROKERS (PVT) LTD	MERCANTILE PRODUCE BROKERS (PVT) LTD
CEYLON TEA BROKERS PLC	BARTLEET PRODUCE MARKETING (PVT) LTD	CEYLON TEA BROKERS PLC
BARTLEET PRODUCE MARKETING (PVT) LTD	LANKA COMMODITY BROKERS LTD	LANKA COMMODITY BROKERS LTD
FORBES & WALKER TEA BROKERS (PVT) LTD	CEYLON TEA BROKERS PLC	BARTLEET PRODUCE MARKETING (PVT) LTD
MERCANTILE PRODUCE BROKERS (PVT) LTD	EASTERN BROKERS. LTD.	EASTERN BROKERS. LTD.

[DB : HR / SG]



TEA SALE ARRANGEMENTS



COLOMBO TEA TRADERS' ASSOCIATION

C/o. THE CEYLON CHAMBER OF COMMERCE, P.O.Box 274, No. 50, NAVAM MAWATHA, COLOMBO 02.

Telephone: 5588849; Facsimile: 2449352; E-Mail ; hemaratne@chamber.lk

CIRCULAR NO. 38 OF 2022

NOVEMBER 08,2022

TEA SALE ARRANGEMENTS FOR 01ST QUARTER 2023 – JANUARY / FEBRUARY / MARCH

Sale No.	Date of Sale		Catalogue Closing Dates		Prompt Dates		10% Payment	E-Platform Levy Prompt Dates	
			Ex-Estate	Main Sale	Buyers	Sellers		Buyers	Sellers
JANUARY									
1	Tue/Wed	03 rd / 04 th	08/12/2022 4.30 pm		10/01/2023	11/01/2023	09/01/2023	10/01/2023	11/01/2023
2	Tue/Wed	10 th / 11 th	15/12/2022 4.30 pm		17/01/2023	18/01/2023	13/01/2023	17/01/2023	19/01/2023
3	Tue/Wed	17 th / 18 th	22/12/2022 4.30 pm		24/01/2023	25/01/2023	20/01/2023	24/01/2023	26/01/2023
4	Tue/Wed	24 th / 25 th	05/01/2023 4.30 pm		31/01/2023	01/02/2023	27/01/2023	31/01/2023	02/02/2023
5	Mon/Tue	30 th / 31 st	12/01/2023 4.30 pm		06/02/2023	07/02/2023	03/02/2023	06/02/2023	08/02/2023



TEA SALE ARRANGEMENTS – Continued,

Sale No.	Date of Sale		Catalogue Closing Dates		Prompt Dates		10% Payment	E-Platform Levy Prompt Dates	
			Ex-Estate	Main Sale	Buyers	Sellers		Buyers	Sellers
FEBRUARY									
6	Tue/Wed	07 th / 08 th	19/01/2023	4.30 pm	14/02/2023	15/02/2023	10/02/2023	14/02/2023	16/02/2023
7	Tue/Wed	14 th / 15 th	26/01/2023	4.30 pm	21/02/2023	22/02/2023	17/02/2023	21/02/2023	23/02/2023
8	Tue/Wed	21 st / 22 nd	02/02/2023	4.30 pm	28/02/2023	01/03/2023	24/02/2023	28/02/2023	02/03/2023
9	Tue/Wed	28 th Feb. / 01 st March	09/02/2023	4.30 pm	07/03/2023	08/03/2023	03/03/2023	07/03/2023	09/03/2023
MARCH									
10	Tue/Wed	07 th / 08 th	16/02/2023	4.30 pm	14/03/2023	15/03/2023	10/03/2023	14/03/2023	16/03/2023
11	Tue/Wed	14 th / 15 th	23/02/2023	4.30 pm	21/03/2023	22/03/2023	17/03/2023	21/03/2023	23/03/2023
12	Tue/Wed	21 st / 22 nd	02/03/2023	4.30 pm	28/03/2023	29/03/2023	24/03/2023	28/03/2023	30/03/2023
13	Tue/Wed	28 th / 29 th	09/03/2023	4.30 pm	04/04/2023	06/04/2023	31/03/2023	04/04/2023	10/04/2023





TEA SALE ARRANGEMENTS – Continued,

HOLIDAYS FOR 01 ST QUARTER OF 2023		
JANUARY		
06 th	Friday	Duruthu Full Moon Poya Day
15 th	Sunday	Tamil Thai Pongal Day
16 th	Monday	Additional holiday in lieu of Tamil Thai Pongal Day falling on Sunday
FEBRUARY		
03 rd	Friday	Additional half holiday in lieu of Independence Day falling on Saturday
04 th	Saturday	National Day
05 th	Sunday	Nawam Full Moon Poya Day
18 th	Saturday	Mahasivarathri Day
MARCH		
06 th	Monday	Medin Full Moon Poya Day

**THE OFFICE OF THE CTTA
THE COLOMBO TEA TRADERS' ASSOCIATION**





“ Every day may not be good.....
But there's something good in every day.
– *Alice Morse Earle* ”