



# TEA MARKET REPORT

## JOHN KEELLS PLC

**SALE NO.45 – 15<sup>TH</sup> / 16<sup>TH</sup> NOVEMBER 2022**

# ORDER OF SALE (SALE NO. 45 – 15<sup>TH</sup>/16<sup>TH</sup> NOVEMBER 2022)

Main Sale Order – 1 (Leafy / Semi Leafy / Tippy / Premium / 1A)	Main Sale Order – 2 (H & M / Off Grade / Dust)	Ex-Estate
JOHN KEELLS PLC	JOHN KEELLS PLC	FORBES & WALKER TEA BROKERS (PVT) LTD
LANKA COMMODITY BROKERS LTD	ASIA SIYAKA COMMODITIES PLC.	ASIA SIYAKA COMMODITIES PLC.
ASIA SIYAKA COMMODITIES PLC.	MERCANTILE PRODUCE BROKERS (PVT) LTD	JOHN KEELLS PLC
EASTERN BROKERS. LTD.	FORBES & WALKER TEA BROKERS (PVT) LTD	MERCANTILE PRODUCE BROKERS (PVT) LTD
CEYLON TEA BROKERS PLC	BARTLEET PRODUCE MARKETING (PVT) LTD	CEYLON TEA BROKERS PLC
BARTLEET PRODUCE MARKETING (PVT) LTD	LANKA COMMODITY BROKERS LTD	LANKA COMMODITY BROKERS LTD
FORBES & WALKER TEA BROKERS (PVT) LTD	CEYLON TEA BROKERS PLC	BARTLEET PRODUCE MARKETING (PVT) LTD
MERCANTILE PRODUCE BROKERS (PVT) LTD	EASTERN BROKERS. LTD.	EASTERN BROKERS. LTD.



## AUCTION DETAILS

Auction No.	45	
Dates	15 <sup>th</sup> / 16 <sup>th</sup> November 2022	
	No. of Lots	Qty – kg
Ex Estate	467	538,271
Main Sale Total	8,417	3,817,400
High & Medium	1,173	502,694
Low Grown - Leafy	1,604	584,746
Low Grown - Semi Leafy	1,125	460,301
Low Grown Tippy	1,860	906,657
Premium / Flowery	311	43,804
Off Grades	1,988	1,010,826
Dust	356	308,372
Grand Total	8,884	4,355,671
Reprints	1,101	544,704
Total No. of Lots Offered	8,884	
Total Quantity Offered (kg)	4,355,671	

## PROMPT DATES

Auction No.	Buyers	Sellers
45	22/11/2022	23/11/2022



# COMMENTS

Sri Lanka Tea Exports for the month of October 2022 was recorded at 19Mkg which is a decline of 22% when compared with the same period of the previous year. The average unit FOB value per kg. was Rs.1,172.45 above the average unit value per kg of 2021. The cumulative Export quantity for the year recorded a negative variance of 24.3Mkg against the corresponding period. The cumulative average FOB value recorded an increase of Rs.656.11 against last year's average FOB price. As a result, the value of Tea Exports for the period (January- October) in 2022 recorded a positive variance of Rs.116.3 billion over the previous year. Iraq emerged as the leading importer of Sri Lanka Tea and the other major importers were Russia, U.A.E, Turkey and Iran.

The 0.53Mkg of Ex estate teas on offer met with fair demand. Select Best Western High Grown BOPs were mostly firm on last levels, the below best and plainer varieties were marginally dearer. Select Best Western High Grown BOPFs were firm to a little dearer at times following quality and special inquiry, however the below best and plainer varieties held firm. Nuwara Eliya BOPs were barely steady, there were hardly any BOPFs on offer. Uda Pussellawa BOPs were irregularly lower following quality, the BOPFs too were irregular. UVA BOPs/ BOPFs were firm on last levels. Low grown CTC BP1s were irregular, the High and Medium sorts too were barely steady. Low Grown CTC PF1s were firm to a little easier the High and medium sorts were irregular following quality.

The 1.9Mkg of Low Grown teas which were on offer met with good demand. In the Leafy segment, OPs were firm, OPAs appreciated a few rupees. Select best and best OP1s were dearer, others too followed a similar trend. In the Semi Leafy segment, BOP1s were dearer. Pekoe varieties were firm, Pekoe1s gained as the sale progressed. In the Small Leaf segment, FBOPs appreciated compared to last levels. FBOPF varieties continued to show improved interest. FBOPF1s were dearer. BOPF.SP, BOPF, BOP.SP and BOPs too met with good demand. Premium Flowery teas met with improved demand.

Turkey, Russia, Iran and the C.I.S countries lent fair support. Libya and Iraq were active.







## MARKET DESCRIPTION

### Western Teas

Select best BOPs were firm, a few invoices gained Rs.50/- to Rs.100/- at times, below best and plainer varieties too remained at last levels. Select best BOPFs were fully firm to Rs.50/- to Rs.100/- dearer following special inquiry, the below best and plainer sorts held firm at last levels. Medium BOPs were irregular, the BOPFs were mostly firm.

### Nuwara Eliya Teas

BOPs were firm, there were hardly any BOPFs on offer.

### Uva Teas

Uva BOP/BOPFs were firm on last levels. Uda Pussellawa BOPs were irregularly lower following qualify, the BOPFs were firm to a little irregular at times.

### CTC Teas

Low Grown BP1s were tending irregular, the High and Medium sorts were barely steady. Low Grown PF1s too were firm, the High and Medium sorts were irregular following quality.

## QUOTATIONS

	BOP – RS.	BOPF – RS.
Good Westerns	1650 – 2000	1650 – 1750
Average Westerns	1500 – 1600	1500 – 1600
Plainer Westerns	1420 – 1480	1280 – 1480
Western Mediums	1000 – 2250	920 – 960
Uva Teas	1360 – 1650	1160 – 1550
Nuwara Eliya Teas	1500	NQ
Uda Pussellawa Teas	1080 – 1550	1160 – 1550
CTC (BP1 and PF1)	760 – 1420	730 – 2200





# MARKET DESCRIPTION

## Low Grown

Select best OP1s had good demand, bolder types too were mostly dearer, stalky secondaries appreciated irregularly. Well-made OPs were firm, others too gained on quality. Well-made OPAs were firm to dearer by Rs.50/- to Rs.100/-, below best types maintained last levels. In the Semi Leafy segment, well-made BOP1s were mostly dearer, bolder types too gained irregularly. Select best and best Pekoes were firm to dearer, reducers too met with fair demand. Shotty Pekoe1s were firm to dearer, secondaries too gained irregularly.

Select best and best BOPs were dearer by Rs.20/- to Rs.30/-, below best types were firm, secondary types were dearer by Rs.20/- to Rs.30/-. BOP.SP.s and BOPF.SP.s met with improved demand. BOPFs followed a similar trend. Select best and best FBOPF1s were dearer by Rs.50/- to Rs.70/-, best and below best FBOPF1s too were dearer by Rs.20/- to Rs.30/- and more following quality, secondaries were firm. Well-made FBOPs in the select best category were dearer by Rs.20/- to Rs.40/-, best and below best types were firm, secondaries too were firm. FBOPF varieties met with improved demand. All Premium Flowery teas were dearer by Rs.50/- to Rs.100/- with very good demand.

## Off Grades

Select best and best FGS1s were easier by Rs.10/- to Rs.20/-, below best and poorer types were firm. Select best and best BMs were dearer by Rs.20/- to Rs.40/-, below best and poorer types were firm. Select best and best BPs were dearer by Rs.40/- to Rs.60/-, below best and poorer types were firm. Select best and best BOP1AS were dearer by Rs.40/- to Rs.60/- and more at times. below best and poorer sorts maintained last levels.

## Dust

Select best and best Dust1s sold at firm levels, below best and poorer sorts sold at firm by Rs.5/-. High and Medium CTCs maintained at last levels. Low Grown CTCs were firm to dearer by Rs.5/- to Rs.10/-. Low Grown Dust/Dust1s were dearer by Rs.10/-.



# QUOTATIONS

	Select Best	Best	Below Best	Others
<b>LIQUORING</b>				
DUST-1	1550.00 - 1750.00	1450.00 - 1540.00	1350.00 - 1440.00	1200.00 - 1340.00
<b>OFF GRADES</b>				
FGS1	1380.00 - 1460.00	1300.00 - 1360.00	900.00 - 1290.00	530.00 - 890.00
FGS	880.00 - 960.00	780.00 - 870.00	640.00 - 770.00	420.00 - 630.00
<b>LOW GROWNS</b>				
FBOPF / FFSP / FFEXSP	4000.00 - 10500.00	3000.00 - 3800.00	2000.00 - 2800.00	1000.00 - 1900.00
BOP	2100.00 - 2600.00	1500.00 - 2000.00	1100.00 - 1400.00	850.00 - 1050.00
BOPSP	2000.00 - 2350.00	1500.00 - 1900.00	1100.00 - 1400.00	850.00 - 1050.00
BOPF	1800.00 - 2500.00	1300.00 - 1700.00	900.00 - 1200.00	700.00 - 820.00
FBOPF1	2100.00 - 2750.00	1700.00 - 2050.00	1400.00 - 1600.00	800.00 - 1350.00
FBOP	2200.00 - 2850.00	1700.00 - 2150.00	1400.00 - 1700.00	900.00 - 1200.00
BOP1	2350.00 - 2800.00	1950.00 - 2200.00	1700.00 - 1900.00	1400.00 - 1650.00
OP1	2300.00 - 3000.00	1950.00 - 2200.00	1700.00 - 1900.00	1100.00 - 1400.00
OP	1750.00 - 2250.00	1600.00 - 1700.00	1500.00 - 1600.00	1050.00 - 1350.00
OPA	1800.00 - 2350.00	1600.00 - 1750.00	1350.00 - 1500.00	800.00 - 1100.00
PEKOE	1900.00 - 2600.00	1700.00 - 1850.00	1450.00 - 1650.00	1000.00 - 1250.00
PEKOE1	2200.00 - 2550.00	1850.00 - 2100.00	1600.00 - 1800.00	1000.00 - 1400.00
DUST / DUST1	900.00 - 1350.00	800.00 - 880.00	700.00 - 790.00	600.00 - 690.00

- **Top Prices**
- **Colombo Auction Averages**
- **All Brokers Private Sale Figures**





# TOP PRICES (SALE NO. 45 – 15<sup>TH</sup> / 16<sup>TH</sup> NOVEMBER 2022)



WESTERN HIGH			
BOP		Somerset	2000.00
BOPSP		Bambrakelly	1850.00
BOPF/BOPFSP		Bridwell	1750.00
		Somerset	1750.00
FBOP/FBOP1	*	<b>St Andrews</b>	<b>1900.00</b>
		Inverness	1900.00
FBOPF/FBOPF1	*	<b>Inverness</b>	<b>1900.00</b>
		Bambrakelly	1900.00
BOP1	*	<b>Inverness</b>	<b>2200.00</b>
OP/OPA	*	<b>St Andrews</b>	<b>1600.00</b>
OP1		Inverness	2500.00
PEKOE/PEKOE1		Craig Hill	2100.00

UVA HIGH			
BOP	*	<b>Uvakellie</b>	<b>1650.00</b>
		Bandaraeliya	1650.00
BOPSP		Ranaya	1900.00
BOPF/BOPFSP		Bandaraeliya	1550.00
		Bandaraeliya	1550.00
FBOP/FBOP1		Gonamotawa	1950.00
FBOPF/FBOPF1		Ranaya	1900.00
		Glenanore	1900.00
BOP1	*	<b>Uva Highlands</b>	<b>2200.00</b>
OP/OPA		Craig	1600.00
OP1		Oodoowerre	2500.00
PEKOE/PEKOE1		Ranaya	2050.00
		Gonamotawa	2050.00

NUWARA ELIYA			
BOP		Court Lodge	1550.00
BOPSP		-	
BOPF/BOPFSP		-	
FBOP/FBOP1		Court Lodge	2050.00
OP/OPA	*	<b>Kenmare</b>	<b>1180.00</b>
PEKOE/PEKOE1		Court Lodge	1700.00

WESTERN MEDIUM			
BOP	*	<b>Nayapane</b>	<b>2250.00</b>
BOPSP		Craighead	2000.00
BOPF/BOPFSP		Craighead	1800.00
		Doombagastalawa	1800.00
FBOP/FBOP1		Doombagastalawa	3100.00
FBOPF/FBOPF1		Doombagastalawa	2150.00
		Dartry Valley	2150.00
BOP1		Dartry Valley	2750.00
OP/OPA		Greenwood	1700.00
OP1	*	<b>Kenilworth</b>	<b>2650.00</b>
PEKOE/PEKOE1		Dartry Valley	2350.00

UVA MEDIUM			
BOP		Dickwella	1950.00
BOPSP	*	<b>Sarnia Plaiderie</b>	<b>1850.00</b>
BOPF/BOPFSP		Dickwella	1900.00
FBOP/FBOP1		Glen Alpin	2150.00
FBOPF/FBOPF1		Roseland Uva	2000.00
BOP1		Demodera 'S'	2950.00
OP/OPA		Wewesse	1600.00
		Dickwella	1600.00
		Uva Samovar	1600.00
		High Spring	1600.00
OP1		Aruna Passara	1850.00
PEKOE/PEKOE1		Aruna Passara	2200.00

CTC LOW			
PF1	*	<b>Hingalgoda CTC</b>	<b>2200.00</b>
BP1	**	<b>Ceciliyan CTC</b>	<b>1200.00</b>
BPS		Lantern Hill CTC	940.00
OF	-	-	-

UDA PUSSELLAWA			
BOP		Kirklees	1500.00
BOPSP		Alma	1850.00
BOPF/BOPFSP		Luckyland	1550.00
		Kirklees	1550.00
FBOP/FBOP1		Alma	1800.00
FBOPF/FBOPF1		Blairlomond	1850.00
BOP1		-	
OP/OPA		Gordon	1550.00
OP1		Alma	1800.00
PEKOE/PEKOE1		Alma	2100.00

CTC HIGH			
PF1	*	<b>Dunsinane CTC</b>	<b>1440.00</b>
BP1		-	
BPS		-	
OF		-	

CTC MEDIUM			
PF1		New Peacock CTC	1460.00
BP1	*	<b>Delta CTC</b>	<b>1420.00</b>
BPS		Donside CTC	1000.00
OF	-	-	-



# TOP PRICES (SALE NO. 45 – 15<sup>TH</sup> / 16<sup>TH</sup> NOVEMBER 2022)



LOW			
BOP		Mahaliyadda	2600.00
BOPSP		Kdu Super	2350.00
		Suduwelipothahena Super	2250.00
	*	<b>Ceciliyan</b>	<b>2200.00</b>
BOPF		Hidellana	2500.00
BOPFSP		Golden Garden	2250.00
FBOP		Sithaka	2850.00
FBOP1		New J.S.P	2650.00
FBOPF		Bulathsinghala Tea	2900.00
FBOPF1	*	<b>Hiniduma Smallholders</b>	<b>2750.00</b>
	*	<b>Sineth</b>	<b>2600.00</b>
BOP1		Wathurawila	2800.00
	*	<b>Ceciliyan</b>	<b>2750.00</b>
OP1		Lumbini	3000.00
		Pothotuwa	3000.00
OP		Liyonta	2250.00
		Nilrich	2250.00
OPA		A C U Super	2350.00
		Lions	2350.00
PEKOE		Lumbini	2600.00
		Liyonta	2600.00
PEKOE1		Magedara	2550.00

PREMIUM			
FBOPFSP		Brombil	9000.00
FBOPFEXSP		Garden Leaf	10500.00
FBOPFEXSP1		Brombil	8200.00

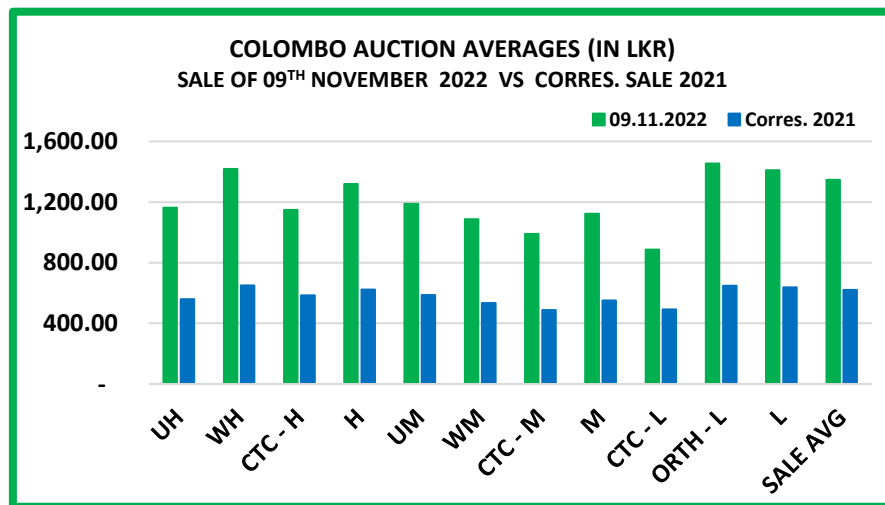
DUST			
DUST1	*	<b>Gouravilla</b>	<b>1750.00</b>
		St.Coombs	1750.00
P.DUST	*	<b>Ceciliyan CTC</b>	<b>1700.00</b>

OFF GRADES			
FNGS/FNGS1		Moray	1460.00
PFNGS		Ross Feld CTC	890.00
BM		Gunawardena	1700.00
BP		Hidellana	2400.00
BOP1A		Chandrika Estate	1800.00

**\*\* MORE THAN ONE TOP PRICE OBTAINED**  
**\* TEAS SOLD BY JOHN KEELLS PLC**  
**+ ALL TIME RECORD PRICE**  
**++ ALL TIME RECORD PRICE EQUALED**

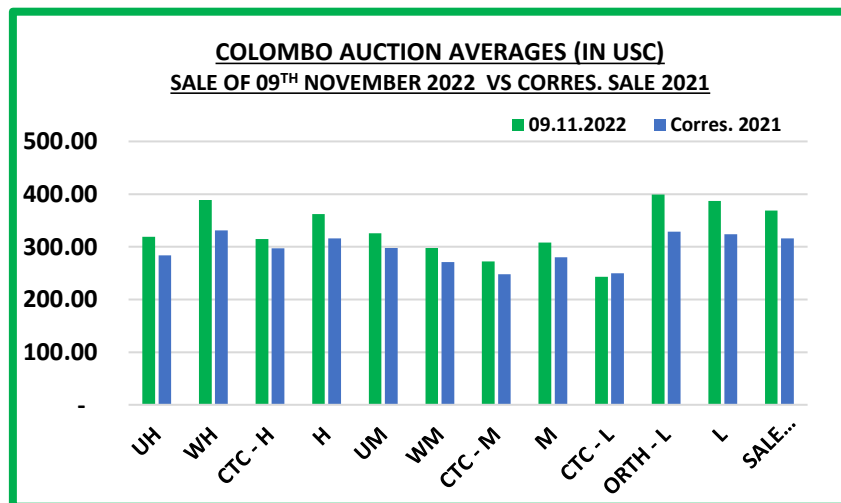


# COLOMBO AUCTION AVERAGES



	Sale of 02/11/2022 In LKR	Sale of 09/11/2022 In LKR	Corres. 2021 In LKR
Uva High Grown	1211.69	1163.22	558.83
Western High Grown	1466.20	1418.46	651.07
CTC High Grown	1168.99	1149.63	583.97
<b>Summary of High Grown</b>	<b>1366.32</b>	<b>1320.66</b>	<b>622.41</b>
Uva Medium Grown	1177.83	1187.75	586.15
Western Medium Grown	1094.05	1087.37	533.63
CTC Medium Grown	1061.48	989.68	488.01
<b>Summary of Medium Grown</b>	<b>1124.03</b>	<b>1123.27</b>	<b>550.56</b>
CTC Low Grown	1015.61	886.10	492.26
Orthodox Low Grown	1435.46	1454.56	648.29
<b>Summary of Low Grown</b>	<b>1408.85</b>	<b>1411.32</b>	<b>638.41</b>
<b>TOTAL SALE AVERAGE</b>	<b>1354.89</b>	<b>1346.02</b>	<b>620.90</b>

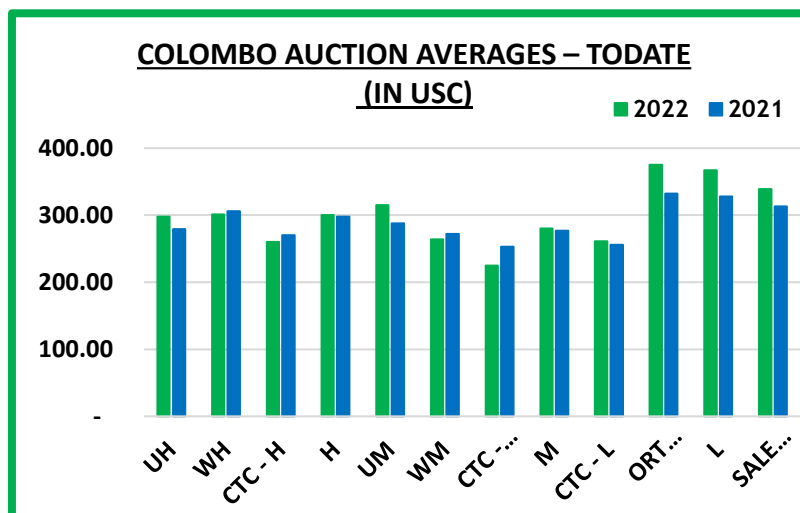
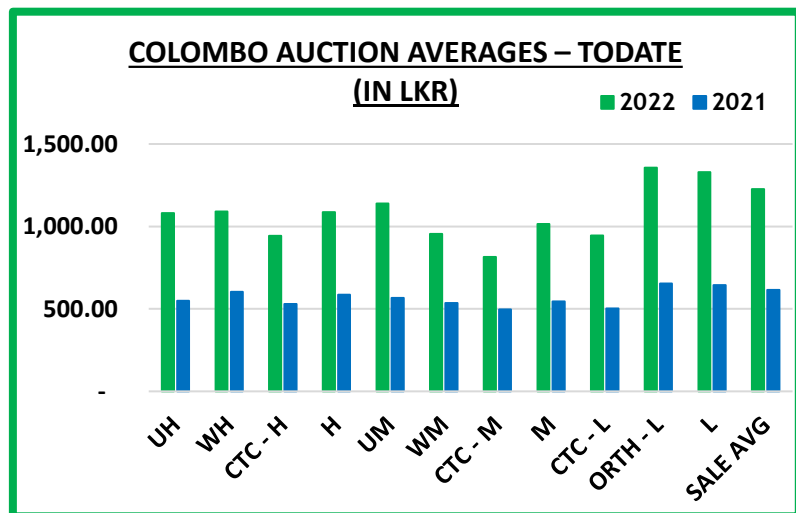
# COLOMBO AUCTION AVERAGES



	Sale of 02/11/2022 In USC	Sale of 09/11/2022 In USC	Corres. 2021 In USC
Uva High Grown	332	319	284
Western High Grown	402	389	331
CTC High Grown	321	315	297
<b>Summary of High Grown</b>	<b>375</b>	<b>362</b>	<b>316</b>
Uva Medium Grown	323	326	298
Western Medium Grown	300	298	271
CTC Medium Grown	291	272	248
<b>Summary of Medium Grown</b>	<b>308</b>	<b>308</b>	<b>280</b>
CTC Low Grown	279	243	250
Orthodox Low Grown	394	399	329
<b>Summary of Low Grown</b>	<b>387</b>	<b>387</b>	<b>324</b>
<b>TOTAL SALE AVERAGE</b>	<b>372</b>	<b>369</b>	<b>316</b>



# COLOMBO AUCTION AVERAGES



January to Date (Sale No.44)	2022 LKR	2021 LKR	2022 USC	2021 USC
Uva High Grown	1080.72	548.34	298	279
Western High Grown	1090.07	602.87	301	306
CTC High Grown	942.20	530.80	260	270
<b>Summary of High Grown</b>	<b>1086.85</b>	<b>585.91</b>	<b>300</b>	<b>298</b>
Uva Medium Grown	1139.62	566.20	315	288
Western Medium Grown	955.24	534.99	264	272
CTC Medium Grown	815.25	497.54	225	253
<b>Summary of Medium Grown</b>	<b>1014.79</b>	<b>544.66</b>	<b>280</b>	<b>277</b>
CTC Low Grown	945.32	503.23	261	256
Orthodox Low Grown	1356.80	653.56	375	332
<b>Summary of Low Grown</b>	<b>1328.54</b>	<b>645.23</b>	<b>367</b>	<b>328</b>
<b>TOTAL SALE AVERAGE</b>	<b>1226.20</b>	<b>615.78</b>	<b>339</b>	<b>313</b>





# COLOMBO AUCTION AVERAGES

FROM 01 <sup>ST</sup> TO 09 <sup>TH</sup> NOVEMBER 2022	LKR
Uva High Grown	1187.77
Western High Grown	1449.93
<b>Summary of High Grown</b>	<b>1347.40</b>
Uva Medium Grown	1182.73
Western Medium Grown	1085.62
<b>Summary of Medium Grown</b>	<b>1119.93</b>
<b>Summary of Low Grown</b>	<b>1401.30</b>
<b>TOTAL SALE AVERAGE</b>	<b>1344.63</b>



# ALL BROKERS PRIVATE SALE FIGURES (FOR THE PERIOD – 07<sup>TH</sup> TO 12<sup>TH</sup> NOVEMBER 2022)

	WEEKLY	TODATE
High & Medium	32,802.50	1,809,194.10
Low	4,668.00	325,414.95
Green Tea	40,368.00	1,269,759.30
Organic Tea	9,727.00	417,019.43
BMF	83,718.00	5,420,968.00
Direct Sales	-	-
Forward Contract	45,350.00	1,664,840.00





- **Crop and Weather**
- **Crop Figures**
- **Export Figures**
- **Tea News**
- **Tea Sale Arrangements**

## CROP AND WEATHER - FOR THE PERIOD OF – 07<sup>TH</sup> TO 13<sup>TH</sup> NOVEMBER 2022



### **Western**

Rainy weather conditions were reported throughout the week in Dickoya, Agarapatana and Bogowantalawa.



### **Nuwara Eliya**

Nuwara Eliya and Kandapola districts experienced heavy rainfall throughout the week.



### **Uva**

Dull mornings with evening showers were experienced throughout the day in Lunugala, Badulla and Haputale.



### **Low Grown**

Rainfall was recorded throughout the week in Deniyaya, Rathnapura and Galle districts.



### **Crop**

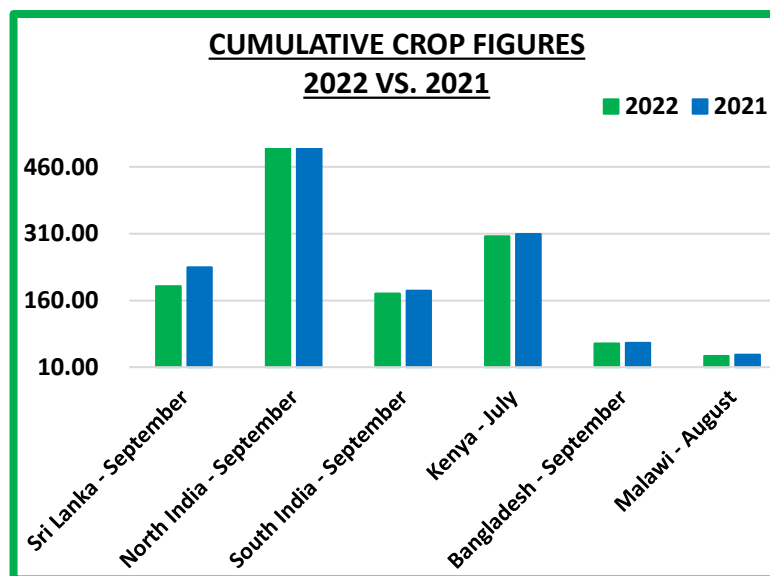
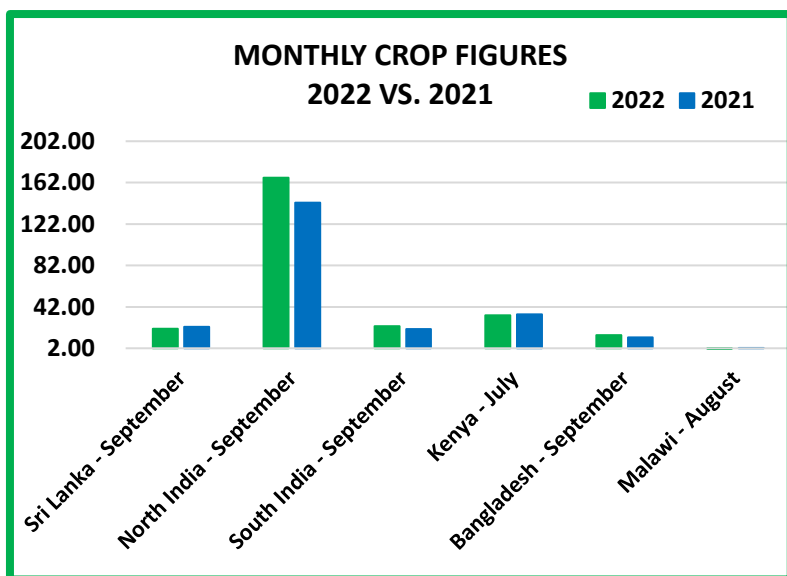
Crop intakes are moderate.



# CROP FIGURES OF MAJOR PRODUCING & EXPORTING COUNTRIES

Country	Month	2022	2021	Cumulative + Inc. / Dec.	Cumulative	2022	2021	Cumulative + Inc. / Dec.
Sri Lanka	September	20.96	22.75	- 1.79	Upto September	192.37	234.72	- 42.35
North India	September	166.75(E)	142.56	+ 24.19	Upto September	808.91(E)	781.47	+ 24.44
South India	September	23.28(E)	20.61	+ 2.67	Upto September	175.76(E)	181.90	- 6.14
Kenya	July	33.85	34.73	+ 0.88	Upto July	304.21	308.80	- 4.59
Bangladesh	September	14.74	12.61	+ 2.03	Upto September	63.83	64.76	- 0.93
Malawi	August	1.99	2.09	- 0.10	Upto August	35.70	38.40	- 2.70

(E) - Estimated





# SRI LANKA TEA EXPORTS



DESCRIPTION	QTY (KG)	VALUE (RS)	APPROX.AV.UNIT FOB VALUE PER KG.RS/CTS
<b>OCTOBER 2022</b>			
Instant Tea	302,679.28	926,391,122.00	3,060.64
Tea in Packets	7,926,079.14	15,338,888,620.00	1,935.24
Green Tea	402,941.41	1,682,804,343.00	4,176.30
Tea in Bags	1,743,063.76	5,791,585,980.00	3,322.65
Tea in Bulk	8,627,349.30	15,736,365,591.00	1,824.01
<b>Total</b>	<b>19,002,112.89</b>	<b>39,476,035,656.00</b>	<b>2,077.46</b>
<b>OCTOBER 2021</b>			
Instant Tea	274,788.02	473,951,428.00	1,724.79
Tea in Packets	11,445,329.39	9,531,950,212.00	832.82
Green Tea	413,763.51	936,008,965.00	2,262.18
Tea in Bags	1,905,829.26	3,201,423,657.00	1,679.81
Tea in Bulk	10,298,624.72	7,883,035,926.00	765.45
<b>Total</b>	<b>24,338,334.90</b>	<b>22,026,370,188.00</b>	<b>905.01</b>
<b>JANUARY / OCTOBER 2022</b>			
Instant Tea	2,446,606.93	6,180,651,938.00	2,526.21
Tea in Packets	94,463,024.76	137,254,333,288.00	1,453.00
Green Tea	3,609,940.74	13,601,395,452.00	3,767.76
Tea in Bags	18,266,514.62	48,057,878,243.00	2,630.93
Tea in Bulk	92,823,942.98	128,630,375,832.00	1,385.75
<b>Total</b>	<b>211,610,030.03</b>	<b>333,724,634,753.00</b>	<b>1,577.07</b>
<b>JANUARY / OCTOBER 2021</b>			
Instant Tea	2,481,064.26	4,351,763,113.00	1,753.99
Tea in Packets	104,871,232.44	90,687,874,904.00	864.75
Green Tea	3,793,020.91	8,515,595,320.00	2,245.07
Tea in Bags	20,044,586.18	32,017,219,690.00	1,597.30
Tea in Bulk	104,787,772.55	81,752,750,754.00	780.17
<b>Total</b>	<b>235,977,676.34</b>	<b>217,325,203,781.00</b>	<b>920.96</b>





# MAJOR IMPORTERS OF SRI LANKA TEA

## JANUARY / OCTOBER 2022

COUNTRY	BULK TEA	PACKETED TEA	TEA BAG	INSTANT TEA	GREEN TEA	TOTAL 2022	TOTAL 2021
IRAQ	5,063,258.00	33,080,416.44	225,901.28	-	33,757.80	38,403,333.52	32,995,847.74
RUSSIA	16,678,970.50	3,142,222.53	458,734.67	439.38	379,769.18	20,660,136.26	22,688,890.38
U.A.E.	11,478,224.27	6,372,708.34	192,535.68	847.96	274,133.59	18,318,449.84	19,061,140.12
TURKEY	2,534,952.00	9,080,028.27	102,737.14	-	14,492.94	11,732,210.35	26,127,637.27
IRAN	5,468,918.00	5,447,969.28	134,214.37	-	19,249.20	11,070,350.85	12,930,288.28
AZERBAIJAIN	9,708,363.00	445,435.08	3,454.35	-	6,478.70	10,163,731.13	9,041,042.10
LIBYA	-	9,492,412.30	20,621.34	-	398,205.20	9,911,238.84	10,013,625.90
CHINA	7,839,214.95	1,413,242.57	171,366.01	72,111.10	53,601.91	9,549,536.54	11,755,282.76
CHILE	4,969,570.00	208,517.40	693,846.75	420.02	59,662.01	5,932,016.18	7,043,977.04
GERMANY	3,759,973.00	1,788,096.98	185,407.62	33,600.00	78,565.39	5,845,642.99	5,423,350.25



# TEA NEWS AROUND THE GLOBE

## MOMBASA MARKET

SALE NO. 46 – SALE OF 14<sup>TH</sup>, 15<sup>TH</sup> & 16<sup>TH</sup> NOVEMBER 2022

Fairly good general demand for the 211,155 packages (14,214,109.00 kilos) in the market; 33.45% were neglected.

### OFFERINGS

Leaf Grades	-	120,859 packages (7,969,747.00 kilos) – 36.57% unsold.
Dust Grades	-	69,839 packages (5,197,522.00 kilos) – 33.45% unsold.
Secondary Grades	-	20,457 packages (1,046,840.00 kilos) – 15.01% unsold.

### MARKETS

**Kazakhstan, other CIS states and Sudan** lent improved but selective support with **Pakistan Packers, Bazaar** and **Afghanistan** maintaining useful activity but at lower levels. **Egyptian Packers, UK, Yemen and other Middle Eastern countries** reduced interest while **Iran** showed more enquiry. **Russia** were less active while **Local Packers** were outbid. **Somalia** maintained activity at the lower end of the market.

### LEAF GRADES (M2)

#### BP1:

**Best** – Reduced competition at firm to USC48 below previous prices but a few select invoices appreciated by up to USC98.

**Brighter** – Were mostly easier by up to USC28; the lower end however advanced by up to USC15.

**Mediums** – KTDA mediums saw improved interest at firm to USC20 dearer with plantation mediums irregular varying between steady to USC41 dearer to easier by up to USC30.

**Lower Mediums** – Irregular ranging between firm to USC16 dearer to easier by up to USC18.

**Plainer** – Improved interest with most lines advancing by up to USC23 while others eased by up to USC10.

#### PF1:

**Best** – Irregularly easier by up to USC39.

**Brighter** – Firm to easier by up to USC12.

**Mediums** – KTDA mediums were steady to USC13 below last levels while plantation mediums shed up to USC28.

**Lower Mediums** – Were irregular varying between firm to USC8 dearer to easier by up to USC17.

**Plainer** – Ranged between steady to USC22 dearer to easier by up to USC13 with a few invoices losing USC28 and USC43.

### DUST GRADES (M1)

**Best** – Lost up to USC41.

**Brighter** – Were firm to easier by up to USC12.

**Mediums** – KTDA mediums were mostly steady at price limits with select lines dearer by up to USC6 and some teas shed up to USC20 while plantation mediums were easier by up to USC8.

**Lower Medium** – Eased by up to USC24 .

**Plainer** – Firm to USC16 below last prices.



# TEA NEWS AROUND THE GLOBE



## MOMBASA MARKET – Continued ;

### DUST1:

**Best** – Irregularly easier by up to USC80.

**Brighter** – Were discounted by up to USC65.

**Mediums** – KTDA mediums were firm to USC12 easier while plantation mediums shed up to USC28.

**Lower Medium** – Eased by up to USC30.

**Plainer** – Lost up to USC20 but a few lines advanced by up to USC5.

### SECONDARY GRADES (\$1)

In the Secondary Catalogues, best **BPs** were barely steady while others were firm with **PFs** irregular. Clean well sorted coloury **Fannings** tended easier while **similar DUSTs** were steady. **Other Fannings** lost value with **DUSTs** firm. **BMFs** were well absorbed.

QUOTATIONS	BROKENS	FANNINGS
Best	280 – 492	290 – 316
Good	270 – 298	289 – 302
Good Medium	260 – 290	283 – 296
Medium (KTDA)	250 – 282	244 – 272
Medium (Plantations)	208 – 302	218 – 251
Lower Medium	143 – 240	150 – 226
Plainer	106 – 220	132 – 199

AUCTION	KENYA 2021 \$	KENYA 2022 \$	TOTAL 2021 \$	TOTAL 2022 \$
43	2.43	2.55	2.25	2.42
44	2.43	2.60	2.22	2.45
45	2.39	2.56	2.21	2.44

SOURCE : AFRICA TEA BROKERS LTD.



# TEA NEWS AROUND THE GLOBE



## CHITTAGONG MARKET

SALE NO.28 – 14<sup>TH</sup> NOVEMBER 2022

**CTC LEAF:** 61,518 packages of Current Season teas on offer met with a strong demand.

**BROKEN:** The best and the selective good Broken were strongly competed for and were dearer often by upto Tk.5/- to Tk.10/-. Medium categories also met with a fairly good demand and were about steady. Plain types saw fair demand but generally eased a little with a few withdrawals. BLF teas once again met with a limited interest and a fair weight of tea was withdrawn.

**FANNINGS:** Good liquoring invoices met with a strong demand and were often dearer by upto Tk.10/- and more. The Medium types met with fair interest and were about steady to a touch dearer. Plain teas met with fair interest but generally eased with some withdrawals. BLF teas met with limited demand with heavy withdrawals.

**CTC DUST:** 12,733 packages of Current Season teas on offer met with good demand. Good liquoring Dusts were an easier market and sold at a drop of Tk.10/- closely following quality. Mediums met with a good demand and sold well at slightly dearer rates. Plain and BLF Dusts once again met with less demand and saw heavy withdrawals. Blenders lent strong support with fair interest from the Loose tea buyers.

**COMMENTS:** The sale opened on a strong note which continued throughout. The bright liquoring teas were the strongest feature whilst others also sold well in line with quality. Blenders as well as Loose tea buyers were more active this week.

Dusts sold well.

**Our catalogue: (Sale 28) Avg: Tk 222.43, Sold 71.8% & (Sale 27) Avg: Tk 218.14, sold 72.1%.**

### Quotations – This Week – (In Taka)

Broken	This Week	Last Week	Fannings	This week	Last Week	Dust	This week	Last Week
Large	215-225 nom	NQTA	Best	235-255	235-250	PD	195-280	213-279
Medium	210-220	205-215	Good	220-230	215-225	RD	170-385	140-412
Small	210-225	210-225	Medium	205-210	205-210	D	155-285	180-390
Plain	180-190	175-185	Plain	180-190	175-185	CD	150-315	166-405
BLF	125-145	125-155	BLF	125-145	125-155	BLF	155-170	140-167

Exchange Rates 14<sup>th</sup> November, 2022 Sterling Pound: Tk. 117.8650, dollar: Tk. 100.0000

SOURCE : NATIONAL BROKERS LTD





# TEA NEWS AROUND THE GLOBE



## SILIGURI MARKET

SALE NO.45 – SALE OF 12<sup>TH</sup> NOVEMBER 2022

### 1. MARKET DESCRIPTION :

- Demand – fair.
- Levels eased.
- Internal trade operated, with fair support from TCPL & HUL. Exporters were selective.
- The dust average continues to be higher than that of the leaf section for the sale.

### 2. TOTAL AUCTION WEIGHTED AVERAGE ( ₹ )

	2022-23			2021-22			UPTO SALE - 45		
	SALE - 45	SALE - 44	+/-	SALE - 45	SALE - 44	+/-	2022-23	2021-22	2020-21
CTC	172.46	178.91	-6.45	188.32	192.76	-4.44	187.03	184.94	231.44
DUST	177.92	182.15	-4.23	173.42	168.70	4.72	181.85	171.85	222.32
TOTAL	172.97	179.24	-6.27	186.84	190.08	-3.24	186.44	183.43	230.30

SOURCE: PARCON INDIA PVT LTD

## GUWAHATI MARKET

SALE NO.45 – SALE OF 11<sup>TH</sup> NOVEMBER 2022

### 1. Market description :

- Good demand at easier levels.
- Best/good & better medium sorts sold easier in line with quality.
- Medium & plainer sorts sold around last levels and at times appreciated with competition.
- Dust market followed a similar trend. The medium dust category was firm to dearer with competition.
- Major blenders operated with good support from internal section.
- Western India buyers operated at lower levels in line with quality. Some export enquiry seen at lower levels for bolder broken & Fannings.

### 2. TOTAL AUCTION WEIGHTED AVERAGE ( ₹ )

	2022-23			2021-22			UPTO SALE - 45		
	SALE - 45	SALE - 44	+/-	SALE - 45	SALE - 44	+/-	2022-23	2021-22	2020-21
CTC	186.73	193.12	-6.39	186.68	185.59	1.09	203.65	189.50	253.36
DUST	192.88	198.18	-5.30	177.63	184.42	-6.79	204.04	185.50	261.83
TOTAL	188.31	194.55	-6.24	184.29	185.24	-0.95	203.76	188.31	256.23

SOURCE: PARCON INDIA PVT LTD





# TEA NEWS AROUND THE GLOBE

## KOLKATA ORTHODOX / CTC MARKET

SALE NO.45 – SALE OF 11<sup>TH</sup> NOVEMBER 2022

### 1. Market Description :

- Strong demand.
- Clean, well made whole leaf and broken were fully firm.
- The few tippy sorts sold well in line with quality.
- Bolder whole leaf sold readily and also appreciated at times.
- The remainder were irregular around last with the browner, stalkier sorts also tending lower at times.
- Exporters to the Middle East and CIS were active.

	WHOLE LEAF		BROKENS		FANNINGS
	1ST LINE	2ND LINE	LARGER	SMALLER	LEAFY
BEST	420-500+	360-410+	320-345+	320-340+	250-290+
GOOD	370-415	340-360	300-320	295-320	220-240
MEDIUM	320-350	300-330	270-300	250-290	150-200

### 1. Market description :

- Demand: fair for leaf and good for dust.
- Liquoring Assams tended easier with fair withdrawals. Medium/better medium sorts were irregular whilst the plainer teas remained steady.
- Dooars were steady to firm.
- All categories of dust grades witnessed improved enquiry with liquoring Assams being dearer.
- Major blenders were active with support from western Indian buyers and other packers. Exporters were selective.

### 2. TOTAL AUCTION WEIGHTED AVERAGE ( ₹ )

	2022-23			2021-22			UPTO SALE - 45		
	SALE - 45	SALE - 44	+/-	SALE - 45	SALE - 44	+/-	2022-23	2021-22	2020-21
CTC	209.84	206.46	3.38	204.65	209.13	-4.47	226.68	212.17	270.38
DUST	230.36	222.63	7.73	206.92	209.21	-2.29	249.65	216.88	277.95
TOTAL	215.65	211.04	4.61	205.26	209.15	-3.89	233.12	213.49	272.75

SOURCE: PARCON INDIA PVT LTD



# UPCOMING AUCTION DETAILS

Auction No.	47		46	
Dates	29 <sup>th</sup> / 30 <sup>th</sup> November 2022		22 <sup>nd</sup> / 23 <sup>rd</sup> November 2022	
	No. of Lots	Qty – kg	No. of Lots	Qty – kg
Ex-Estate	547	618,611	539	624,501
Main Sale Total	8,121	3,633,623	8,976	4,164,957
High & Medium	1,238	525,630	1,333	591,415
Low Grown – Leafy	1,539	558,780	1,668	611,830
Low Grown – Semi Leafy	1,131	460,272	1,256	526,357
Low Grown Tippy	1,767	854,673	1,886	933,352
Premium / Flowery	385	55,421	334	53,964
Off Grades	1,722	867,837	2,102	1,088,917
Dust	339	311,010	397	359,122
Grand Total	8,668	4,252,234	9,515	4,789,458
Reprints	734	345,345	920	479,642
<b>Total No. of Lots on Offer</b>	<b>8,668</b>		<b>9,515</b>	
<b>Total Quantity on Offer (kg)</b>	<b>4,252,234</b>		<b>4,789,458</b>	



## SCHEDULED CLOSING DATES

Auction No.	Date of Sale	Ex-Estate	Main Sale
48	05 <sup>th</sup> / 06 <sup>th</sup> December 2022	17/11/2022	17/11/2022
49	13 <sup>th</sup> / 14 <sup>th</sup> December 2022	24/11/2022	24/11/2022
50	19 <sup>th</sup> / 20 <sup>th</sup> December 2022	01/12/2022	01/12/2022

## PROMPT DATES

Auction No.	Buyers	Sellers
46	29/11/2022	30/11/2022
47	06/12/2022	08/12/2022
48	12/12/2022	13/12/2022



## ORDER OF SALE (SALE NO. 46 – 22<sup>ND</sup> / 23<sup>RD</sup> NOVEMBER 2022)

Main Sale Order – 1 (Leafy / Semi Leafy / Tippy / Premium / 1A)	Main Sale Order – 2 (H & M / Off Grade / Dust)	Ex-Estate
LANKA COMMODITY BROKERS LTD	ASIA SIYAKA COMMODITIES PLC.	ASIA SIYAKA COMMODITIES PLC.
ASIA SIYAKA COMMODITIES PLC.	MERCANTILE PRODUCE BROKERS (PVT) LTD	<b>JOHN KEELLS PLC</b>
EASTERN BROKERS. LTD.	FORBES & WALKER TEA BROKERS (PVT) LTD	MERCANTILE PRODUCE BROKERS (PVT) LTD
CEYLON TEA BROKERS PLC	BARTLEET PRODUCE MARKETING (PVT) LTD	CEYLON TEA BROKERS PLC
BARTLEET PRODUCE MARKETING (PVT) LTD	LANKA COMMODITY BROKERS LTD	LANKA COMMODITY BROKERS LTD
FORBES & WALKER TEA BROKERS (PVT) LTD	CEYLON TEA BROKERS PLC	BARTLEET PRODUCE MARKETING (PVT) LTD
MERCANTILE PRODUCE BROKERS (PVT) LTD	EASTERN BROKERS. LTD.	EASTERN BROKERS. LTD.
<b>JOHN KEELLS PLC</b>	<b>JOHN KEELLS PLC</b>	FORBES & WALKER TEA BROKERS (PVT) LTD

[ DB : HR / SG ]





# TEA SALE ARRANGEMENTS



## COLOMBO TEA TRADERS' ASSOCIATION

C/o. THE CEYLON CHAMBER OF COMMERCE, P.O.Box 274, No. 50, NAVAM MAWATHA, COLOMBO 02.

Telephone: 5588849; Facsimile: 2449352; E-Mail ; hemaratne@chamber.lk

CIRCULAR NO. 38 OF 2022

NOVEMBER 08,2022

### TEA SALE ARRANGEMENTS FOR 01<sup>ST</sup> QUARTER 2023 – JANUARY / FEBRUARY / MARCH

Sale No.	Date of Sale		Catalogue Closing Dates		Prompt Dates		10% Payment	E-Platform Levy Prompt Dates	
			Ex-Estate	Main Sale	Buyers	Sellers		Buyers	Sellers
JANUARY									
1	Tue/Wed	03 <sup>rd</sup> / 04 <sup>th</sup>	08/12/2022 4.30 pm		10/01/2023	11/01/2023	09/01/2023	10/01/2023	11/01/2023
2	Tue/Wed	10 <sup>th</sup> / 11 <sup>th</sup>	15/12/2022 4.30 pm		17/01/2023	18/01/2023	13/01/2023	17/01/2023	19/01/2023
3	Tue/Wed	17 <sup>th</sup> / 18 <sup>th</sup>	22/12/2022 4.30 pm		24/01/2023	25/01/2023	20/01/2023	24/01/2023	26/01/2023
4	Tue/Wed	24 <sup>th</sup> / 25 <sup>th</sup>	05/01/2023 4.30 pm		31/01/2023	01/02/2023	27/01/2023	31/01/2023	02/02/2023
5	Mon/Tue	30 <sup>th</sup> / 31 <sup>st</sup>	12/01/2023 4.30 pm		06/02/2023	07/02/2023	03/02/2023	06/02/2023	08/02/2023



# TEA SALE ARRANGEMENTS – Continued,

Sale No.	Date of Sale		Catalogue Closing Dates		Prompt Dates		10% Payment	E-Platform Levy Prompt Dates	
			Ex-Estate	Main Sale	Buyers	Sellers		Buyers	Sellers
FEBRUARY									
6	Tue/Wed	07 <sup>th</sup> / 08 <sup>th</sup>	19/01/2023 4.30 pm		14/02/2023	15/02/2023	10/02/2023	14/02/2023	16/02/2023
7	Tue/Wed	14 <sup>th</sup> / 15 <sup>th</sup>	26/01/2023 4.30 pm		21/02/2023	22/02/2023	17/02/2023	21/02/2023	23/02/2023
8	Tue/Wed	21 <sup>st</sup> / 22 <sup>nd</sup>	02/02/2023 4.30 pm		28/02/2023	01/03/2023	24/02/2023	28/02/2023	02/03/2023
9	Tue/Wed	28 <sup>th</sup> Feb. / 01 <sup>st</sup> March	09/02/2023 4.30 pm		07/03/2023	08/03/2023	03/03/2023	07/03/2023	09/03/2023
MARCH									
10	Tue/Wed	07 <sup>th</sup> / 08 <sup>th</sup>	16/02/2023 4.30 pm		14/03/2023	15/03/2023	10/03/2023	14/03/2023	16/03/2023
11	Tue/Wed	14 <sup>th</sup> / 15 <sup>th</sup>	23/02/2023 4.30 pm		21/03/2023	22/03/2023	17/03/2023	21/03/2023	23/03/2023
12	Tue/Wed	21 <sup>st</sup> / 22 <sup>nd</sup>	02/03/2023 4.30 pm		28/03/2023	29/03/2023	24/03/2023	28/03/2023	30/03/2023
13	Tue/Wed	28 <sup>th</sup> / 29 <sup>th</sup>	09/03/2023 4.30 pm		04/04/2023	06/04/2023	31/03/2023	04/04/2023	10/04/2023





## TEA SALE ARRANGEMENTS – Continued,

HOLIDAYS FOR 01 <sup>ST</sup> QUARTER OF 2023		
JANUARY		
06 <sup>th</sup>	Friday	Duruthu Full Moon Poya Day
15 <sup>th</sup>	Sunday	Tamil Thai Pongal Day
16 <sup>th</sup>	Monday	Additional holiday in lieu of Tamil Thai Pongal Day falling on Sunday
FEBRUARY		
03 <sup>rd</sup>	Friday	Additional half holiday in lieu of Independence Day falling on Saturday
04 <sup>th</sup>	Saturday	National Day
05 <sup>th</sup>	Sunday	Nawam Full Moon Poya Day
18 <sup>th</sup>	Saturday	Mahasivarathri Day
MARCH		
06 <sup>th</sup>	Monday	Medin Full Moon Poya Day

**THE OFFICE OF THE CTTA  
THE COLOMBO TEA TRADERS' ASSOCIATION**





“  
Successful people do what unsuccessful people are not  
willing to do. Don't wish it were easier; wish you were  
better.— *Jim Rohn*”